



## Student Satisfaction Survey on Teaching-Learning Process (2020-21)

Students Satisfaction Survey on Teaching-Learning Process was conducted on a 4-point scale among undergraduate and postgraduate students of Kumaraguru College of Technology by the Internal Quality Assurance Cell for the year 2020-21. The following is the report:

### 1. How much of the syllabus was covered in the class?

4 – 85 to 100%	662
3 – 70 to 84%	310
2 – 55 to 69%	61
1 – 30 to 54%	13
0 – Below 30%	7



### 2. How well did the teachers prepare for the classes?

4 – Thoroughly	452
3 – Satisfactorily	579
2 – Poorly	17
1 – Indifferently	5
0 – Won't teach at all	0



### 3. How well were the teachers able to communicate?

4 – Always effective	554
3 – Sometimes effective	404
2 – Just satisfactorily	84
1 – Generally ineffective	9
0 – Very poor communication	0



4. The teacher's approach to teaching can best be described as

● 4 – Excellent	359
● 3 – Very good	484
● 2 – Good	183
● 1 – Fair	24
● 0 – Poor	2



5. Fairness of the internal evaluation process by the teachers

● 4 – Always fair	562
● 3 – Usually fair	414
● 2 – Sometimes unfair	64
● 1 – Usually unfair	5
● 0 – Unfair	4



6. Was your performance in assignments discussed with you?

● 4 – Every time	383
● 3 – Usually	373
● 2 – Occasionally/Sometimes	196
● 1 – Rarely	62
● 0 – Never	36



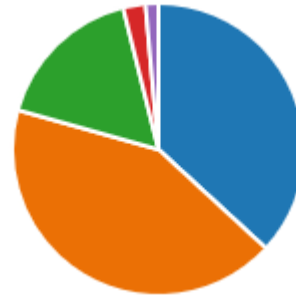
7. The institute takes active interest in promoting internship, student exchange, field visit opportunities for students

● 4 – Significantly	385
● 3 – Often	314
● 2 – Sometimes	206
● 1 – Rarely	92
● 0 – Never	55



8. The teaching and mentoring process in your institution facilitates you in cognitive, social and emotional growth

● 4 – Significantly	387
● 3 – Very well	447
● 2 – Moderately	176
● 1 – Marginally	26
● 0 – Not at all	15



9. The institution provides multiple opportunities to learn and grow

● 4 – Strongly agree	483
● 3 – Agree	449
● 2 – Neutral	94
● 1 – Disagree	16
● 0 – Strongly disagree	8



10. Teachers inform you about your expected competencies, course outcomes and program outcomes

● 4 – Every time	519
● 3 – Usually	413
● 2 – Occasionally/Sometimes	93
● 1 – Rarely	22
● 0 – Never	3



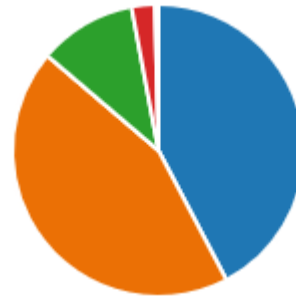
11. Your mentor does a necessary follow-up with an assigned task to you

● 4 – Every time	559
● 3 – Usually	350
● 2 – Occasionally/Sometimes	107
● 1 – Rarely	34
● 0 – I don't have a mentor	1



12. The teachers illustrate the concepts through examples and applications

4 – Every time	442
3 – Usually	459
2 – Occasionally/Sometimes	113
1 – Rarely	27
0 – Never	4



13. The teachers identify your strengths and encourage you with providing the right level of challenges

4 – Fully	341
3 – Reasonably	424
2 – Partially	184
1 – Slightly	53
0 – Unable to	46



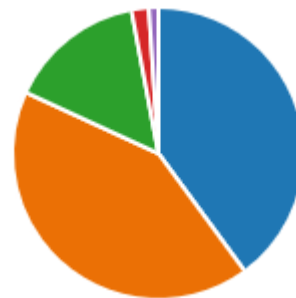
14. Teachers are able to identify your weaknesses and help you to overcome them

4 – Every time	330
3 – Usually	371
2 – Occasionally/Sometimes	213
1 – Rarely	79
0 – Never	52



15. The institution makes effort to engage students in the monitoring, review and continuous quality improvement of the teaching-learning process

4 – Strongly agree	416
3 – Agree	437
2 – Neutral	158
1 – Disagree	20
0 – Strongly disagree	11



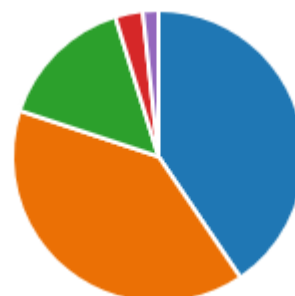
16. The institute/ teachers use student-centric methods, such as experiential learning, participative learning and problem-solving methodologies for enhancing learning experiences

4 – To a great extent	377
3 – Moderate	486
2 – Some what	129
1 – Very little	32
0 – Not at all	18



17. Teachers encourage you to participate in extracurricular activities

4 – Strongly agree	423
3 – Agree	413
2 – Neutral	158
1 – Disagree	32
0 – Strongly disagree	18



18. Efforts are made by the institute/ teachers to inculcate soft skills, life skills and employability skills to make you ready for the world of work

4 – To a great extent	418
3 – Moderate	446
2 – Some what	127
1 – Very little	32
0 – Not at all	20



19. What percentage of teachers use ICT tools such as LCD projector, Multimedia, etc. while teaching

4 – Above 90%	389
3 – 70–89%	417
2 – 50–69%	143
1 – 30–49%	48
0 – Below 29%	46



## 20. The overall quality of teaching-learning process in your institute is very good

4 – Strongly agree	432
3 – Agree	471
2 – Neutral	114
1 – Disagree	20
0 – Strongly disagree	9



## 21. Suggestions to improve the overall teaching-learning experience

- 1. More practical approach required.*
- 2. Institute should take active interest in promoting internship*
- 3. Good Guiding Mentors, good learning experience*
- 4. Need slides with interactive pictures , communicate in English as well as in Tamil*
- 5. Need more projects every year to gain practical Knowledge*
- 6. Machine Drawing and Solid Works to be conducted offline to have more practical Knowledge.*

### **Action Taken Report**

1. Informed the Head of the departments for the follow up action.
2. As per students request, synchronous sessions are increased.
3. Steps were taken to promote internship through CEED
4. Provisions are made to store the synchronous session recordings automatically in one drive which will be easier to share it to the students
5. Steps were taken to have Machine Drawing once again when the students come back on physical mode.
6. Students commented on the difficulty in accessing library through e-access. Procedure to e-access of Library materials is sent through e-mail to individual students again.