

# KUMARAGURU COLLEGE OF TECHNOLOGY

(An Autonomous Institution Affiliated to Anna University, Chennai)

**COIMBATORE – 641049**



## REGULATIONS

**2018**

## **SYLLABUS**

**1<sup>st</sup> to 8<sup>th</sup> Semesters**

**BE MECHATRONICS ENGINEERING**

  
Signature of BOS chairman, MCE

# DEPARTMENT OF MECHATRONICS ENGINEERING

## VISION

To achieve academic and industrial excellence in industrial automation research and innovative product development driven by mechatronics systems.

## MISSION

- Impart the right blend of knowledge and skills to students and enable them to apply it in real life situations.
- Motivate the students towards interdisciplinary research to cater to the local and global needs.
- Achieve innovation in developing industrial products with social responsibility.

## PROGRAM EDUCATIONAL OBJECTIVES(PEOs)

The Program Educational Objectives of Mechatronics Engineering Undergraduate Program are to prepare the students:

- I. To develop innovative and sustainable products with multidisciplinary Engineering expertise.
- II. To solve complex engineering problems by applying mechanical, electrical and computer knowledge and engage in lifelong learning in their profession
- III. To work or pursue higher education in multicultural, multilingual and multinational environment with competent oral and written communication.
- IV. To lead and contribute in a team entrusted with professional, social and ethical responsibilities.

## PROGRAM OUTCOMES(POs)

Graduates of the Mechatronics Engineering Undergraduate Program should have the ability to:

**PO1:** Apply the knowledge of mathematics, science, engineering fundamentals, and an engineering specialization to the solution of complex engineering problems.

**PO2:** Identify, formulate, review research literature, and analyze complex engineering problems reaching substantiated conclusions using first principles of mathematics, natural sciences, and engineering sciences.

  
Signature of BOS chairman, MCE

**PO3:** Design solutions for complex engineering problems and design system components or processes that meet the specified needs with appropriate consideration for the public health and safety, and the cultural, societal, and environmental considerations.

**PO4:** Use research-based knowledge and research methods including design of experiments, analysis and interpretation of data, and synthesis of the information to provide valid conclusions.

**PO5:** Create, select, and apply appropriate techniques, resources, and modern engineering and IT tools including prediction and modeling to complex engineering activities with an understanding of the limitations.

**PO6:** Apply reasoning informed by the contextual knowledge to assess societal, health, safety, legal and cultural issues and the consequent responsibilities relevant to the professional engineering practice.

**PO7:** Understand the impact of the professional engineering solutions in societal and environmental contexts, and demonstrate the knowledge of, and need for sustainable development.

**PO8:** Apply ethical principles and commit to professional ethics and responsibilities and norms of the engineering practice.

**PO9:** Function effectively as an individual, and as a member or leader in diverse teams, and in multidisciplinary settings.

**PO10:** Communicate effectively on complex engineering activities with the engineering community and with society at large, such as, being able to comprehend and write effective reports and design documentation, make effective presentations, and give and receive clear instructions.

**PO11:** Demonstrate knowledge and understanding of the engineering and management principles and apply these to one's own work, as a member and leader in a team, to manage projects and in multidisciplinary environments.

**PO12:** Recognize the need for and have the preparation and ability to engage in independent and life-long learning in the broadest context of technological change.

### **PROGRAM SPECIFIC OUTCOMES(PSOs)**

Graduates of the Mechatronics Engineering Undergraduate Program will have the ability to:

**PSO1.** Design and develop Mechatronics systems to solve the complex engineering problem by integrating electronics, mechanical and control systems.

**PSO2.** Apply the engineering knowledge to conduct investigations of complex engineering problem related to instrumentation, control, automation, robotics and provide solutions.

  
Signature of BOS chairman, MCE

**KUMARAGURU COLLEGE OF TECHNOLOGY**

COIMBATORE – 641 049

REGULATIONS 2018

B.E. MECHATRONICS ENGINEERING

**CURRICULUM**

Semester I										Pre-requisite	
S.No	Course code	Course Title	Course Mode	CT	L	T	P	J	C		
1	U18MAI1201	Linear Algebra and Calculus	Embedded - Theory & Lab	BS	3	0	2	0	4	-	
2	U18CHI1201	Engineering Chemistry	Embedded - Theory & Lab	BS	3	0	2	0	4	-	
3	U18ENI1201	Fundamentals of Communication- I	Embedded - Theory & Lab	HS	2	0	2	0	3	-	
4	U18MEI1201	Engineering Graphics	Embedded - Theory & Lab	ES	2	0	2	0	3	-	
5	U18CSI1202	Problem solving and Programming using C	Embedded - Theory & Lab	ES	2	0	2	0	3	-	
6	U18INI1600	Engineering Clinic I	Practical and Project	ES	0	0	4	2	3	-	
7	U18VEP1501	Personal Values	Workshop	HS							
<b>Total Credits</b>									20		
<b>Total Contact Hours/week</b>									28		

  
Signature of BOS chairman, MCE

Semester II										Pre-requisite
S.No	Course code	Course Title	Course Mode	CT	L	T	P	J	C	
1	U18MAI2201	Advanced Calculus and Laplace Transforms	Embedded - Theory & Lab	BS	3	0	2	0	4	U18MAI1201
2	U18PHI2201	Engineering Physics	Embedded - Theory & Lab	BS	3	0	2	0	4	-
3	U18ENI2201	Fundamentals of Communication-II	Embedded - Theory & Lab	HS	2	0	2	0	3	-
4	U18MET2003	Engineering Mechanics	Theory	ES	3	0	0	0	3	-
5	U18CSI2201	Python Programming	Embedded - Theory & Lab	ES	2	0	2	0	3	-
6	U18INI2600	Engineering Clinic II	Practical and Project	ES	0	0	4	2	3	-
7	U18VEP2502	Interpersonal Values	Workshop	HS						
<b>Total Credits</b>									20	
<b>Total Contact Hours/week</b>									27	

Semester III										Pre-requisite
S.No	Course code	Course Title	Course Mode	CT	L	T	P	J	C	
1	U18MAT3101	Partial Differential Equations and Transforms	Theory	BS	3	1	0	0	4	-
2	U18MCI3201	Electronic Devices and Circuits	Embedded - Theory & Lab	ES	3	0	2	0	4	-
3	U18MCI3202	Electrical Machines	Embedded - Theory & Lab	PC	3	0	2	0	4	-
4	U18MCT3103	Mechanics of solids	Theory	ES	3	1	0	0	4	-
5	U18MCT3104	Fluid Mechanics and Thermal Sciences	Theory	ES	3	1	0	0	4	-
6	U18INI3600	Engineering Clinic III	Practical and Project	ES	0	0	4	2	3	-
7	U18VEP3503	Family Values	Workshop	HS						
<b>Total Credits</b>									23	
<b>Total Contact Hours/week</b>									28	

  
 Signature of BOS chairman, MCE

Semester IV										Pre-requisite
S.No	Course code	Course Title	Course Mode	CT	L	T	P	J	C	
1	U18MAT4101	Numerical Methods and Probability	Theory	BS	3	1	0	0	4	-
2	U18MCI4201	Hydraulics and Pneumatics	Embedded - Theory & Lab	PC	3	0	2	0	4	-
3	U18MCI4202	Sensors and Instrumentation	Embedded - Theory & Lab	PC	3	0	2	0	4	-
4	U18MCT4103	Digital Electronics and Microprocessor	Theory	PC	3	1	0	0	4	U18MCI3201
5	U18MCT4104	Theory of Machines	Theory	PC	3	1	0	0	4	-
6	U18INI4600	Engineering Clinic IV	Practical and Project	ES	0	0	4	2	3	-
7	U18CHT4000	Environmental Science and Engineering	Theory	MC						
8	U18VEP4504	Professional Values	Workshop	HS						
<b>Total Credits</b>									<b>23</b>	
<b>Total Contact Hours/week</b>									<b>28</b>	

Semester V										Pre-requisite
S.No	Course code	Course Title	Course Mode	CT	L	T	P	J	C	
1	U18MCI5201	Industrial Electronics and drives	Embedded - Theory & Lab	PC	3	0	2	0	4	U18MCI3202
2	U18MCI5202	Manufacturing Technology	Embedded - Theory & Lab	PC	2	0	2	0	3	-
3	U18MCI5203	Programmable logic controller	Embedded - Theory & Lab	PC	3	0	2	0	4	-
4	U18MCT5004	Control Engineering	Theory	PC	3	0	0	0	3	-
5	U18MCT5105	Design of Machine Elements	Theory	PC	3	1	0	0	4	U18MCT3103

  
 Signature of BOS chairman, MCE

6	U18MC00**	Open Elective I	Theory	OE	3	0	0	0	3	-
7	U18INI5600	Engineering Clinic V	Practical and Project	ES	0	0	4	2	3	-
8	U18VEP5505	Social Values	Workshop	HS						
<b>Total Credits</b>									<b>24</b>	
<b>Total Contact Hours/week</b>									<b>30</b>	

Semester VI										Pre-requisite
S.No	Course code	Course Title	Course Mode	CT	L	T	P	J	C	
1	U18MCI6201	Computer aided Manufacturing	Embedded - Theory & Lab	PC	3	0	2	0	4	U18MCI5202
2	U18MCI6202	Robotics Engineering	Embedded - Theory & Lab	PC	3	0	2	0	4	-
3	U18MCI6203	Microcontroller and Embedded Systems	Embedded - Theory & Lab	PC	3	0	2	0	3	U18MCT4103
4	U18MCE00**	Professional Elective I	Theory	PE	3	0	0	0	3	-
5	U18MCE00**	Professional Elective II	Theory	PE	3	0	0	0	3	-
6	U18MCO0***	Open Elective II	Theory	OE	3	0	0	0	3	-
7	U18VEP6506	National Values	Workshop	HS						
8	U18INT6000	Constitution of India	Theory	MC						
<b>Total Credits</b>									<b>20</b>	
<b>Total Contact Hours/week</b>									<b>23</b>	

Semester VII										Pre-requisite
S.No	Course code	Course Title	Course Mode	CT	L	T	P	J	C	
1	U18MBT7001	Engineering Economics and Financial Management	Theory	HS	3	0	0	0	3	-
2	U18MCT7001	Mobile Robotics	Theory	PC	3	0	0	0	3	-
3	U18MCT7002	Image Processing and Computer Vision	Theory	PC	3	0	0	0	3	-
4	U18MCE00**	Professional Elective III	Theory	PE	3	0	0	0	3	-
5	U18MCE00**	Professional Elective IV	Theory	PE	3	0	0	0	3	-

  
 Signature of BOS chairman, MCE

6	U18MCP7701	Project – Phase I	Project	PW	0	0	0	6	3	-
7	U18VEP7507	Global Values	Workshop	HS						
<b>Total Credits</b>									<b>18</b>	
<b>Total Contact Hours/week</b>									<b>21</b>	
<b>Semester VIII</b>										
S.No	Course code	Course Title	Course Mode	CT	L	T	P	J	C	
1	U18MCP8701	Project – Phase II	Project	PW	0	0	0	24	12	
<b>Total Credits</b>									<b>12</b>	
<b>Total Contact Hours/week</b>									<b>24</b>	
<b>Total Credits</b>									<b>160</b>	

  
 Signature of BOS chairman, MCE



Programme Electives									
S.No	Course code	Course Title	Course Mode	CT	L	T	P	J	C
<b>Mechatronics Systems</b>									
1.	U18MCE0001	Automotive Electronics	Theory	PE	3	0	0	0	3
2.	U18MCE0002	Condition Monitoring	Theory	PE	3	0	0	0	3
3.	U18MCE0003	Micro Electro Mechanical Systems	Theory	PE	3	0	0	0	3
<b>Computational Intelligence</b>									
4.	U18MCE0004	Artificial Intelligence and Machine Learning	Theory	PE	3	0	0	0	3
5.	U18MCE0005	Database Management System	Theory	PE	3	0	0	0	3
6.	U18MCE0006	Soft Computing	Theory	PE	3	0	0	0	3
7.	U18MCE0014	Underwater Robotics	Theory	PE	3	0	0	0	3
<b>Design and Manufacturing</b>									
8.	U18MCE0007	Industrial IOT	Theory	PE	3	0	0	0	3
9.	U18MCE0008	Statistical Quality Control	Theory	PE	3	0	0	0	3
10.	U18MCE0009	Composite and Smart Materials	Theory	PE	3	0	0	0	3
11.	U18MCE0010	Additive Manufacturing	Theory	PE	3	0	0	0	3
12.	U18MCE0016	Finite Element Analysis	Theory	PE	3	0	0	0	3
<b>Automation</b>									
13.	U18MCE0011	Design of material handling systems	Theory	PE	3	0	0	0	3
14.	U18MCE0012	Design for manufacturing and Assembly	Theory	PE	3	0	0	0	3
15.	U18MCE0013	Precision manufacturing	Theory	PE	3	0	0	0	3
16.	U18MCE0015	Operation Research	Theory	PE	3	0	0	0	3
17.	U18MCE0017	Maintenance Engineering	Theory	PE	3	0	0	0	3
18.	U18MCE0018	Medical Mechatronics	Theory	PE	3	0	0	0	3
<b>Open Electives</b>									
S.No	Course code	Course Title	Course Mode	CT	L	T	P	J	C
1.	U18MCO0001	Robotics for Engineers	Theory	OE	3	0	0	0	3
2.	U18MCO0002	Automation in Agriculture	Theory	OE	2	0	1	0	3
3.	U18MCO0004	Nature Inspired Optimization Techniques	Theory	OE	2	0	1	0	3
4.	U18MCO0005	Mechanics in Cricket	Theory	OE	3	0	0	0	3
5.	U18MCO0006	Low Cost Automation	Theory	OE	3	0	0	0	3
6.	U18MCO0007	Magics and Mechanics	Theory	OE	2	0	1	0	3

  
 Signature of BOS chairman, MCE

# SEMESTER I

  
Signature of BOS chairman, MCE

<b>U18MAI1201</b>	<b>LINEAR ALGEBRA AND CALCULUS</b>	<b>L</b>	<b>T</b>	<b>P</b>	<b>J</b>	<b>C</b>
	<b>(Common to All branches- 2019 batch onwards)</b>	<b>3</b>	<b>0</b>	<b>2</b>	<b>0</b>	<b>4</b>

### Course Outcomes

**After successful completion of this course, the students should be able to**

<b>CO1:</b>	Identify eigenvalues and eigenvectors, apply Cayley Hamilton theorem to Matrix Manipulation and apply orthogonal diagonalization to convert quadratic form to canonical form.
<b>CO2:</b>	Apply suitable techniques of differentiation and integration to various functions and identify the maxima and minima of functions of one variable.
<b>CO3:</b>	Solve first order ordinary differential equations and apply them to certain physical situations
<b>CO4:</b>	Solve higher order ordinary differential equations arising in real world situations.
<b>CO5:</b>	Evaluate the total derivative of a function, expand the given function as series and locate the maximum and minimum for multivariate functions.
<b>CO6:</b>	Determine Rank, Inverse, Eigenvalues, Eigenvectors of the given matrix, solve Differential equations and locate Maxima-Minima of the function using MATLAB

### Pre-requisite

Nil

<b>CO/PO Mapping</b>														
(S/M/W indicates strength of correlation) S-Strong, M-Medium, W-Weak														
<b>COs</b>	<b>Programme Outcomes(POs)</b>													
	PO1	PO2	PO3	PO4	PO5	PO6	PO7	PO8	PO9	PO10	PO11	PO12	PSO 1	PSO2
<b>CO1</b>	S	S			M				M	M		M	M	M
<b>CO2</b>	S	S			M				M	M		M	M	M
<b>CO3</b>	S	S			M				M	M		M	M	M
<b>CO4</b>	S	S			M				M	M		M	M	M
<b>CO5</b>	S	S			M				M	M		M	M	M
<b>CO6</b>	S	S			M				M	M		M	M	M

**Course Assessment methods:**

  
 Signature of BOS chairman, MCE

<b>DIRECT</b>	<b>INDIRECT</b>
1. Report, Assignment; Journal Paper Review, Group Presentation, Project Report, Poster Preparation, Prototype or Product 2. Demonstration etc (as applicable) (Theory component) 3. Pre/Post - Experiment Test/Viva; Experimental Report for each Experiment (lab Component) 4. Model Examination (lab component) 5. End Semester Examination (Theory and lab components)	1. Course-end survey
<b><u>THEORY COMPONENT</u></b>	
<b>MATRICES</b>	<b>11 Hours</b>
Rank of a matrix – Consistency of a system of linear equations - Rouche's theorem - Solution of a system of linear equations - Linearly dependent and independent vectors – Eigenvalues and Eigenvectors of a real matrix – Properties of eigenvalues and eigenvectors – Cayley Hamilton theorem (excluding proof) - Orthogonal matrices – Orthogonal transformation of a symmetric matrix to diagonal form – Reduction of quadratic form to canonical form by orthogonal transformation	
<b>DIFFERENTIAL AND INTEGRAL CALCULUS</b>	<b>9 Hours</b>
Representation of functions - Limit of a function - Continuity - Derivatives - Differentiation rules - Maxima and Minima of functions of one variable - Definite and Indefinite integrals - Techniques of Integration: Substitution rule, Integration by parts, Trigonometric integrals, Trigonometric substitutions, Integration of rational functions by partial fraction.	
<b>FIRST ORDER ORDINARY DIFFERENTIAL EQUATIONS</b>	<b>6 Hours</b>
Leibnitz's equation – Bernoulli's equation – Applications: Orthogonal trajectories and Electric Circuits.	
<b>HIGHER ORDER LINEAR DIFFERENTIAL EQUATIONS</b>	<b>9 Hours</b>
Linear equations of second and higher order with constant coefficients – Euler's and Legendre's linear equations – Method of variation of parameters – First order Simultaneous linear equations with constant coefficients – Applications: Electric Circuits.	
<b>FUNCTIONS OF SEVERAL VARIABLES</b>	<b>10 Hours</b>
Total derivative – Taylor's series expansion – Maxima and minima of functions of two variables – Constrained maxima and minima: Lagrange's multiplier method with single constraints – Jacobians.	
<b>REFERENCES:</b>	
1. Grewal B.S., "Higher Engineering Mathematics", Khanna Publishers, New Delhi, 41st Edition, 2011.	
2. Ramana B.V., "Higher Engineering Mathematics", Tata McGraw Hill Co. Ltd., New Delhi, 11th Reprint, 2010.	
3. Kreyzig E., "Advanced Engineering Mathematics", Tenth Edition, John Wiley and sons, 2011.	
4. Veerarajan T., Engineering Mathematics (for First Year), Tata McGraw Hill Pub. Co. Ltd., New Delhi, Revised Edition, 2007	

  
 Signature of BOS chairman, MCE

5. Kandasamy P., Thilagavathy K., and Gunavathy K., "Engineering Mathematics", S. Chand & Co., New Delhi, (Reprint) 2008
6. Venkataraman M.K., "Engineering Mathematics", The National Pub. Co., Chennai, 2003
7. Weir, MD, Hass J, Giordano FR: Thomas' Calculus, Pearson education 12 <sup>th</sup> Edition, 2015
8. G.B. Thomas and R.L. Finney, Calculus and Analytical Geometry, 11 <sup>th</sup> Edition, Pearson Education, (2006)
9. James Stewart, Calculus: Early Transcendentals, Cengage Learning, 7th Edition, New Delhi, 2015.
<b>WEBSITES</b>
<a href="https://www.khanacademy.org/tag/maxima-and-minima-math">https://www.khanacademy.org/tag/maxima-and-minima-math</a> <a href="https://www.khanacademy.org/math/differential-calculus">https://www.khanacademy.org/math/differential-calculus</a> <a href="https://www.khanacademy.org/math/integral-calculus">https://www.khanacademy.org/math/integral-calculus</a>

<b><u>LAB COMPONENT</u></b>	<b>30 Hours</b>
<b>List of MATLAB Programmes:</b>	
1. Introduction to MATLAB.	
2. Matrix Operations - Addition, Multiplication, Transpose, Inverse	
3. Rank of a matrix and solution of a system of linear equations	
4. <a href="#">Characteristic equation of a Matrix and Cayley-Hamilton Theorem.</a>	
5. Eigenvalues and Eigenvectors of Higher Order Matrices	
6. Curve tracing	
7. Differentiation and Integration	
8. Solving first and second order ordinary differential equations.	
9. Determining Maxima and Minima of a function of one variable.	
10. Determining Maxima and Minima of a function of two variables.	

**Theory:45    Tutorial:0    Practical:30    Project:0    Total: 75Hours**

  
 Signature of BOS chairman, MCE

U18CHI1201	ENGINEERING CHEMISTRY (Common to All Branches)	L	T	P	J	C
		3	0	2	0	4

### Course Outcomes

After successful completion of this course, the students should be able to

CO1:	Apply the basic principles of chemistry at the atomic and molecular level.
CO2:	Analyze the impact of engineering solutions from the point of view of chemical principles
CO3:	Apply the chemical properties to categorize the engineering materials and their uses
CO4:	Integrate the chemical principles in the projects undertaken in field of engineering and technology
CO5:	Develop analytical proficiency through lab skill sets to demonstrate in professional practice.

### Pre-requisite

Nil

CO/POMapping														
(S/M/W indicates strength of correlation) S-Strong, M-Medium, W-Weak														
COs	Programme Outcomes(POs)													
	PO1	PO2	PO3	PO4	PO5	PO6	PO7	PO8	PO9	PO10	PO11	PO12	PSO1	PSO2
CO1	S	M												
CO2	S	M		M										
CO3	S	M		S										M
CO4	S	M		S										S
CO5	M	S		S										

### Course Assessment methods:

DIRECT	INDIRECT
1. Continuous Assessment TestI 2. Continuous Assessment TestII 3. Assignment 4. End Semester Examination	1. Course-end survey

### THEORY COMPONENT

#### CHEMICAL BONDING

**7 Hours**

Bonding: Introduction – Ionic bonding - Van der Waal's forces (dipole - dipole, dipole - induced dipole, induced dipole - induced dipole interactions) - hydrophobic interaction. Bonding in organic molecules: covalent and co-ordinate bonds (overview only) - hybridization (sp, sp<sup>2</sup>, sp<sup>3</sup>) - hydrogen bonding and its consequences.

  
 Signature of BOS chairman, MCE

<b>THERMODYNAMICS</b>	<b>7 Hours</b>
Introduction - Thermodynamic process – Internal energy – Enthalpy – limitations of First law of thermodynamics – Second law of thermodynamics - Entropy - Third law of thermodynamics– Free Energy and Work Function – Clausius-Clapeyron equation – Maxwell’s relations – Kirchoff’s equation.	
<b>ELECTROCHEMISTRY AND CORROSION</b>	<b>7 Hours</b>
Electrodes - Electrode Potential – Nernst equation and problems - Galvanic cell - Electrochemical Series. Corrosion: Classification and mechanism of chemical and electrochemical corrosion - Factors influencing corrosion Corrosion control: Inhibitors – Cathodic protection (Sacrificial anodic protection, Impressed current cathodic protection) – Protective coating: Electroplating (Au) and Electroless plating (Ni).	
<b>WATER TECHNOLOGY</b>	<b>6 Hours</b>
Introduction-soft/hardwater-Disadvantagesofhardwaterinindustries–scale,sludge,priming and foaming,causticembrittlement.Treatmentofhardwater:Externaltreatment(Ionexchangemethod)- Internal treatment (colloidal, carbonate, phosphate and calgon conditioning) - Desalination (Reverse osmosis, Electrodialysis)	
<b>ENGINEERING MATERIALS</b>	<b>9 Hours</b>
Polymer: Introduction – Preparation, Properties and Applications of PMMA, PET, PVC. Composites: Constituents of Composites – Polymer Composites - Metal Matrix Composites - Ceramic Matrix Composites – Applications Lubricants: Classification - Functions - Properties(viscosityindex,flashandfirepoint,oiliness, carbonresidue,aniline point, cloud point and pour point) - Semi solid lubricant (greases with calcium based, sodium based, lithium based) - Solid lubricants (graphite, molybdenum disulphide)	
<b>SURFACE CHEMISTRY AND CATALYSIS</b>	<b>9 Hours</b>
Adsorption: Types of adsorption – Adsorption isotherms: Freundlich’s adsorption isotherm – Langmuir’s adsorption isotherm – Applications of adsorption on pollution abatement. Catalysis: Catalyst – catalytic poisoning and catalytic promoters - autocatalysis – acid base catalysis – enzyme catalysis – Michaelis-Menten equation – applications. Chemical kinetics: Introduction – first order, pseudo first order, second order, zero order equations – parallel reactions – opposing reactions.	
<b>Theory:45</b>	<b>Tutorial:0</b>
<b>Practical:0</b>	<b>Project:0</b>
<b>Total: 45Hours</b>	
<b>REFERENCES:</b>	
<ol style="list-style-type: none"> <li>1. Jain P.C. and Jain. M., Engineering Chemistry, 16th Edition, Dhanpat Rai Publishing Company, New Delhi, Reprint 2017.</li> <li>2. Puri B.R., Sharma L.R., Pathania, M.S. Principles of physical chemistry, Vishal Publishing Co., 2017</li> <li>3. Atkins, P. and de Paula, J., Atkin’s Physical Chemistry, 9th ed., Oxford Univ. Press, 2009.</li> <li>4. Glasstone S., An introduction to Electrochemistry, 10th Edition, Affiliated to East West Press Private Limited, 2007.</li> <li>5. Samir Sarkar., Fuels and Combustion, 3rd Edition, Orient Longman, India, 2009.</li> <li>6. Dara S.S. and Umare S.S., A text book of Engineering Chemistry, S.Chand and Company Limited, New Delhi, 2014.</li> <li>7. Engineering Chemistry, Wiley India Editorial Team, Wiley, 2018.</li> </ol>	
<b>LABORATORY COMPONENT</b>	
<ol style="list-style-type: none"> <li>1. Preparation of Standardsolutions</li> <li>2. Conductometric estimation of mixture of acids vs strongbase</li> <li>3. Estimation of extent of corrosion of Iron pieces byPotentiometry</li> <li>4. Estimation of the extent of dissolution of Copper / Ferrous ions by spectrophotometry.</li> </ol>	

  
 Signature of BOS chairman, MCE

5. Estimation of acids by pHmetry.
6. Determination of total, temporary and permanent hardness by EDTA method.
7. Estimation of DO by Winkler's method
8. Estimation of Alkalinity by Indicator method.
9. Estimation of Chloride by Argentometric method
10. Estimation of Sodium and Potassium in water by Flame photometry.
11. Determination of Flash and Fire point of lubricating oil
12. Determination of Cloud and Pour point of lubricating oil
13. Determination of relative and kinematic viscosities of lubricating oil at different temperatures
14. Determination of corrosion rate on mild steel by Weight loss method
15. Morphological studies of corrosion on mild steel by microscopic techniques

**Theory:0**

**Tutorial:0**

**Practical:30**

**Project:0**

**Total: 30Hours**

#### **REFERENCES**

1. Jeffery G.H., Bassett J., Mendham J. and Denny R.C., Vogel's Text Book of Quantitative Chemical Analysis, Oxford, ELBS, London, 2012.
2. Shoemaker D.P. and C.W. Garland., Experiments in Physical Chemistry, Tata McGraw-Hill Pub. Co., Ltd., London, 2003.

  
Signature of BOS chairman, MCE



U18ENI1201	<b>FUNDAMENTALS OF COMMUNICATION-I</b> <i>(Common to all Branches of I Semester B.E/B/Tech Programmes)</i>	<b>L</b>	<b>T</b>	<b>P</b>	<b>J</b>	<b>C</b>
		<b>2</b>	<b>0</b>	<b>2</b>	<b>0</b>	<b>3</b>

**Course Objectives:**

1. To communicate effectively by using appropriate grammar and technical parlance in a range of academic scenarios.
2. To interpret and critically evaluate discourses related to functional English.
3. To disseminate professional information through appropriate means of communication.

**Course Outcomes**

<b>After successful completion of this course, the students should be able to</b>	
<b>Co1</b>	Communicate in English with correct grammar
<b>Co2</b>	Communicate effectively (Oral and Written)
<b>Co3</b>	Use communication skills in the real world

**Pre-requisite**

Nil

<b>CO/PO Mapping</b>														
(S/M/W indicates strength of correlation) S-Strong, M-Medium, W-Weak														
<b>COs</b>	<b>Programme Outcomes(POs)</b>													
	PO1	PO2	PO3	PO4	PO5	PO6	PO7	PO8	PO9	PO10	PO11	PO12	PSO 1	PSO2
<b>CO1</b>										S		S		
<b>CO2</b>		M		W		W			M	S		S		
<b>CO3</b>		M		M		W			M	S		S		

**Course Assessment methods:**

  
 Signature of BOS chairman, MCE

DIRECT		INDIRECT
1. Continuous Assessment of Skills		1.Course-end survey
2. Assignment		
3. Written Test		
4. End Semester Examination		
No	Topic	Hours
<b>MODULE I - 12 Hrs</b>		
1.1	Parts of Speech	2
1.2	Subject Verb Agreement	2
1.3	Speak up (Self Introduction, JAM)	4
1.4	Writing sentences using 'Be-forms'	3
1.5	Test	1
<b>MODULE II - 12Hrs</b>		
2.1	Articles, Gerunds, Infinitives	2
2.2	Speak up (Greetings & Polite English)	4
2.3	Dialogue Writing	3
2.4	Skimming & Scanning	2
2.5	Listening Skills - I	1
<b>MODULE III - 12 Hrs</b>		
3.1	Tenses & Voice	2
3.2	Sentences & its kinds	2
3.3	Speak up (Narration & Description)	4
3.4	Summarizing & Note-making	3
3.5	Listening Skills - II	1
<b>MODULE IV - 12 Hrs</b>		
4.1	Framing Questions – 4 types	2
4.2	Speak up (Role play)	4
4.3	Letter writing – Formal and Informal & Email Writing	3
4.4	Reading Comprehension & Cloze test	2
4.5	Listening Skills - III	1
<b>MODULE V - 12 Hrs</b>		
5.1	Degrees of Comparison	2
5.2	Clauses	2
5.3	Speak up (Power Point Presentation)	4
5.4	Writing (Picture perception)	3
5.5	Test	1
	<b>Total</b>	<b>60</b>
<b>REFERENCES</b>		
<ol style="list-style-type: none"> <li>1. A Modern Approach to Non Verbal Reasoning (English, Paperback, Dr. R SAggarwal)</li> <li>2. The Power of Words(Bloomsbury, UK, 2012, HyacinthPink)</li> <li>3. Word Power Made Easy: The Complete Handbook for Building a Superior Vocabulary (By Norman Lewis)</li> <li>4. Effective Technical Communication Tata Mc Graw Hills Publications (AshrafRizvi)</li> <li>5. English and Soft skills Orient Black Swan Publishers (S. P.Dhanavel)</li> <li>6. Know Your Grammar: Trans.in Tamil &amp; Malayalam –A Bilingual Approach(Bloomsbury, UK, 2012, HyacinthPink)</li> </ol>		

  
 Signature of BOS chairman, MCE

<b>U18MEI1201</b>	<b>ENGINEERING GRAPHICS</b> (Common to AE, AUE, CE, MCE, ME, EIE and EEE)	<b>L</b>	<b>T</b>	<b>P</b>	<b>J</b>	<b>C</b>
		<b>2</b>	<b>0</b>	<b>2</b>	<b>0</b>	<b>3</b>

### Course Outcomes

After successful completion of this course, the students should be able to

<b>CO1:</b>	Construct various plane curves.
<b>CO2:</b>	Construct projection of points and projection of lines.
<b>CO3:</b>	Develop projection of surfaces and solids.
<b>CO4:</b>	Solve problems in sections of solids and development of surfaces.
<b>CO5:</b>	Apply free hand sketching and concepts of isometric in engineering practice.
<b>CO6:</b>	Draw engineering drawing in AutoCAD with dimensions.

### Pre-requisite

Nil

<b>CO/PO Mapping</b>														
(S/M/W indicates strength of correlation) S-Strong, M-Medium, W-Weak														
<b>COs</b>	<b>Programme Outcomes(POs)</b>													
	PO1	PO2	PO3	PO4	PO5	PO6	PO7	PO8	PO9	PO10	PO11	PO12	PSO1	PSO2
<b>CO1</b>	S	M												
<b>CO2</b>	S	S									W			
<b>CO3</b>	S	S									M			
<b>CO4</b>	S	S												
<b>CO5</b>	S	S												
<b>CO6</b>	S													

### Course Assessment methods:

<b>DIRECT</b>	<b>INDIRECT</b>
1. Continuous Assessment I 2. Continuous Assessment II 3. Assignment 4. End semester	
<b>PLANE CURVES, PROJECTION OF POINTS, LINES AND PLANES</b>	<b>10 Hours</b>
Importance of graphics in design process, visualization, communication, documentation and drafting tools, Construction of curves - ellipse, parabola, and hyperbola by eccentricity method only. Orthographic projection of points. Projections of straight lines located in first quadrant - determination of true length and true inclinations. Projections of plane surfaces - polygonal lamina and circular lamina, located in first quadrant and inclined to one reference plane.	
<b>PROJECTION AND SECTION OF SOLIDS</b>	<b>10 Hours</b>

  
 Signature of BOS chairman, MCE

Projection of simple solids - prism, pyramid, cylinder and cone. Drawing views when the axis of the solid is inclined to one reference plane. Sectioning of simple solids - prisms, pyramids, cylinder and cone. Obtaining sectional views and true shape when the axis of the solid is vertical and cutting plane inclined to one reference plane.	
<b>DEVELOPMENT OF SURFACES, ISOMETRIC PROJECTIONS AND FREE-HAND SKETCHING</b>	<b>10 Hours</b>
Development of lateral surfaces of truncated prisms, pyramids, cylinders and cones. Isometric projection, Isometric scale, Isometric views of simple solids, truncated prisms, pyramids, cylinders and cones. Free hand sketching techniques, sketching of orthographic views from given pictorial views of objects, including free-hand dimensioning.	
<b>INTRODUCTION TO AUTOCAD</b>	<b>15 Hours</b>
Introduction to Drafting Software (AutoCAD) & its Basic Commands. Introduction to coordinate systems, object selection methods, selection of units and precision. sketching – line, circle, arc, polygon, rectangle and ellipse. Working with object snaps, layers and object properties. Editing the objects – copy, move, trim, extend, working with arrays, mirror, scale, hatch, fillet and chamfer.	
<b>ISOMETRIC VIEWS WITH AUTOCAD</b>	<b>15 Hours</b>
Building drawings – Single and double bed room house (sectional Top view only). Introduction to Motion path animation. Isometric views of simple solid blocks.	
<b>Theory:30</b>	<b>Tutorial: 0</b>
<b>Practical:30</b>	<b>Project:0</b>
<b>Total : 60Hours</b>	
<b>REFERENCES:</b>	
<ol style="list-style-type: none"> <li>1. Basant Agrawal and CM Agrawal, Engineering Drawing, McGraw-Hill, New Delhi, First Edition, 2008.</li> <li>2. Venugopal K. and Prabhu Raja V., Engineering Graphics, New Age International (P) Limited, New Delhi, 2008.</li> <li>3. Nataraajan K.V., Engineering Drawing and Graphics, Dhanalakshmi Publisher, Chennai, 2005.</li> <li>4. Warren J. Luzadder and Jon. M. Duff, Fundamentals of Engineering Drawing, Prentice Hall of India Pvt. Ltd., New Delhi, Eleventh Edition, 2005.</li> <li>5. Gopalakrishna K.R., Engineering Drawing (Vol. I &amp; II), Subhas Publications, 2001.</li> <li>6. James Leach, AutoCAD 2017 Instructor, SDC Publications, 2016.</li> </ol>	

  
 Signature of BOS chairman, MCE

<b>U18CSI1202</b>	<b>PROBLEM SOLVING AND PROGRAMMING USING C</b>	<b>L</b>	<b>T</b>	<b>P</b>	<b>J</b>	<b>C</b>
		<b>2</b>	<b>0</b>	<b>2</b>	<b>0</b>	<b>3</b>

### Course Outcomes

After successful completion of this course, the students should be able to

<b>CO1:</b>	Acquire knowledge on different problem-solving techniques.
<b>CO2:</b>	Use appropriate data types and control structures for solving a given problem.
<b>CO3:</b>	Execute different array and string operations.
<b>CO4:</b>	Experiment with the usage of pointers and functions.
<b>CO5:</b>	Organize data using structures and unions.

### Pre-requisite

Nil

<b>CO/PO Mapping</b>														
(S/M/W indicates strength of correlation) S-Strong, M-Medium, W-Weak														
<b>COs</b>	<b>Programme Outcomes(POs)</b>													
	PO1	PO2	PO3	PO4	PO5	PO6	PO7	PO8	PO9	PO10	PO11	PO12	PSO1	PSO2
<b>CO1</b>	S	M							W					
<b>CO2</b>	S	M							W	W				
<b>CO3</b>	S	W			W	W			W	W		W		
<b>CO4</b>	M	W	M	W	W	W			W	W		M		
<b>CO5</b>	M	W	M	W	W	W			W	W		M		

### Course Assessment methods:

<b>DIRECT</b>	<b>INDIRECT</b>
1. Continuous Assessment Test I, II (Theory Component) 2. Assignment (Theory Component) 3. Group Presentation (Theory Component) 4. Pre/Post - experiment Test/Viva; Experimental Report for each experiment (lab component) 5. Model examination (lab component) 6. End Semester Examination (Theory and lab component)	1. Course-end survey
<b>STRUCTURED PROGRAMMING</b>	<b>6 Hours</b>
Algorithms, building blocks of algorithms (instructions/statements, state, control flow, functions), notation (pseudo code, flow chart, programming language), algorithmic problem solving, simple strategies for developing algorithms (iteration). Introduction to C Programming – Operators and Expressions – Data Input and Output – Control Statements	
<b>ARRAYS AND STRINGS</b>	<b>6 Hours</b>

  
 Signature of BOS chairman, MCE

Defining an array – Processing an array –Multidimensional Arrays Character Arithmetic – Defining a string – Initialization of Strings – Reading and Writing Strings – Processing Strings –Searching and Sorting ofStrings				
<b>FUNCTIONS, STORAGE CLASSES</b>				<b>6 Hours</b>
Defining a function – Accessing a function – Function prototypes – Passing arguments to a function – functions – Function with string - Recursion – Storage classes				
<b>POINTERS</b>				<b>7 Hours</b>
Pointer Fundamentals – Pointer Declaration – Passing Pointers to a Function – Pointers and one- dimensional arrays – operations on pointers – Dynamic memory allocation.				
<b>STRUCTURES AND UNIONS</b>				<b>5 Hours</b>
Structures and Unions: Defining a Structure – Processing a Structure – User defined data types (Typedef) – Unions				
<b>Theory:30</b>	<b>Tutorial:0</b>	<b>Practical:0</b>	<b>Project:0</b>	<b>Total:</b>
<b>30 Hours</b>				

  
 Signature of BOS chairman, MCE

**REFERENCES:**

1. ByronSGottfriedandJitendarKumarChhabra,“ProgrammingwithC”,TataMcGraw Hill Publishing Company, Third Edition, New Delhi, 2011.
2. Pradip Dey and Manas Ghosh, “Programming in C”, Second Edition, Oxford University Press,2011.
3. Kernighan,B.W and Ritchie,D.M, “The C Programming language”, Second Edition, Pearson Education,2006
4. Ashok N. Kamthane, “Computer programming”, Pearson Education, 2007.
5. Reema Thareja, “Programming in C”, Second Edition, Oxford University Press,2011.

**LAB COMPONENT CONTENTS****LIST OF EXPERIMENTS****30 Hours**

1. Writing algorithms, flowcharts and pseudo codes for simple problems.
2. Programs on expressions and conversions
3. Programs using if, if-else, switch and nested if statements
4. Programs using while, do-while, for loops
5. Programs on one dimensional arrays, passing arrays to functions and array operations
6. Programs using two dimensional arrays, passing 2D arrays to functions
7. Programs using String functions
8. Programs using function calls, recursion, call by value
9. Programs on pointer operators, call by reference, pointers with arrays
10. Programs using structures and unions.

**Theory:0****Tutorial:0****Practical:30****Project: 0****Total: 30Hours****REFERENCES**

1. Byron S Gottfried and Jitendar Kumar Chhabra, “Programming with C”, Tata McGrawHill Publishing Company, Third Edition, New Delhi, 2011.
2. PradipDeyand ManasGhosh, “ProgramminginC”, SecondEdition,OxfordUniversityPress, 2011.
3. Kernighan,B.W and Ritchie,D.M, “The C Programming language”, Second Edition, Pearson Education,2006
4. Ashok N. Kamthane, “Computer programming”, Pearson Education,2007.

  
Signature of BOS chairman, MCE

<b>U18INI1600</b>	<b>ENGINEERING CLINIC I</b>	<b>L</b>	<b>T</b>	<b>P</b>	<b>J</b>	<b>C</b>
		<b>0</b>	<b>0</b>	<b>4</b>	<b>2</b>	<b>3</b>

### Course Objectives

- To help the students look into the functioning of simple to complex devices and systems
- To enable the students to design and build simple systems on their own
- To help experiment with innovative ideas in design and teamwork
- To create an engaging and challenging environment in the engineering lab

### Course Outcomes

**After successful completion of this course, the students should be able to**

<b>CO1:</b>	Identify a practical problem and find a solution
<b>CO2:</b>	Understand the project management techniques
<b>CO3:</b>	Demonstrate their technical report writing and presentation skills

### Pre-requisite

Nil

### CO/PO Mapping

(S/M/W indicates strength of correlation) S-Strong, M-Medium, W-Weak

COs	Programme Outcomes (POs)													
	PO1	PO2	PO3	PO4	PO5	PO6	PO7	PO8	PO9	PO10	PO11	PO12	PSO1	PSO2
<b>CO1</b>	S	S	S	S	S	M	W		S			S		
<b>CO2</b>											S			
<b>CO3</b>										S				

### Course Assessment methods:

<b>DIRECT</b>	<b>INDIRECT</b>
1. Project reviews 50% 2. Workbook report 10% 3. Demonstration & Viva-voce 40%	1. Course Exit Survey

### CONTENT:

The course will offer the students with an opportunity to gain a basic understanding of computer controlled electronic devices and apply the concepts to design and build simple to complex devices. As a practical project based embedded course, the students will be taught the concepts using a variety of reference material available in the public domain. While the course will start with formal instruction on hardware, programming and applications, the major portion of the course will provide the students with ample opportunity to be innovative in designing and building a range of products from toys to robots and flying machines. In the First semester, students will focus primarily on IOT with C programming using Arduino.

  
 Signature of BOS chairman, MCE



**GUIDELINES:**

1. Practical based learning carrying credits.
2. Multi-disciplinary/ Multi-focus group of 5-6 students.
3. Groups can select to work on a specific task, or projects related to real world problems.
4. Each group has a faculty coordinator/Instructor who will guide/evaluate the overall group as well as individual students.
5. The students have to display their model in the 'Engineering Clinics Expo' at the end of semester.
6. The progress of the course is evaluated based on reviews and final demonstration of prototype.

**Total 90 Hours**  
Signature of BOS chairman, MCE

<b>U18VEP1501</b>	<b>PERSONAL VALUES</b>					<b>L</b>	<b>T</b>	<b>P</b>	<b>J</b>	<b>C</b>
	<b>(Mandatory)</b>					<b>0</b>	<b>0</b>	<b>2</b>	<b>0</b>	<b>0</b>

### Course Outcomes

<b>After successful completion of this course, the students should be able to</b>	
<b>CO1:</b>	Acquire and express Gratitude, Truthfulness, Punctuality, Cleanliness & fitness.
<b>CO2:</b>	Practice simple physical exercise and breathing techniques
<b>CO3:</b>	Practice Yoga asana which will enhance the quality of life.
<b>CO4:</b>	Practice Meditation and get benefited.
<b>CO5:</b>	Procure Self-Healing techniques for propagating healthy society

### Pre-requisite

Nil

<b>CO/PO Mapping</b>														
(S/M/W indicates strength of correlation)      S-Strong, M-Medium, W-Weak														
<b>COs</b>	<b>Programme Outcomes(POs)</b>													
	PO1	PO2	PO3	PO4	PO5	PO6	PO7	PO8	PO9	PO10	PO11	PO12	PSO1	PSO2
<b>CO1</b>												M		
<b>CO2</b>										S				
<b>CO3</b>						M								
<b>CO4</b>						S			M					
<b>CO5</b>										M				
<b>CO6</b>								W				S		

### Course Assessment methods:

  
 Signature of BOS chairman, MCE

DIRECT	INDIRECT
1. Group Activity / Individual performance and assignment 2. Assessment on Value work sheet /Test	1. Mini project on values / Goodwill Recognition
<b>VALUES THROUGH PRACTICAL ACTIVITIES:</b>	
<p><b>Knowing the self:</b> Introduction to value education - Need &amp; importance of Value education – Knowing the self – realization of human life – animal instinct vs sixth sense</p> <p><b>Mental Health:</b> Evolution of senses – functioning steps of human mind – Body and Mind coordination - Analysis of thoughts – moralization of desires– autosuggestions – power of positive affirmations. – Meditation and its benefits.</p> <p><b>Physical Health:</b> Physical body constitution– Types of food - effects of food on body and mind – healthy eating habits – food as medicine– self healing techniques.</p> <p><b>Core value: Self-love &amp; Self-care</b> Gratitude - Happiness - Optimistic –Enthusiasm – Simplicity– Punctual-SelfControl-Cleanliness&amp;personalhygiene-Freedomfrombelief systems</p> <p><b>Fitness:</b> Simplified physical exercises – Sun salutation - Lung strengthening practices: Naadi suddhi pranayama – Silent sitting and listening to nature – Meditation.</p>	
<b>Workshop mode</b>	
<b>REFERENCES</b>	
1. KNOW YOURSELF — SOCRATES – PDF format at <a href="http://www.au.af.mil/au/awc/awcgate/army/rotc_self-aware.pdf">www.au.af.mil/au/awc/awcgate/army/rotc_self-aware.pdf</a> 2. STEPS TO KNOWLEDGE: The Book of Inner Knowing – PDF format at <a href="http://www.newmessage.org/wp-content/uploads/pdfs/books/STK_NKL_v1.5.pdf">www.newmessage.org/wp-content/uploads/pdfs/books/STK_NKL_v1.5.pdf</a> 3. PROMOTING MENTAL HEALTH - World Health Organization – PDF format at <a href="http://www.who.int/mental_health/evidence/MH_Promotion_Book.pdf">www.who.int/mental_health/evidence/MH_Promotion_Book.pdf</a> 4. LEARNING TO BE: A HOLISTIC AND INTEGRATED APPROACH TO VALUES– UNESCO PDF format at <a href="http://www.unesdoc.unesco.org/images/0012/001279/127914e.pdf">www.unesdoc.unesco.org/images/0012/001279/127914e.pdf</a> 5. PERSONALITY DEVELOPMENT BY SWAMIVIVEKANANDA <a href="http://www.estudentedavedanta.net/Personality-Development.pdf">www.estudentedavedanta.net/Personality-Development.pdf</a>	

  
 Signature of BOS chairman, MCE

# SEMESTER II

  
Signature of BOS chairman, MCE

<b>U18MAI2201</b>	<b>ADVANCED CALCULUS AND LAPLACE TRANSFORMS</b>	<b>L</b>	<b>T</b>	<b>P</b>	<b>J</b>	<b>C</b>
		<b>3</b>	<b>0</b>	<b>2</b>	<b>0</b>	<b>4</b>
<b>(Common to All branches)</b>						

### Course Outcomes

<b>After successful completion of this course, the students should be able to</b>	
<b>CO1:</b>	Evaluate double and triple integrals in Cartesian coordinates and apply them to calculate area and volume.
<b>CO2:</b>	Apply various integral theorems for solving engineering problems involving cubes and rectangular parallelepipeds.
<b>CO3:</b>	Construct analytic functions of complex variables and transform functions from z-plane to w-plane and vice-versa, using conformal mappings.
<b>CO4:</b>	Apply the techniques of complex integration to evaluate real and complex integrals over suitable closed paths or contours.
<b>CO5:</b>	Solve linear differential equations using Laplace transform technique.
<b>CO6:</b>	Determine multiple integrals, vector differentials, vector integrals and Laplace transforms using MATLAB.

### Pre-requisite: U18MAI1201

<b>CO/PO Mapping</b>														
(S/M/W indicates strength of correlation) S-Strong, M-Medium, W-Weak														
<b>COs</b>	<b>Programme Outcomes(POs)</b>													
	<b>PO1</b>	<b>PO2</b>	<b>PO3</b>	<b>PO4</b>	<b>PO5</b>	<b>PO6</b>	<b>PO7</b>	<b>PO8</b>	<b>PO9</b>	<b>PO10</b>	<b>PO11</b>	<b>PO12</b>	<b>PSO1</b>	<b>PSO2</b>
<b>CO1</b>	S	S			M				M	M		M	M	M
<b>CO2</b>	S	S			M				M	M		M	M	M
<b>CO3</b>	S	S			M				M	M		M	M	M
<b>CO4</b>	S	S			M				M	M		M	M	M
<b>CO5</b>	S	S			M				M	M		M	M	M
<b>CO6</b>	S	S			M				M	M		M		

### Course Assessment methods:

<b>DIRECT</b>	<b>INDIRECT</b>
<ol style="list-style-type: none"> <li>Continuous Assessment Test I, II (Theory components)</li> <li>Assignment; Group Presentation, Project report, Poster preparation, Prototype or Product Demonstration etc (as applicable) (Theory component)</li> <li>Pre/Post - experiment Test/Viva; Experimental Report for each experiment (lab component)</li> <li>Model examination (lab component)</li> <li>End Semester Examination (Theory and lab component)</li> </ol>	<ol style="list-style-type: none"> <li>Course-end survey</li> </ol>

  
 Signature of BOS chairman, MCE

<b>MULTIPLE INTEGRALS</b>	<b>9 Hours</b>
Double integration – Cartesian coordinates – Change of order of integration - Triple integration in Cartesian coordinates – Applications: Area as double integral and Volume as triple integral.	
<b>VECTOR CALCULUS</b>	<b>9 Hours</b>
Gradient, divergence and curl – Directional derivative – Irrotational and Solenoid vector fields - Green’s theorem in a plane, Gauss divergence theorem and Stoke’s theorem(excluding proofs) – Verification of theorem and simple applications.	
<b>ANALYTIC FUNCTIONS</b>	<b>9 Hours</b>
Functions of a complex variable – Analytic functions – Necessary conditions, Cauchy- Riemann equations in Cartesian coordinates and sufficient conditions (excluding proofs)– Properties of analytic function–Construction of analytic function by Milne Thomson method– Conformal mapping : $w = z + c$ , $cz$ , $1/z$ – Bilinear Transformation	
<b>COMPLEX INTEGRATION</b>	<b>9 Hours</b>
Cauchy’s integral theorem – Cauchy’s integral formula –Taylor’s and Laurent’s series – Singularities – Residues –Residue theorem –Application of residue theorem for evaluation of real integrals – Contour Integration (excluding poles on the real axis).	
<b>LAPLACE TRANSFORMS</b>	<b>9 Hours</b>
Definition - Properties: Superposition, Shift in t or Time Delay, Shift in s, Time Derivatives, Time Integral-Initial Value Theorem - Final Value Theorem - Transform of periodic functions -Inverse transforms-Convolution theorem–Applications: Solution of linear ordinary differential equations of	

  
 Signature of BOS chairman, MCE

second order with constant coefficients.				
<b>Theory:30</b>	<b>Tutorial:0</b>	<b>Practical:0</b>	<b>Project:0</b>	<b>Total:</b>
<b>30 Hours</b>				
<b>REFERENCES:</b>				
<ol style="list-style-type: none"> <li>1. Grewal B.S., “Higher Engineering Mathematics”, Khanna Publishers, New Delhi, 41st Edition, 2011.</li> <li>2. Ramana B.V., “Higher Engineering Mathematics”, Tata McGraw Hill Co. Ltd., New Delhi, 11th Reprint,2010.</li> <li>3. Veerarajan T., Engineering Mathematics (for First Year), Tata McGraw Hill Pub. Co. Ltd., New Delhi, Revised Edition,2007.</li> <li>4. Kandasamy P., Thilagavathy K., and Gunavathy K., “Engineering Mathematics”, S.Chand &amp; Co., New Delhi, (Reprint)2008.</li> <li>5. KreyzigE.,“AdvancedEngineeringMathematics”,TenthEdition,JohnWileyandsons, 2011.</li> <li>6. Venkataraman M.K., “Engineering Mathematics”, The National Pub. Co., Chennai,2003.</li> <li>7. Weir, MD, Hass J, Giordano FR: Thomas’ Calculus Pearson education 12thED, 2015.</li> </ol>				
<b>List of MATLAB Programmes:</b>				
<b>LIST OF EXPERIMENTS</b>				<b>30 Hours</b>
<ol style="list-style-type: none"> <li>1. Evaluating double integral with constant and variable limits.</li> <li>2. Area as double integral</li> <li>3. Evaluating triple integral with constant and variable limits</li> <li>4. Volume as triple integral</li> <li>5. Evaluating gradient, divergence and curl</li> <li>6. Evaluating line integrals and work done</li> <li>7. Verifying Green’s theorem in the plane</li> <li>8. EvaluatingLaplacetransformsandinverseLaplacetransformsoffunctionsincludingimpulse.</li> <li>9. Heaviside functions and applying convolution.</li> <li>10. Applying the technique of Laplace transform to solve differential equations.</li> </ol>				
<b>Theory:45</b>	<b>Tutorial:0</b>	<b>Practical:30</b>	<b>Project:0</b>	<b>Total: 75Hours</b>

  
 Signature of BOS chairman, MCE

<b>U18PHI2201</b>	<b>ENGINEERING PHYSICS</b> (Common to AU, ECE, CE, MEC, ME)	<b>L</b>	<b>T</b>	<b>P</b>	<b>J</b>	<b>C</b>
		<b>3</b>	<b>0</b>	<b>2</b>	<b>0</b>	<b>4</b>

### Course Outcomes

<b>After successful completion of this course, the students should be able to</b>	
<b>CO1:</b>	Understand the principles of motion and rotation of a rigid body in the plane.
<b>CO2:</b>	Enhance the fundamental knowledge in properties of matter and its applications relevant to various streams of engineering and technology.
<b>CO3:</b>	To introduce the phenomenon of heat and account for the consequence of heat transfer in engineering systems.
<b>CO4:</b>	To apply the concepts of electrostatics and dielectrics for various engineering applications.
<b>CO5:</b>	To understand the basics of magneto statics
<b>CO6:</b>	To introduce and provide a broad view of the smart materials and Nano science to undergraduates.

### Pre-requisite

Nil

### CO/PO Mapping

(S/M/W indicates strength of correlation) S-Strong, M-Medium, W-Weak

COs	Programme Outcomes(POs)													
	PO1	PO2	PO3	PO4	PO5	PO6	PO7	PO8	PO9	PO10	PO11	PO12	PSO1	PSO2
<b>CO1</b>	S		M									M	M	
<b>CO2</b>	S		M									M	M	
<b>CO3</b>	S		M									M	M	
<b>CO4</b>	S		M									M		M
<b>CO5</b>	S		M									M		M
<b>CO6</b>	S		M	M								M		M

### Course Assessment methods:

<b>DIRECT</b>	<b>INDIRECT</b>
<ol style="list-style-type: none"> <li>Continuous Assessment Test I, II (Theory component)</li> <li>Cooperative learning report, Assignment; Group Presentation, Project report, Poster preparation,</li> <li>Pre/Post - experiment Test/Viva; Experimental Report for each experiment (lab component)</li> <li>Model examination (lab component)</li> <li>End Semester Examination (Theory and lab component)</li> </ol>	1. Course-end survey

### THEORY COMPONENT CONTENTS

<b>KINEMATICS &amp; RIGID BODY MOTION</b>	<b>9 Hours</b>
---	----------------

  
 Signature of BOS chairman, MCE



Definition and motion of a rigid body in the plane; Rotation in the plane; Kinematics in a coordinate system rotating and translating in the plane; Angular momentum about a point of a rigid body in planar motion; Euler's laws of motion, their independence from Newton's laws, and their necessity in describing rigid body motion; Examples.				
<b>PROPERTIES OF MATTER</b>				<b>9 Hours</b>
Hooke's Law Stress - Strain Diagram - Elastic moduli - Relation between elastic constants - Poisson's Ratio - Expression for bending moment and depression - Cantilever - Expression for Young's modulus by Non-uniform bending and its experimental determination.				
<b>HEAT</b>				<b>9 Hours</b>
Specific heat capacity, thermal capacity. Temperature rise. Coefficient of linear thermal expansion. Methods of measurement of thermal expansion. Thermal stresses in composite structures due to non-homogeneous thermal expansion. Applications -The bimetallic strip. Expansion gaps and rollers in engineering structures. Thermal conductivity: differential equation of heat flow. Lee's disc apparatus for determination of thermal conductivity. Thermal Insulation. Convection and radiation. Applications to refrigeration and power electronic devices.				
<b>ELECTROSTATICS &amp; MAGNETOSTATICS</b>				<b>9 Hours</b>
ELECTROSTATICS: Maxwell's equation for electrostatics – E due to straight conductors, circular loop, infinite sheet of current - electric field intensity (D) - Electric potential - dielectrics- dielectric polarization - internal field – Clausius - Mosotti equation - dielectric strength - applications. MAGNETOSTATICS: Maxwell's equation for magnetostatics - B in straight conductors, circular loop, infinite sheet of current-Lorentz force, magnetic field intensity (H)–Biot–Savart's Law– Ampere's Circuit Law –Magnetic flux density (B).				
<b>NEW ENGINEERING MATERIALS AND NANO TECHNOLOGY</b>				<b>9 Hours</b>
<b>New Engineering Materials:</b> Metallic glasses – preparation, properties and applications – Shape memory alloys (SMA) – characteristics, properties of NiTi alloy applications - advantages and disadvantages of SMA. <b>Nano Materials:</b> synthesis - Ball milling - Sol-gel - Electro deposition — properties of nano particles and applications. – Carbon Nano Tubes – fabrication by Chemical Vapour Deposition - structure, properties & applications.				
<b>Theory:45</b>	<b>Tutorial:0</b>	<b>Practical:0</b>	<b>Project:0</b>	<b>Total:</b>
<b>45 Hours</b>				
<b>REFERENCES:</b>				

  
 Signature of BOS chairman, MCE

1. Essential University Physics, Vols. 1 and 2., Richard Wolfson, Pearson Education, Singapore,2011.
2. Engineering Mechanics (2nd ed.), Harbola M. K., Cengage publications, New Delhi,2009.
3. Concepts of Physics, H. C. Verma vol 1 and 2, Bharati Bhawan Publishers & Distributors;First edition(2017).
4. Engineering Electromagnetics, W. H. Hayt and John A. Buck, 6th Edition, Tata McGraw Hill,New Delhi,2014.
5. Theory and Problems of Electromagnetic Schaum’s Outline Series, 5th Edition, JosephA. Edminister, Tata McGraw Hill Inc., New Delhi,2010.
6. Engineering Physics, Rajendran V., Tata McGraw-Hill Education Pvt. Ltd.,2010
7. Nano – the Essentials, Pradeep T., McGraw-Hill Education, Pvt. Ltd., 2007.

**List of MATLAB Programmes:**

<b>LIST OF EXPERIMENTS</b>	<b>30 Hours</b>
----------------------------	-----------------

1. Non-uniform bending – Determination of Young’s modulus
2. Compound Pendulum – Determination of acceleration due to gravity
3. Spectrometer – Determination of wavelength of mercury source using grating
4. Air wedge - Determination of thickness of thin sheet
5. Semiconductor Laser:
  - a. Determination of wavelength of laser
  - b. Determination acceptance angle and numerical aperture of an optical fibre.
  - c. Determination of particle size
6. Melde’s string – Determination of frequency of a tuning fork
7. Determination of band gap of a semiconductor
8. Ultrasonic interferometer–Determination of velocity of sound and compressibility of a liquid
9. Luxmeter – Determination of efficiency of solar cell
10. Lee’s disc – Determination of thermal conductivity of a bad conductor

**Experiments for Demonstration:**

1. Halleffect
2. Hardness Test
3. Four probe experiment
4. Hysteresis curve

**Theory: 45 Tutorial:0 Practical:30 Project:0 Total: 75Hours**

**REFERENCES**

1. Laboratory Manual of Engineering Physics, Dr. Y. Aparna & Dr. K. Venkateswara Rao, V.G.S Publishers.
2. Practical Physics, G.L. Squires, Cambridge University Press, Cambridge,1985.
3. Great Experiments in Physics, M.H. Shamos, Holt, Rinehart and Winston Inc., 1959.
4. Experiments in Modern Physics, A.C. Melissinos, Academic Press, N.Y.,1966.



Signature of BOS chairman, MCE

<b>U18ENI2201</b>	<b>FUNDAMENTALS OF COMMUNICATION II</b> (Common to all branches of Engineering and Technology)	<b>L</b>	<b>T</b>	<b>P</b>	<b>J</b>	<b>C</b>
		<b>2</b>	<b>0</b>	<b>2</b>	<b>0</b>	<b>3</b>

### Course Objectives:

1. To effectively use the basic language skills to imbibe technical languageskills.
2. To hone written and spoken competencies leading to effectivecommunication.
3. To comprehend, use and explain technical data andinformation.

### Course Outcomes

<b>After successful completion of this course, the students should be able to</b>	
<b>Co1</b>	Read, understand, and interpret material on technology.
<b>Co2</b>	Communicate knowledge and information through oral and written medium.
<b>Co3</b>	Compare, collate and present technical information according to the audience and purpose.

### Pre-requisite

Nil

<b>CO/PO Mapping</b>														
(S/M/W indicates strength of correlation) S-Strong, M-Medium, W-Weak														
COs	Programme Outcomes(POs)													
	PO1	PO2	PO3	PO4	PO5	PO6	PO7	PO8	PO9	PO10	PO11	PO12	PSO1	PSO2
<b>CO1</b>		W		S					S	S		S		
<b>CO2</b>				S					S	S		W		
<b>CO3</b>				M					S	S		S		

### Course Assessment methods:

<b>DIRECT</b>		<b>INDIRECT</b>
1. Continuous Assessment of Skills 2. Assignment 3. Written Test 4. End Semester Examination		1. Course-end survey
<b>No</b>	<b>TOPIC</b>	<b>12 Hrs</b>
<b>MODULE I</b>		
1.1	Introduction to Technical Writing Technical Definitions	2
1.2	Writing Instructions / Instruction Manual	2
1.3	Writing Recommendations	2
1.4	Speaking Activity I	6
<b>MODULE II</b>		
		<b>12 Hrs</b>

  
 Signature of BOS chairman, MCE

2.1	Process Writing	2
2.2	Review Writing I - Product	2
2.3	Review Writing II – Article	2
2.4	Speaking Activity II	6
<b>MODULE III</b>		<b>12 Hrs</b>
3.1	Interpreting and Transcoding Graphics	2
3.2	Types of Report / Writing a Report	2
3.3	Reading & Responding to texts	2
3.4	Speaking Activity III	6
<b>MODULE IV</b>		<b>12 Hrs</b>
4.1	Drafting a project proposal	2
4.2	Listening to technical talks	2
4.3	Preparing a survey Questionnaire	2
4.4	Speaking Activity IV	6
<b>MODULE V</b>		<b>12 Hrs</b>
5.1	Writing Memos, Circulars, Notices	2
5.2	Writing Agenda and Minutes	2
5.3	Inferential Reading	2
5.4	Speaking Activity V	6
<b>Total</b>		<b>60</b>
<b>REFERENCES:</b>		
<ol style="list-style-type: none"> <li>1. Technical English Workbook, VRB Publishers Pvt. Ltd (Prof. JewelcyJawahar, Dr.P.Ratna)</li> <li>2. Effective Technical Communication, Tata McGraw Hills Publications (AshrafRizvi)</li> <li>3. Technical Communication – English Skills for Engineers, Oxford HigherEducation (Meenakshi Raman, SangeetaSharma)</li> </ol>		
<b>Theory: 30</b>	<b>Tutorial: 0</b>	<b>Practical: 15</b>
<b>Project: 0</b>	<b>Total: 45 Hours</b>	

  
 Signature of BOS chairman, MCE

U18MET2003	ENGINEERING MECHANICS	L	T	P	J	C
		3	0	0	0	3

### Course Outcomes

<b>After successful completion of this course, the students should be able to</b>	
<b>CO1:</b>	Apply the fundamental concepts in determining the effect of forces on a particle.
<b>CO2:</b>	Make use of various principles in the determination of effect of forces in a rigid body.
<b>CO3:</b>	Determine the geometry dependent properties of solids and sections
<b>CO4:</b>	Solve problems in static friction.
<b>CO5:</b>	Identify motion and determine the velocity and acceleration of a particle.
<b>CO6:</b>	Apply the principles of kinetics in solving problems in dynamics.

### Pre-requisite

Nil

CO/PO Mapping														
(S/M/W indicates strength of correlation) S-Strong, M-Medium, W-Weak														
COs	Programme Outcomes(POs)													
	PO1	PO2	PO3	PO4	PO5	PO6	PO7	PO8	PO9	PO10	PO11	PO12	PSO1	PSO2
CO1	S						W						M	
CO2	S						W						M	
CO3	S						W						M	
CO4	M						W						M	
CO5	M						W						M	
CO6	M						W						M	

### Course Assessment methods:

DIRECT	INDIRECT
1. Continuous Assessment Test I,II 2. Assignment	1.Course-end survey

  
 Signature of BOS chairman, MCE

3. End Semester Examination	
<b><u>THEORY COMPONENT CONTENTS</u></b>	
<b>STATICS OF PARTICLES</b>	<b>9 Hours</b>
Introduction - Laws of Mechanics, Parallelogram and triangular Laws of forces – Coplanar Forces - Resolution and Composition of forces – Free body diagram - Equilibrium of a particle – Lami’s theorem – Equilibrium of a particle in space.	
<b>STATICS OF RIGID BODIES</b>	<b>9 Hours</b>
Principle of transmissibility – Moment of force about a point – Varignon’s theorem – Moment of a couple – Equivalent couple – Moment of force about an axis – Coplanar non-concurrent forces acting on rigid bodies – Resultant and equilibrium – Resolution of a given force into force couple system – Equilibrium in three dimensions – Reactions and supports.	
<b>GEOMETRY DEPENDANT PROPERTIES</b>	<b>9 Hours</b>
Centre of gravity, Centre of mass and Centroid – Moment of Inertia of simple and complex areas – Transfer formula – Radius of gyration – Polar moment of inertia – Product of inertia - Mass moment of Inertia of simple solids.	
<b>FRICTION</b>	<b>6 Hours</b>
Laws of friction – coefficient of friction – Dry friction – wedge friction – ladder friction – rolling resistance.	
<b>KINEMATICS OF PARTICLES</b>	<b>6 Hours</b>
Kinematics – Rectilinear and curvilinear motion – projectile motion	
<b>KINETICS OF PARTICLES</b>	<b>6 Hours</b>
Kinetics – Newton’s second law – D’Alembert’s Principle – Work Energy method – Principle of Impulse momentum – Impact of Elastic Bodies	
<b>Theory: 45 Hours</b>	<b>Tutorial: 0</b>
<b>Practical:0</b>	<b>Project:0</b>
<b>Hours</b>	<b>Total:45</b>
<b>REFERENCES:</b>	
<ol style="list-style-type: none"> <li>1. Beer F P and Johnson E R, “Vector Mechanics for Engineers, Statics and Dynamics”, TataMc-Graw Hill Publishing Co. Ltd., New Delhi, 2006.</li> <li>2. Hibbeler, R.C., Engineering Mechanics: Statics, and Engineering Mechanics: Dynamics, 13th edition, Prentice Hall, 2013.</li> <li>3. J.L. Meriam &amp; L.G. Karige, Engineering Mechanics: Statics (Volume I) and Engineering Mechanics: Dynamics (Volume II), 7th edition, Wiley student edition, 2013.</li> <li>4. P. Boresi &amp; J. Schmidt, Engineering Mechanics: Statics and Dynamics, 1/e, Cengage learning, 2008.</li> <li>5. Irving H. Shames, G. Krishna Mohana Rao, Engineering Mechanics - Statics and Dynamics, Fourth Edition – PHI / Pearson Education Asia Pvt. Ltd., 2006.</li> <li>6. Rajasekaran S and Sankarasubramanian G, “Engineering Mechanics-Statics and Dynamics”, Vikas Publishing House Pvt. Ltd., New Delhi, 2006</li> </ol>	

  
 Signature of BOS chairman, MCE

U18CSI2201	<b>PYTHON PROGRAMMING</b> (Common to All Branches)	<b>L</b>	<b>T</b>	<b>P</b>	<b>J</b>	<b>C</b>
		<b>2</b>	<b>0</b>	<b>2</b>	<b>0</b>	<b>3</b>

### Course Outcomes

After successful completion of this course, the students should be able to

<b>CO1:</b>	Classify and make use of python programming elements to solve and debug simple logical problems. (K4,S3)	K4
<b>CO2:</b>	Experiment with the various control statements in Python. (K3,S2)	K3
<b>CO3:</b>	Develop Python programs using functions and strings.(K3,S2)	K3
<b>CO4:</b>	Analyze a problem and use appropriate data structures to solve it. (K4,S3)	K4
<b>CO5:</b>	Develop python programs to implement various file operations and exception handling. (K3,S2)	K3

### Pre-requisite

Nil

### CO/PO Mapping

(S/M/W indicates strengthofcorrelation) S-Strong, M-Medium, W-Weak

COs	Programme Outcomes(POs)													
	PO1	PO2	PO3	PO4	PO5	PO6	PO7	PO8	PO9	PO10	PO11	PO12	PSO1	PSO2
<b>CO1</b>		S			M					M		M		
<b>CO2</b>			M							M		M		
<b>CO3</b>			M							M		M	M	
<b>CO4</b>	S	S	M		M					M		M	M	
<b>CO5</b>			M							M		M		

### Course Assessment methods:

DIRECT	INDIRECT
1. Continuous Assessment Test I, II (Theory component) 2. Open Book Test,Assignment 3. Viva, Experimental Report for each Experiment (labComponent) 4. Model Examination (labcomponent) 5. End Semester Examination (Theory and lab components)	1.Course-end survey

### THEORY COMPONENT CONTENTS

<b>BASICS OF PYTHON PROGRAMMING</b>	<b>6 Hours</b>
Introduction-Python Interpreter-Interactive and script mode -Values and types, operators, expressions, statements, precedence of operators, Multiple assignments, comments.	
<b>CONTROL STATEMENTS AND FUNCTIONS IN PYTHON</b>	<b>6 Hours</b>

  
 Signature of BOS chairman, MCE

Conditional (if), alternative (if-else), chained conditional (if-elif-else)-Iteration-while, for, break, continue, pass – Functions - Introduction, inbuilt functions, user defined functions, passing parameters, return values, recursion, Lambda functions.	
<b>DATA STRUCTURES: STRINGS, LISTS and SETS</b>	<b>7 Hours</b>
Strings-String slices, immutability, string methods and operations -Lists-creating lists, list operations, list methods, mutability, aliasing, cloning lists, list and strings, list and functions-list processing-list comprehension, searching and sorting, Sets-creating sets, set operations.	
<b>DATA STRUCTURES: TUPLES, DICTIONARIES</b>	<b>5 Hours</b>
Tuples-Tuple assignment, Operations on Tuples, lists and tuples, Tuple as return value-Dictionaries-operations and methods, Nested Dictionaries.	
<b>FILES, MODULES, PACKAGES</b>	<b>6 Hours</b>
Files and Exception-Text files, reading and writing files, format Operator-Modules-Python Modules-Creating own Python Modules-packages, Introduction to exception handling.	
<b>Theory: 30 Tutorial: 0 Practical:0 Project:</b>	<b>Total: 30Hours</b>
<b>REFERENCES:</b>	
<ol style="list-style-type: none"> <li>1. Ashok Namdev Kamthane, Amit Ashok Kamthane, “Programming and Problem Solvingwith Python” , Mc-Graw HillEducation,2018.</li> <li>2. Allen B. Downey, “Think Python: How to Think Like a Computer Scientist”, Secondedition, Updated for Python 3, Shroff / O’Reilly Publishers,2016.</li> <li>3. Robert Sedgewick, Kevin Wayne, Robert Dondero, “Introduction to Programming inPython: An Inter-disciplinary Approach”, Pearson India Education Services Pvt. Ltd.,2016.</li> <li>4. Timothy A. Budd,” Exploring Python”, Mc-Graw Hill Education (India) Private Ltd.,2015.</li> <li>5. Kenneth A. Lambert, “Fundamentals of Python: First Programs”, CENGAGE Learning,2012.</li> <li>6. Charles Dierbach, “Introduction to Computer Science using Python: A Computational Problem Solving Focus”, Wiley India Edition,2013.</li> </ol>	
<b>E BOOKS AND ONLINE LEARNING MATERIALS</b>	
<ol style="list-style-type: none"> <li>1. <a href="http://www.mhhe.com/kamthane/python">www.mhhe.com/kamthane/python</a></li> <li>2. Allen B. Downey, Think Python: How to Think Like a Computer Scientist, second edition, Updated for Python 3, Shroff / O’Reilly Publishers, 2016(<a href="http://greenteapress.com/wp/think-python/">http://greenteapress.com/wp/think-python/</a>)</li> </ol>	
<b>LAB COMPONENT CONTENTS</b>	
<b>LIST OF EXPERIMENTS</b>	<b>30 Hours</b>

  
 Signature of BOS chairman, MCE



1. Implement simple python programs using interactive and scriptmode.
2. Develop python programs using id() and type() functions
3. Implement range() function in python
4. Implement various control statements in python.
5. Develop python programs to perform various string operations like concatenation, slicing, Indexing.
6. Demonstrate string functions using python.
7. Implement user defined functions using python.
8. Develop python programs to perform operations on list
9. Implement dictionary and set in python
10. Develop programs to work with Tuples.
11. Create programs to solve problems using various data structures in python.
12. Implement python program to perform file operations.
13. Implement python programs using modules and packages

<b>Theory:0</b>	<b>Tutorial:0</b>	<b>Practical:30</b>	<b>Project:0</b>	<b>Total: 30Hours</b>
-----------------	-------------------	---------------------	------------------	-----------------------

**ONLINE COURSES AND VIDEO LECTURES:**

<http://nptel.ac.in>

<https://www.edx.org/course/introduction-to-python-fundamentals-1>

<https://www.edx.org/course/computing-in-python-ii-control-structures-0>

[https://www.edx.org/course?search\\_query=Computing+in+Python+III%3A+Data+Structures](https://www.edx.org/course?search_query=Computing+in+Python+III%3A+Data+Structures)

  
Signature of BOS chairman, MCE

U18INI2600	ENGINEERING CLINIC - II	L	T	P	J	C
		0	0	4	2	3

**Course Objectives:**

- To help the students look into the functioning of simple to complex devices and systems
- To enable the students to design and build simple systems on their own
- To help experiment with innovative ideas in design and teamwork
- To create an engaging and challenging environment in the engineering lab

**Course Outcomes**

<b>After successful completion of this course, the students should be able to</b>	
CO1	Identify a practical problem and find a solution
CO2	Understand the project management techniques
CO3	Demonstrate their technical report writing and presentation skills

**Pre-requisite**

Nil

<b>CO/PO Mapping</b>														
(S/M/W indicates strength of correlation) S-Strong, M-Medium, W-Weak														
COs	Programme Outcomes (POs)													
	PO1	PO2	PO3	PO4	PO5	PO6	PO7	PO8	PO9	PO10	PO11	PO12	PSO1	PSO2
CO1	S	S	S	S	S	M	W		S			S		
CO2											S			
CO3										S				

**Course Assessment methods:**

DIRECT	INDIRECT
1. Project reviews 50% 2. Workbook report 10% 3. Demonstration & Viva-voce 40%	1. Course Exit Survey

**Content:**

The course will offer the students with an opportunity to gain a basic understanding of computer controlled electronic devices and apply the concepts to design and build simple to complex devices. As a practical project based embedded course, the students will be taught the concepts using a variety of reference material available in the public domain. While the course will start with formal instruction on hardware, programming and applications, the major portion of the course will provide the students with ample opportunity to be innovative in designing and building a range of products from toys to robots and flying machines.

In the Second semester, students will focus primarily on Raspberry pi-based controllers with Python programming

  
 Signature of BOS chairman, MCE

**GUIDELINES:**

1. Practical based learning carrying credits.
2. Multi-disciplinary/ Multi-focus group of 5-6students.
3. Groups can select to work on a specific tasks, or projects related to real world problems.
4. Each group has a faculty coordinator/Instructor who will guide/evaluate the overall group as well as individual students.
5. Students have to display their model in the 'Engineering Clinics Expo' at the end of semester.
6. The progress of the course is evaluated based on reviews and final demonstration of prototype.

**Total Hours: 90**  
Signature of BOS chairman, MCE

<b>U18VEP2502</b>	<b>INTERPERSONAL VALUES</b>  (Mandatory course)	<b>L</b>	<b>T</b>	<b>P</b>	<b>J</b>	<b>C</b>
		<b>0</b>	<b>0</b>	<b>2</b>	<b>0</b>	<b>0</b>

### Course Outcomes

<b>After successful completion of this course, the students should be able to</b>	
<b>CO1:</b>	Develop a healthy relationship & harmony with others
<b>CO2:</b>	Practice respecting every human being
<b>CO3:</b>	Practice to eradicate negative temperaments
<b>CO4:</b>	Acquire Respect, Honesty, Empathy, Forgiveness and Equality
<b>CO5:</b>	Practice Exercises and Meditation to lead a healthy life
<b>CO6:</b>	Manage the cognitive abilities of an Individual

### Pre-requisite

U18VEP1501 / PERSONAL VALUES

<b>CO/PO Mapping</b>														
(S/M/W indicates strength of correlation)      S-Strong, M-Medium, W-Weak														
COs	Programme Outcomes(POs)													
	PO1	PO2	PO3	PO4	PO5	PO6	PO7	PO8	PO9	PO10	PO11	PO12	PSO1	PSO2
<b>CO1</b>										S				
<b>CO2</b>									S					
<b>CO3</b>											M	S		
<b>CO4</b>						M								
<b>CO5</b>												M		
<b>CO6</b>											M			

### Course Assessment methods:

<b>DIRECT</b>	<b>INDIRECT</b>
1. Group Activity/Individual performance and assignment 2. Assessment on Value work sheet /Test	1. Mini project on values / Good will Recognition
<b>VALUES THROUGH PRACTICAL ACTIVITIES:</b>	
<b>INTRODUCTION</b>	
Introduction to interpersonal values – Developing harmony with others – Healthy relationship – Need & importance of interpersonal values for dealing with others and team-Effective communication with others.	
<b>MANEUVERING THE TEMPERAMENTS</b>	
From Greed To Contentment - Anger To Tolerance - Miserliness To Charity – Ego To Equality - Vengeance To Forgiveness.	
<b>CORE VALUE : TRUTHFULNESS</b>	

  
 Signature of BOS chairman, MCE

Honesty –Helping–Friendship – Brotherhood – Tolerance – Caring & Sharing – Forgiveness – Charity – Sympathy — Generosity – Brotherhood - Adaptability.	
<b>PATHWAY TO BLISSFUL LIFE :</b>	
Signs of anger – Root cause – Chain reaction – Evil effects on Body and Mind – Analyzing roots of worries – Techniques to eradicate worries.	
<b>THERAPEUTIC MEASURES:</b>	
Spine strengthening exercises - Nero muscular breathing exercises - Laughing therapy - Mindfulness. meditation.	

### Workshop mode

<b>REFERENCES:</b>
<ol style="list-style-type: none"> <li>1. INTERPERSONAL SKILLS Tutorial (PDF Version) - Tutorials Point <a href="http://www.tutorialspoint.com/interpersonal_skills/interpersonal_skills_tutorial.pdf">www.tutorialspoint.com/interpersonal_skills/interpersonal_skills_tutorial.pdf</a></li> <li>2. INTERPERSONAL RELATIONSHIPS AT WORK - KI Open Archive - Karolinska <a href="http://www.karolinska.se/publications.ki.se/xmlui/bitstream/handle/10616/39545/thesis.pdf?sequence=1">www.karolinska.se/publications.ki.se/xmlui/bitstream/handle/10616/39545/thesis.pdf?sequence=1</a></li> <li>3. VALUES EDUCATION FOR PEACE, HUMAN RIGHTS, DEMOCRACY – UNESCO <a href="http://www.unesdoc.unesco.org/images/0011/001143/114357eo.pdf">www.unesdoc.unesco.org/images/0011/001143/114357eo.pdf</a></li> <li>4. MANEUVERING OF SIX TEMPERAMENTS - Vethathiri Maharishi <a href="http://www.ijhssi.org/papers/v5(5)/F0505034036.pdf">www.ijhssi.org/papers/v5(5)/F0505034036.pdf</a></li> <li>5. THE BLISS OF INNER FIRE: HEART PRACTICE OF THE SIX ... - Wisdom Publications - <a href="http://www.wisdompubs.org/sites/.../Bliss%20of%20Inner%20Fire%20Book%20Preview.pd..">www.wisdompubs.org/sites/.../Bliss%20of%20Inner%20Fire%20Book%20Preview.pd..</a></li> </ol>

  
 Signature of BOS chairman, MCE

# SEMESTER III

  
Signature of BOS chairman, MCE

<b>U18MAT3101</b>	<b>PARTIAL DIFFERENTIAL EQUATIONS AND TRANSFORMS</b> (Common to AE/AUE/CE/ME/MCE/EEE)	<b>L</b>	<b>T</b>	<b>P</b>	<b>J</b>	<b>C</b>
		<b>3</b>	<b>1</b>	<b>0</b>	<b>0</b>	<b>4</b>

### Course Outcomes

<b>After successful completion of this course, the students should be able to</b>		
<b>CO1:</b>	Develop a partial differential equation and solve certain types of partial differential equations.	K2
<b>CO2:</b>	Identify how to find the Fourier Series and half range Fourier Series of a function	K2
<b>CO3:</b>	Describe one dimensional wave equation, one dimensional heat equation in steady state using Fourier series	K3
<b>CO4:</b>	Apply Fourier Series to solve the steady state equation of two-dimensional heat equation in Cartesian coordinates.	K2
<b>CO5:</b>	Apply the Fourier transform, Fourier sine and cosine transform to certain functions and use Parseval's identity to evaluate integrals.	K3
<b>CO6:</b>	Evaluate Z – transform for certain functions. Estimate Inverse Z – transform of certain functions and to solve difference equations using them.	K2

### Pre-requisite

Nil

<b>CO/PO Mapping</b>														
(S/M/W indicates strength of correlation) S-Strong, M-Medium, W-Weak														
<b>COs</b>	<b>Programme Outcomes(POs)</b>													
	PO1	PO2	PO3	PO4	PO5	PO6	PO7	PO8	PO9	PO10	PO11	PO12	PSO1	PSO2
<b>CO1</b>	S	M			M				M	M		S	M	M
<b>CO2</b>	S	M		M									W	W
<b>CO3</b>	S	S	S		S				M	M		S	W	W
<b>CO4</b>	S	M	M									M	W	W
<b>CO5</b>	S	M	M		S								W	W
<b>CO6</b>	S	S			S				M	M		S		

  
 Signature of BOS chairman, MCE

**Course Assessment methods:**

<b>DIRECT</b>	<b>INDIRECT</b>
1. Continuous Assessment Test I,II 2. End Semester Examination 3. Assignment	1.Course end survey
<b>PARTIAL DIFFERENTIAL EQUATIONS</b>	
Formation of partial differential equations by elimination of arbitrary constants and arbitrary functions - Solution of PDE by variable separable method – Solution of standard types of first order partial differential equations (excluding reducible to standard types) – Lagrange’s linear equation – Linear Homogeneous partial differential equations of second and higher order with constant coefficients.	
<b>FOURIER SERIES</b>	
Dirichlet’s conditions – General Fourier series – Odd and even functions – Half range sine series – Half range cosine series – Parseval’s identity – Harmonic Analysis.	
<b>BOUNDARY VALUE PROBLEMS – ONE DIMENSIONAL EQUATIONS</b>	
Classification of second order quasi linear partial differential equations –Solution of one-dimensional wave equation – One dimensional heat equation (excluding insulated ends) – Fourier series solutions in Cartesian coordinates.	
<b>BOUNDARY VALUE PROBLEMS – TWO DIMENSIONAL EQUATIONS</b>	
Steady state solution of two-dimensional heat equation (Insulated edges excluded) – Fourier series solutions in Cartesian coordinates.	
<b>FOURIER TRANSFORM</b>	
Statement of Fourier integral theorem – Infinite Fourier transforms – Sine and Cosine Transforms – Properties – Transforms of simple functions – Convolution theorem – Parseval’s identity.	
<b>Z –TRANSFORM</b>	
Z-transform - Elementary properties – Convolution theorem- Inverse Z – transform (by using partial fractions, residues and convolution theorem) – Solution of difference equations using Z - transform.	
<b>Theory:45Hours</b>	<b>Practical:15Hours</b>
<b>Total Hours: 60</b>	
<b>REFERENCES:</b>	
1. Grewal B.S., “Higher Engineering Mathematics”, Khanna Publishers, New Delhi, 44th Edition.2014.	
2. Veerarajan. T., "Transforms and Partial Differential Equations", Tata Mc Graw Hill Education Pvt. Ltd., New Delhi, Second reprint,2012.	
3. Kandasamy P., Thilagavathy K. and Gunavathy K., “Engineering Mathematics Volume III”,S.Chand & Company Ltd., New Delhi,2006.	
4. Ian Sneddon., “Elements of partial differential equations”, McGraw – Hill, New Delhi,2003.	
5. Arunachalam T., “Engineering Mathematics III”, Sri Vignesh Publications, Coimbatore2013.	

  
 Signature of BOS chairman, MCE



U18MCI3201	ELECTRONIC DEVICES AND CIRCUITS	L	T	P	J	C
		3	0	2	0	4

### Course Outcomes

<b>After successful completion of this course, the students should be able to</b>		
<b>CO1:</b>	Use passive elements and basic theorems to solve electric circuits.	K2
<b>CO2:</b>	Understand the basic principles of semiconductor devices.	K2
<b>CO3:</b>	Use diode to construct regulators, rectifiers, and other applications.	K3
<b>CO4:</b>	Analyze small signal amplifiers and oscillators constructed using transistors.	K2
<b>CO5:</b>	Apply op-amp to construct various applications.	K3

### Pre-requisite

Nil

CO/PO Mapping														
(S/M/W indicates strength of correlation) S-Strong, M-Medium, W-Weak														
COs	Programme Outcomes(POs)													
	PO1	PO2	PO3	PO4	PO5	PO6	PO7	PO8	PO9	PO10	PO11	PO12	PSO1	PSO2
CO1	S												M	
CO2	S												M	
CO3	M		S	M									S	S
CO4	S	S		S									M	
CO5	M		S	M									S	S

### Course Assessment methods:

DIRECT	INDIRECT
<ol style="list-style-type: none"> <li>Continuous Assessment Test I,II</li> <li>End Semester Examination</li> <li>Assignment</li> </ol>	<ol style="list-style-type: none"> <li>Course end survey</li> </ol>

<b>CIRCUIT THEORY INTRODUCTION</b>	<b>9 Hours</b>
Network Theorems: Kirchhoff's laws – Thevenin's theorem - Norton's theorem - Superposition theorem – Maximum power transfer theorem – Nodal and Mesh Analysis	
<b>THEOREMS AND ABSTRATION</b>	<b>9 Hours</b>
PN junction – diode equation (Derivation not required) – forward and reverse bias – Diode dc and acresistances–Zenerdiode–BipolarJunctionTransistor–CE,CB and CC configurations–Biasing of a transistor; fixed bias, self-bias – FET – Common source and drain characteristics of JFET and MOSFET.	
<b>APPLICATION OF DIODES</b>	<b>9 Hours</b>

  
 Signature of BOS chairman, MCE

Half Wave rectifier and Full Wave rectifiers – Filters with Capacitor and Inductors - Clippers and Clampers – Voltage Multipliers – Voltage regulators – Zener, series and shunt types.		
<b>AMPLIFIERS AND OSCILLATORS</b>		<b>9 Hours</b>
Common Emitter configuration - h parameter model for low frequencies – Small signal amplifiers -cascading amplifiers, differential amplifier – Oscillators – Barkhausen stability criterion - Hartley oscillators and Colpitts oscillators		
<b>OPERATIONAL AMPLIFIERS</b>		<b>9 Hours</b>
Ideal characteristics – Inverting, Non-inverting – summer – Comparator, Integrator, differentiator – Schmitt trigger – R.C. Phase shift oscillator, Wein Bridge Oscillator – Astable multivibrator		
<b>Theory:45 Hours</b>	<b>Practical:30Hours</b>	<b>Total Hours: 75</b>
<b>REFERENCES:</b>		
1. Agarwal, Anant, and Jeffrey H. Lang. Foundations of Analog and Digital Electronic Circuits. San Mateo, CA: Morgan Kaufmann Publishers, Elsevier, July 2005. ISBN: 9781558607354 (Unit: 1, 2, 3, 4, 5)		
2. Albert Malvino and Bates J., Electronic Principles, Tata McGraw-Hill Pub. Company Ltd., 9th Edition, 2020		
3. Millman J., Halkias C.C. and Satyabrata Jit, Electronic Devices and Circuits, Tata McGraw Hill, New Delhi, 2nd edition, 2008.		
4. Thomas L. Floyd, Electronic Devices, Pearson Education Asia, 10th edition, 2008.		
5. William Hayt, Kemmerly J. and Durban S.M., Engineering Circuit Analysis, 9th Edition, McGraw Hill Education, 2020.		
6. Sudhakar, Shyam Mohan and Palli S., Circuits and Networks: Analysis & Synthesis, Tata McGraw Hill, New Delhi, 5th edition, 2015.		
7. Salivahanan S., Sureshkumar N. and Vallavaraj A., Electronic Devices and Circuits, Tata McGraw Hill publishing company, New Delhi, 4 <sup>th</sup> edition, 2016		
8. Roy Chowdhury D. and Jain Shail B., Linear Integrated Circuits, New Age Int. Pub., 4th edition, 2017.		
<b>LIST OF EXPERIMENT:</b>		
<ol style="list-style-type: none"> <li>1. Characteristics of PN junction diode and Zener diode</li> <li>2. Input and Output characteristics of BJT</li> <li>3. Characteristics of JFET</li> <li>4. Frequency response of CE amplifier</li> <li>5. Clipper and Clamper</li> <li>6. Phase shift and Wein Bridge oscillators using OP-AMP</li> <li>7. Astable multivibrator using OP-AMP</li> <li>8. Voltage Regulator (Zener diode, Transistor series and shunt)</li> <li>9. Half-wave and Full-wave Rectifier with and without filter.</li> <li>10. Printed Circuit Board design using software for simple circuits.</li> </ol>		

  
 Signature of BOS chairman, MCE

<b>U18MCI3202</b>	<b>ELECTRICAL MACHINES</b>	<b>L</b>	<b>T</b>	<b>P</b>	<b>J</b>	<b>C</b>
		<b>3</b>	<b>0</b>	<b>2</b>	<b>0</b>	<b>4</b>

### Course Outcomes

<b>After successful completion of this course, the students should be able to</b>		
<b>CO1:</b>	Describe the construction, principle of operation and performance of DC motors.	K2
<b>CO2:</b>	Elucidate the construction, principle of operation and performance of Induction Machines	K2
<b>CO3:</b>	Summarize the speed control methods of electrical machines	K2
<b>CO4:</b>	Explain the construction, principle of operation and performance of special machines and Permanent magnet machines.	K2
<b>CO5:</b>	Select suitable motor for simple applications	K3

### Pre-requisite

Nil

<b>CO/PO Mapping</b>														
(S/M/W indicates strength of correlation) S-Strong, M-Medium, W-Weak														
<b>COs</b>	<b>Programme Outcomes(POs)</b>													
	PO1	PO2	PO3	PO4	PO5	PO6	PO7	PO8	PO9	PO10	PO11	PO12	PSO1	PSO2
<b>CO1</b>	M		M										M	
<b>CO2</b>	M												M	
<b>CO3</b>	M												M	
<b>CO4</b>	M		M										M	
<b>CO5</b>											M		M	

### Course Assessment methods:

<b>DIRECT</b>	<b>INDIRECT</b>
<ol style="list-style-type: none"> <li>Continuous Assessment Test I,II</li> <li>End Semester Examination</li> <li>Assignment</li> </ol>	1.Course end survey
<b>DC MACHINES</b>	<b>12 Hours</b>
DC machines: Principle of working -Construction, -Types of DC machines based on construction-Back emf, voltage equations, torque equation-Characteristics of DC motors - Speed control of DC series and Shunt motors -Armature and Field control.	
<b>AC MACHINES</b>	<b>12 Hours</b>
Three phase induction motor: Principle of working -construction - Production of RMF - Torque-slip characteristics, torque equation - cogging – crawling - Speed control of three phase induction motor - Voltage Control-Voltage/frequency control-slip power recovery scheme	
<b>PERMANENT MAGNET MACHINES</b>	<b>6 Hours</b>

  
 Signature of BOS chairman, MCE

PMDC motors: Construction, principle of operation -Permanent magnet and variable reluctance type: Construction, principle of operation. BLDC motors: Construction, principle of operation.		
<b>SPECIAL MACHINES</b>		<b>6 Hours</b>
Stepper motors: Construction, principle of operation Servo motors: Types of servo motors -Servo Mechanism- Construction of AC and DC servo Motors		
<b>SELECTION OF A MOTOR</b>		<b>9 Hours</b>
Factors influencing the selection of a motor - Motor Application Requirements – Velocity profiles – Current Density – Heat flow in a Motor - Fatigue and Lubrication tests – trends in test automation CASE STUDY: Selection of a motor for an industrial applications.		
<b>Theory:45 Hours</b>	<b>Practical:30Hours</b>	<b>Total Hours: 75</b>
<b>REFERENCES:</b>		
1. Theraja B.L and Theraja A.K , “A Textbook of Electrical Technology”, Volume 2: AC and DC machines, student edition, S. Chand Publications, 23/e , 2013.		
2. JANARDANAN, E.G.. SPECIAL ELECTRICAL MACHINES. India, PHI Learning, 2014.		
3. Nagrath I J and Kothari DP., “Electrical Machines”, 5 <sup>th</sup> Edition, Tata McGraw-Hill, New Delhi, 2017.		
4. Pillai SK, “A first course on Electric drives”, Wiley Eastern Limited, 3 <sup>rd</sup> edition 2012.		
5. Stephen Chapman, “Electric Machinery Fundamentals”, McGraw-Hill Series in Electrical and Computer Engineering 7th edition, 2020		
6. Univ.-Prof. Dr.-Ing., Dr. H.C. Gerhard Henneberger , “Electrical Machines I Basics, Design, Function, Operation” , Aachen University, 2002.		
<b>LIST OF EXPERIMENT:</b>		
1. Study of Two point starter		
2. Study of Three point starter		
3. Load test on DC series motor		
4. Load test on DC Shunt motor		
5. Speed control of DC shunt motor using Armature Control		
6. Speed control of DC shunt motor using Field Control		
7. Open circuit characteristics of DC Generator		
8. Load Test on Three Phase Squirrel Cage Induction motor		
9. Speed control of three phase slip ring induction motor		

  
 Signature of BOS chairman, MCE

<b>U18MCT3103</b>	<b>MECHANICS OF SOLIDS</b>	<b>L</b>	<b>T</b>	<b>P</b>	<b>J</b>	<b>C</b>
		<b>3</b>	<b>1</b>	<b>0</b>	<b>0</b>	<b>4</b>

### Course Outcomes

After successful completion of this course, the students should be able to		
<b>CO1:</b>	Recognize the elastic response of the materials and calculate the stresses and deflection in simple and compound bars	K2
<b>CO2:</b>	Calculate the thermal stresses and the material response due to temperature variations	K2
<b>CO3:</b>	Find the stresses in bi-axial load system and strain energy for different loads	K2
<b>CO4:</b>	Develop the shear force, bending moment diagram and locate maximum values of shear force and bending moments induced in various types of beams.	K2
<b>CO5:</b>	Estimate the slope and deflection of beams under various loading conditions and crippling load for a column with different end conditions.	K3
<b>CO6:</b>	Determine the power transmitting, torque carrying capacities of the circular shafts and required thickness of the pressure vessel for a given internal pressure.	K2

### Pre-requisite

U18MET2001 Engineering Mechanics

CO/PO Mapping														
(S/M/W indicates strength of correlation) S-Strong, M-Medium, W-Weak														
COs	Programme Outcomes(POs)													
	PO1	PO2	PO3	PO4	PO5	PO6	PO7	PO8	PO9	PO10	PO11	PO12	PSO1	PSO2
<b>CO1</b>	M		M										S	M
<b>CO2</b>	S		M										S	M
<b>CO3</b>	M		M										S	
<b>CO4</b>	M		M										S	W
<b>CO5</b>	S		M										S	W
<b>CO6</b>	S		S										S	M

### Course Assessment methods:

<b>DIRECT</b>	<b>INDIRECT</b>
1. Continuous Assessment Test I,II 2. Assignment: Group Presentation, Project report, Poster preparation, Prototype or Product Demonstration etc. (as applicable) 3. End Semester Examination	1.Course end survey
<b>ELASTIC RESPONSE OF MATERIALS</b>	
<b>12 Hours</b>	

  
 Signature of BOS chairman, MCE

Introduction to elastic response – stresses (tensile, compressive, shear & bending) & strength – strain and deformation, stress-strain curve for steel. Stresses and deformation of simple and compound bars under axial loads - Elastic constants and their relations -Thermal stresses and creep.	
<b>BI-AXIAL STRESSES AND STRAIN ENERGY</b>	<b>12 Hours</b>
Principal stresses – Introduction, significance, calculation of principal stresses - Mohr’s circle to find principal stresses. Strain energy in gradually applied loads, suddenly applied loads and Impact loads	
<b>STRESSES IN BEAMS</b>	<b>12 Hours</b>
Types of beams: supports and loads – Cantilever, simply supported and Overhanging beams - Shear force and bending moment diagrams. Stresses in beams – theory of simple bending and its applicability for actual conditions effect of shape of beams on stress induced - Bending stress and flexural strength.	
<b>DEFLECTION OF BEAMS</b>	<b>12 Hours</b>
Elastic curve– Evaluation of beam: Double integration method & Macaulay’s method. Columns: End conditions, equivalent length – Euler’s equation and its limitations – slenderness ratio – Rankine’s formula for columns	
<b>TORSION OF CIRCULAR SECTIONS AND DESIGN OF PRESSURE VESSELS</b>	<b>12 Hours</b>
Analysis of torsion of circular bars – shear stress distribution – twist and torsional stiffness – Bars of solid and hollow circular sections. Thin cylinders and shells – Hoop stress and longitudinal stresses.	
<b>Theory:45Hours</b>	<b>Practical:30Hours</b>
<b>TotalHours:75</b>	
<b>REFERENCES:</b>	
1. Ramamrutham S, “Strength of materials”, 14 <sup>th</sup> Edition, Dhanpat Rai Publishing Company, 2014.	
2. Rattan S S, “Strength of materials”, 3 <sup>rd</sup> edition, McGraw Hill, 2016.	
3. Ferdinand Beer and Russell Johnston Jr., “Mechanics of materials”, 8 <sup>th</sup> edition, Tata McGraw Hill 2020.	
4. Nash, William. Schaum’s Outline of Strength of Materials, 6th Edition. United Kingdom, McGraw-Hill Education, 2013.	
5. RC Hibbeler, “mechanics of materials”, 9 <sup>th</sup> edition, Pearson, 2014.	

  
 Signature of BOS chairman, MCE

<b>U18MCT3104</b>	<b>FLUID MECHANICS AND THERMAL SCIENCES</b>	<b>L</b>	<b>T</b>	<b>P</b>	<b>J</b>	<b>C</b>
		<b>3</b>	<b>1</b>	<b>0</b>	<b>0</b>	<b>4</b>

### Course Outcomes

After successful completion of this course, the students should be able to		
<b>CO1:</b>	Describe the properties of fluids and its importance in selection of fluid for suitable application.	K2
<b>CO2:</b>	Apply the concept of fluid statics to determine the pressure and forces on plane and curved surfaces.	K2
<b>CO3:</b>	Differentiate the types of flow with its characteristics and also calculate the flow rate by applying concept of fluid kinematics and dynamics.	K2
<b>CO4:</b>	Identify the major and minor losses involved in the fluid flow through pipes.	K2
<b>CO5:</b>	Explain the concept of boundary layer and methods of preventing the boundary layer separation.	K3
<b>CO6:</b>	Summarize the laws of thermodynamics and concept of heat transfer mechanisms in energy interactions.	K2

### Pre-requisite

Nil

CO/PO Mapping														
(S/M/W indicates strength of correlation) S-Strong, M-Medium, W-Weak														
COs	Programme Outcomes(POs)													
	PO1	PO2	PO3	PO4	PO5	PO6	PO7	PO8	PO9	PO10	PO11	PO12	PSO1	PSO2
<b>CO1</b>	M													
<b>CO2</b>	S													W
<b>CO3</b>	S	M												W
<b>CO4</b>	S	S												W
<b>CO5</b>	W													
<b>CO6</b>	M				W									W

### Course Assessment methods:

<b>DIRECT</b>	<b>INDIRECT</b>
1. Continuous Assessment Test I,II 2. Assignment: Group Presentation, Project report, Poster preparation, Prototype or Product Demonstration etc. (as applicable) 3. End Semester Examination	1.Course end survey
<b>PROPERTIES OF FLUIDS AND FLUID STATICS</b>	<b>14 Hours</b>
Fluid-definition, distinction between solid and fluid-Units and dimensions-Properties of fluids-density, specificweight,specificvolume,specificgravity,temperature,viscosity,compressibility,vapor	

  
 Signature of BOS chairman, MCE

pressure, capillary and surface tension. Fluid statics: Pascal law - Hydrostatic law - Pressure measurements using Manometers and pressure gauges - Forces on immersed plane and curved surfaces – Buoyancy – Meta-centre - Stability of floating and submerged bodies.		
<b>FLUID KINEMATICS AND FLUID DYNAMICS</b>		<b>10 Hours</b>
Fluid Kinematics – Types of flow - velocity and acceleration - continuity equation. Fluid dynamics - equations of motion - Euler's equation along streamline - Bernoulli's equation – Applications - Venturi meter, Orifice meter, Pitot tube		
<b>FLUID FLOW AND BOUNDARY LAYER CONCEPTS</b>		<b>12 Hours</b>
Hagen Poiseuille Equation - Darcy Welsbach equation - Friction factor – Major and minor energy losses - Flow through pipes in series and in parallel. Types of Boundary layer thickness – Boundary layer separation – Methods of preventing the boundary layer separation.		
<b>LAWS OF THERMODYNAMICS</b>		<b>12 Hours</b>
Zeroth law of thermodynamics – Measuring temperature, Thermal expansion, absorption of heat by solids and liquids. First law of thermodynamics – First law applied to flow and non-flow process. Second law of thermodynamics – Entropy		
<b>HEAT TRANSFER MECHANISMS</b>		<b>12 Hours</b>
Heat transfer mechanisms: Conduction – Fourier's Law, thermal resistance. Convection – Newton's law of cooling. Radiation – Wien's law, Kirchhoff's law, Stefan-Boltzmann law. Heat exchangers – LMTD – NTU – Fins.		
<b>Theory:45 Hours</b>	<b>Tutorials:15Hours</b>	<b>TotalHours:60</b>
<b>REFERENCES:</b>		
1. White FM., “Fluid Mechanics”, 6 <sup>th</sup> Edition, Tata McGraw-Hill, New Delhi,2018.		
2. CengelYA., CimbalaJM.,“FluidMechanics”,4 <sup>th</sup> Edition, McGraw Hill higher education, 2019.		
3. Modi PN., Seth SM., Hydraulics and Fluid Mechanics Including Hydraulics Machines. India, Amit Publisher and Distributors, 2019..		
4. Bansal RK., “Fluid Mechanics and Hydraulics Machines”, 9 <sup>th</sup> edition, Laxmi publications (P) Ltd.,New Delhi, 2011.		
5. Ramamirtham S., “Fluid Mechanics and Hydraulics and Fluid Machines”, Dhanpat Rai and Sons,Delhi, 2006.		
6. Nag P.K., “Engineering thermodynamics”, Tata McGraw hill, 6 <sup>th</sup> edition, 2017.		
7. Rajput R.K., “Heat and Mass transfer”, S.Chand and Co Publishing, 2019.		

  
 Signature of BOS chairman, MCE



U18INI3600	ENGINEERING CLINIC - III	L	T	P	J	C
		0	0	4	2	3

### Course Outcomes

<b>After successful completion of this course, the students should be able to</b>		
<b>CO1:</b>	Identify a practical problem and find a solution.	K2
<b>CO2:</b>	Understand the project management techniques	K2
<b>CO3:</b>	Demonstrate their technical report writing and presentation skills	K2

### Pre-requisite

Nil

CO/PO Mapping														
(S/M/W indicates strength of correlation) S-Strong, M-Medium, W-Weak														
COs	Programme Outcomes(POs)													
	PO1	PO2	PO3	PO4	PO5	PO6	PO7	PO8	PO9	PO10	PO11	PO12	PSO1	PSO2
<b>CO1</b>	S	S	S	S	S	M	W		S			S		
<b>CO2</b>											S			
<b>CO3</b>										S				

### Course Assessment methods:

DIRECT	INDIRECT
1. Project reviews 50% 2. Workbook report 10% 3. Demonstration & Viva-voce 40%	1. Course Exit Survey

### Content:

The course will offer the students with an opportunity to gain a basic understanding of computer controlled electronic devices and apply the concepts to design and build simple to complex devices. As a practical project based embedded course, the students will be taught the concepts using a variety of reference material available in the public domain. While the course will start with formal instruction on hardware, programming and applications, the major portion of the course will provide the students with ample opportunity to be innovative in designing and building a range of products from toys to robots and flying machines. In the third semester, students will focus primarily on design project combining concepts learnt in Engineering clinics I and II

### GUIDELINES:

1. Practical based learning carrying credits.
2. Multi-disciplinary/ Multi-focus group of 5-6 students.
3. Groups can select to work on a specific task, or projects related to real world problems.
4. Each group has a faculty coordinator/Instructor who will guide/evaluate the overall group as well as individual students.

  
 Signature of BOS chairman, MCE

5. The students have to display their model in the 'Engineering Clinics Expo' at the end of semester.

6. The progress of the course is evaluated based on reviews and final demonstration of prototype.

7. Multi-disciplinary/ multi-focus group of 5-6 students.

**Total Hours: 90**

  
Signature of BOS chairman, MCE

<b>U18VEP3503</b>	<b>FAMILY VALUES</b>					<b>L</b>	<b>T</b>	<b>P</b>	<b>J</b>	<b>C</b>
	<b>(Mandatory)</b>					<b>0</b>	<b>0</b>	<b>2</b>	<b>0</b>	<b>0</b>

**Course Outcomes**

**After successful completion of this course, the students should be able to**

<b>CO1:</b>	Develop skills in maintaining the harmony in the family.
<b>CO2:</b>	Create impulsive activities for healthy family
<b>CO3:</b>	Be receptive to troubled Individuals
<b>CO4:</b>	Gain healthy life by practicing Kundalini Yoga & Kayakalpa
<b>CO5:</b>	Possess Empathy among family members.
<b>CO6:</b>	Reason the life and its significance

**Pre-requisite**

1. U17VEP1501 / PERSONALVALUES
2. U17VEP2502 / INTERPERSONALVALUES

**CO/PO Mapping**

(S/M/W indicates strength of correlation) S-Strong, M-Medium, W-Weak

COs	Programme Outcomes(POs)													
	PO1	PO2	PO3	PO4	PO5	PO6	PO7	PO8	PO9	PO10	PO11	PO12	PSO1	PSO2
<b>CO1</b>									S					
<b>CO2</b>							M							
<b>CO3</b>										M				
<b>CO4</b>												S		
<b>CO5</b>						S								
<b>CO6</b>								M						

**Course Assessment methods:**

<b>DIRECT</b>	<b>INDIRECT</b>
1. Group Activity / Individual performance and assignment 2. Assessment on Value work sheet /Test	1. Mini project on values / Goodwill Recognition

**Values through Practical activities:**

1. **Family system:** Introduction to Family Values – elements of family values - Adjustment, Tolerance, Sacrifice - Family structure in different society – work life balance.
2. **Peace in Family :**Family members and their responsibility - Roles of parents, children, grand parents-. Respectable women hood

  
 Signature of BOS chairman, MCE

3. **Core value: Empathy:** Unconditional love - Respect - Compassion - sacrifice–Care &share -helping – emotional support- hospitality – cleanliness
4. **Blessing:** Blessing - methods - Vibration effect - Benefits - Reason for misunderstanding in the Family and resolution through blessings.
5. **Healthy Family:** Good relationship with neighbors - Counseling - Simplified Kundalini Yoga -Kaya Kalpa Yoga

**Workshop mode**

**REFERENCES**

1. FAMILY - [www.download.nos.org/331courseE/L-13%20FAMILY.pdf](http://www.download.nos.org/331courseE/L-13%20FAMILY.pdf)
2. FRAMEWORKFOR ACTIONON VALUESEDUCATION IN EARLY CHILDHOOD – UNESCO – PDF – [www.unesdoc.unesco.org/images/0012/001287/128712e.pdf](http://www.unesdoc.unesco.org/images/0012/001287/128712e.pdf)
3. TRUE FAMILY VALUES Third Edition – Tparents Home
4. [www.tparents.org/Library/Unification/Books/TFV3/TFV3.pdf](http://www.tparents.org/Library/Unification/Books/TFV3/TFV3.pdf)
5. FAMILY VALUES IN A HISTORICAL PERSPECTIVE - The Tanner Lecture son [www.tannerlectures.utah.edu/\\_documents/a-to-z/s/Stone95.pdf](http://www.tannerlectures.utah.edu/_documents/a-to-z/s/Stone95.pdf)
6. PROBLEMS OF INDIA'S CHANGING FAMILY AND STATE ... - the United Nations - [www.un.org/esa/socdev/family/docs/egm09/Singh.pdf](http://www.un.org/esa/socdev/family/docs/egm09/Singh.pdf)

  
 Signature of BOS chairman, MCE

# SEMESTER IV

  
Signature of BOS chairman, MCE

<b>U18MAT4101</b>	<b>NUMERICAL METHODS AND</b>	<b>L</b>	<b>T</b>	<b>P</b>	<b>J</b>	<b>C</b>
	<b>PROBABILITY</b>	<b>3</b>	<b>1</b>	<b>0</b>	<b>0</b>	<b>4</b>

### Course Outcomes

**After successful completion of this course, the students should be able to**

<b>CO1:</b>	Apply the concepts of various numerical techniques for solving non-linear equations and systems of linear equations.
<b>CO2:</b>	Analyze and apply the knowledge of interpolation and determine the integration and differentiation of the functions by using the numerical data.
<b>CO3:</b>	Predict the dynamic behavior of the system through solution of ordinary
<b>CO4:</b>	differential equations by using numerical methods.
<b>CO5:</b>	Apply the concepts of probability, conditional probability and total probability.
<b>CO6:</b>	Analyze random or unpredictable experiments and investigate important features of random experiments.

### Pre-requisite

Nil

### CO/PO Mapping

(S/M/W indicates strength of correlation) S-Strong, M-Medium, W-Weak

COs	Programme Outcomes (POs)													
	PO1	PO2	PO3	PO4	PO5	PO6	PO7	PO8	PO9	PO10	PO11	PO12	PSO1	PSO2
<b>CO1</b>	S	S												
<b>CO2</b>	S	S												
<b>CO3</b>	S	S							M					
<b>CO4</b>	S	S											M	M
<b>CO5</b>	S	S							M				M	M
<b>CO6</b>	S	S												

  
 Signature of BOS chairman, MCE

**Course Assessment methods:**

<b>DIRECT</b>	<b>INDIRECT</b>
1. Continuous Assessment Test I,II 2. Assignment: Group Presentation, Project report, Prototype or Product Demonstration etc. (as applicable) 3. End Semester Examination	1. Course Exit Survey
<b>SOLUTION OF EQUATIONS AND EIGEN VALUE PROBLEMS</b>	
Linear interpolation method – Iteration method – Newton’s method – Solution of linear system By Gaussian elimination and Gauss-Jordan Methods-Iterative methods:GaussJacobiandGauss-Seidel methods – Inverse of matrix by Gauss – Jordan method – Eigenvalues of a matrix by Power method.	
<b>INTERPOLATION, NUMERICAL DIFFERENTIATION AND NUMERICAL INTEGRATION</b>	
Lagrange’s and Newton’s divided difference interpolation – Newton’s forward and backward difference interpolation – Approximation of derivatives using interpolation polynomials – Numerical integration using Trapezoidal and Simpson’s rules.	
<b>NUMERICAL SOLUTION OF ORDINARY DIFFERENTIAL EQUATIONS</b>	
Single step methods: Taylor’s series method – Euler and Improved Euler methods for solving first order equations – Fourth order Runge – Kutta method for solving first and second order equations – Multistep method: Milne’s predictor and corrector method.	
<b>PROBABILITY</b>	
Measures of central tendency: Mean Median and Mode – Measures of variation – Range, standard deviation, Mean deviation and coefficient of variation - Correlation and Regression: Karl Pearson’s coefficient of correlation –Rank Correlation – Regression lines.	
<b>RANDOM VARIABLES</b>	
Random variable – Distribution function – properties – Probability mass function - Probability density function – moments and moment generating function – properties.	
<b>STANDARD DISTRIBUTIONS</b>	
Binomial, Poisson and Normal distributions – Moments, Moment Generating functions and properties for the above distributions - Fitting of Binomial and Poisson distributions.	
<b>Theory:45Hours                      Tutorials: 15Hours                      Total: 60Hours</b>	
<b>REFERENCES:</b>	
1. Grewal, B. S.. Numerical Methods in Engineering and Science: C, C++, and Matlab. India, Mercury Learning and Information, 2018.	
2. Gerald, Curtis F.. Applied Numerical Analysis. India, Pearson Education, 2004.	
3. Chapra, Steven C., et al. Numerical Methods for Engineers. Singapore, McGraw-Hill Education, 2015.	
4. Miller, Irwin, et al. Miller & Freund's Probability and Statistics for Engineers. United Kingdom, Pearson, 2017.	
5. Myers, Sharon L., et al. Probability & Statistics for Engineers & Scientists, EBook, Global Edition. United Kingdom, Pearson Education, 2016.	



Signature of BOS chairman, MCE



Signature of BOS chairman, MCE



<b>U18MCI4201</b>	<b>HYDRAULICS AND PNEUMATICS</b>	<b>L</b>	<b>T</b>	<b>P</b>	<b>J</b>	<b>C</b>
		<b>3</b>	<b>0</b>	<b>2</b>	<b>0</b>	<b>4</b>

### Course Outcomes

<b>After successful completion of this course, the students should be able to</b>		
<b>CO1:</b>	Describe the concept of fluid power and different types of fluid power systems.	K2
<b>CO2:</b>	Explain the working principles of different types of hydraulic pumps.	K2
<b>CO3:</b>	Discuss the working principles of different types of hydraulic actuators.	K2
<b>CO4:</b>	Summarize the working principles of compressors and pneumatic components.	K2
<b>CO5:</b>	Design hydraulic and pneumatic circuits for simple applications.	K3
<b>CO6:</b>	Explain the concept of fluid logic control systems, maintenance of fluid power systems.	K2

### Pre-requisite

Nil

<b>CO/PO Mapping</b>														
(S/M/W indicates strength of correlation) S-Strong, M-Medium, W-Weak														
<b>COs</b>	<b>Programme Outcomes(POs)</b>													
	PO1	PO2	PO3	PO4	PO5	PO6	PO7	PO8	PO9	PO10	PO11	PO12	PSO1	PSO2
<b>CO1</b>	M													M
<b>CO2</b>	M	M												M
<b>CO3</b>	M													M
<b>CO4</b>	M													M
<b>CO5</b>	S	M			S								M	M
<b>CO6</b>	M													M

### Course Assessment methods:

<b>DIRECT</b>	<b>INDIRECT</b>
1. Continuous Assessment Test I,II 2. Assignment: Group Presentation, Project report, Prototype or Product Demonstration etc. (as applicable) 3. End Semester Examination	1. Course end survey
<b>FUNDAMENTALS OF FLUID POWER</b>	
<b>6 Hours</b>	
Introduction to fluid power, Advantages of fluid power, Application of fluid power system. Types of fluid	

  
 Signature of BOS chairman, MCE

power systems, Properties of hydraulic fluids – General types of fluids. Fluid power symbols.		
<b>HYDRAULIC SYSTEM AND COMPONENTS</b>		<b>10 Hours</b>
Pumping theory – Pump classification – Gear pump, Vane Pump, piston pump, construction and working of pumps – pump performance – Variable displacement pumps. Linear hydraulic actuators – Types of hydraulic cylinders–Single acting, Double acting special cylinders like tandem, Rodless, Telescopic–Construction and application. Cushioning mechanism, Rotary actuators–Gear, Vane and Piston motors–Selection of Pumps and actuators.		
<b>HYDRAULIC VALVES, ACCUMULATORS AND CIRCUITS</b>		<b>10 Hours</b>
Directional control valve – 3/2 way valve – 4/2, 4/3 way valve – Shuttle valve – check valve. Pressure control valves, Flow control valve – Fixed and adjustable, electrical control solenoid valves. Types of accumulators, Accumulators circuits, Intensifier – Circuit and Application, Speed control circuits, synchronizing circuit and industrial application circuits – copying circuit and press circuit.		
<b>PNEUMATIC SYSTEMS, COMPONENTS AND CIRCUITS</b>		<b>10 Hours</b>
Properties of air – Compressors – Filter, Regulator, and Lubricator Unit – Air control valves, Quick exhaust valves and pneumatic actuators. Pneumo hydraulic circuit, Sequential circuit design for simple applications using cascade method, Karnaugh – Veitch Mapping method.		
<b>FLUID LOGIC CONTROL SYSTEMS AND MAINTENANCE</b>		<b>9Hours</b>
Hydro Mechanical servo systems, Electro-hydraulic and Electro-pneumatic systems and proportional valves. Fluidic Logic and switching controls - PLC applications in fluid power control, Maintenance - Failure and trouble shooting in fluid power systems.		
<b>Theory:45Hours</b>	<b>Practical: 30Hours</b>	<b>Total: 75Hours</b>
<b>REFERENCES:</b>		
1. Anthony Esposito, “Fluid Power with Applications”, Pearson Education Inc., 7th Edition 2016.		
2. Majumdar S.R., “Pneumatic systems – Principles and maintenance”, Tata McGraw-Hill, 2012.		
3. James A. Sullivan, “Fluid Power: Theory and Applications”, C.H.I.P.S, 4th edition, 2013.		
4. Andrew Parr, “Hydraulics and Pneumatics ”, Jaico Publishing House, 2012		
5. Srinivasan R, “Hydraulic and Pneumatic Controls”, McGraw Hill Education, 2016.		
<b>LIST OF EXPERIMENTS</b>		
<b>Pneumatic Experiments</b>		
<ol style="list-style-type: none"> <li>Design of simple pneumatic circuit to control the direction and speed of single acting/double acting cylinder using push button DCV/lever operated DCV and flow control valve.</li> <li>Design of Pneumatic circuit using shuttle valve (OR function) and dual pressure valve (AND function).</li> <li>Design of Pneumatic circuit for automatic reciprocation of single pneumatic cylinder using pilot operated DCV and roller operated DCV.</li> <li>Design of Electropneumatic circuit (Relay control) for automatic reciprocation of single pneumatic cylinder using solenoid operated DCV and magnetic sensors.</li> <li>Design of Pneumatic/ Electropneumatic circuit (Relay control) for synchronization of multiple pneumatic cylinders.</li> <li>Design of Pneumatic/ Electropneumatic circuit (Relay control) for sequential operation of multiple pneumatic cylinders.</li> <li>Design of Pneumatic circuit for sequential operation of multiple pneumatic cylinders using Cascade method.</li> <li>Design of Electropneumatic circuit for sequential operation of multiple cylinders using PLC.</li> </ol>		
<b>Hydraulic Experiments</b>		
<ol style="list-style-type: none"> <li>Design of Hydraulic circuit to control the speed and direction of a hydraulic motor.</li> <li>Design of Hydraulic circuit for sequential operation of two hydraulic cylinders using pressure sequence valve.</li> </ol>		

  
 Signature of BOS chairman, MCE

11. Study of the working of Counterbalance valve, Accumulator, Proportional control valve.

**Software Experiments**

12. Design and Simulation of hydraulic and pneumatic circuits using Automation Studio software.

  
Signature of BOS chairman, MCE

U18MCI4202	SENSORS AND INSTRUMENTATION	L	T	P	J	C
		3	0	2	0	4

### Course Outcomes

After successful completion of this course, the students should be able to

CO1:	Classify the transducers and instruments based on their working principles, characteristics and order of the system.	K2
CO2:	Describe the working principle and characteristics of non-electrical transducers.	K2
CO3:	Discuss about the construction, working principles and characteristics of bio medical sensors.	K2
CO4:	Generate appropriate design procedure, suitable for signal conversion to interface with computer.	K2
CO5:	Design appropriate circuits by using conventional formulas used in signal conditioning and conversion.	K2
CO6:	Use sensors and transducers to create simple Mechatronics applications using data logging software	K2

### Pre-requisite

Nil

### CO/PO Mapping

(S/M/W indicates strength of correlation) S-Strong, M-Medium, W-Weak

COs	Programme Outcomes(POs)													
	PO1	PO2	PO3	PO4	PO5	PO6	PO7	PO8	PO9	PO10	PO11	PO12	PSO1	PSO2
CO1	S			W									W	
CO2	S			M	M								M	
CO3	S			M	M								M	
CO4	S	M	S	S	M								S	M
CO5	M	M	S	S	M								S	M
CO6	M	M		S	S								S	

### Course Assessment methods:

DIRECT	INDIRECT
1. Continuous Assessment Test I,II 2. Assignment: Group Presentation, Project report, Prototype or Product Demonstration etc. (as applicable) 3. End Semester Examination	1.Course end survey

### MEASUREMENT SYSTEMS

9 Hours

Generalized Measurement System – Performance Characteristics: Static and Dynamic Characteristics – Errors in Measurements – statistical Analysis of errors - Calibration and Standards – Generalized Performance of Zero Order, First Order and Second Order Systems – Classifications of Transducers.

### MEASUREMENT OF NON-ELECTRICAL PARAMETERS-1

9Hours

  
 Signature of BOS chairman, MCE

<p><b>Linear and angular displacement:</b> Resistive, capacitive, inductive types and Optics (encoders), proximity sensors</p> <p><b>Velocity measurement:</b> tachometers, tacho generators and resolvers</p> <p><b>Temperature measurement:</b> Contact type: Bimetallic, RTD, Thermocouple and Thermistor <b>Non- Contact type:</b> Radiation Pyrometer – Optical Pyrometer</p> <p><b>Humidity:</b> Capacitive and resistive and hot and wet bulbs.</p> <p><b>Other sensors:</b> Fire, smoke and metal detectors.</p>		
<b>MEASUREMENT OF NON-ELECTRICAL PARAMETERS-2</b>		<b>9 Hours</b>
<p><b>Force measurement:</b> Resistive type strain gauges: Bridge configurations, Temperature compensation, Load cells, Fiber optic strain gauge- Semiconductor strain gauges- Piezo electric transducers.</p> <p><b>Vacuum Measurement:</b> McLeod Gauge, Thermal Conductivity Gauge – Ionization Gauge.</p> <p><b>Airflow:</b> Anemometers</p> <p><b>Light:</b> UV, IR, Light emitter and detector</p> <p><b>Introduction to Acoustics and acoustic sensors:</b> Ultrasonic sensor- Types and working of Microphones and Hydrophones – Sound level meters- Nuclear radiation sensors.</p>		
<b>MEASUREMENT OF BIO SIGNALS</b>		<b>9 Hours</b>
<p>Basic transducer principle Types – source of bioelectric potentials - electrode – electrolyte interface, electrode potential, resting and action potential – electrodes for their measurement, ECG, EEG.</p>		
<b>SIGNAL CONDITIONING AND DATA ACQUISITION</b>		<b>9 Hours</b>
<p>Amplification, Filtering – Level conversion – Linearization - Buffering – Sample and Hold circuit – Quantization – Multiplexer / Demultiplexer – Analog to Digital converter – Digital to Analog converter- I/P and P/I converter - Instrumentation Amplifier- V/F and F/V converter- Data Acquisition -Data Logging – Data conversion – Introduction to Digital Transmission system.</p>		
<b>Theory:45Hours</b>	<b>Practical:30Hours</b>	<b>Total Hours:75</b>
<b>REFERENCES:</b>		
1. ErnestODOebelin,“MeasurementSystems–ApplicationsandDesign”,TataMcGraw-Hill,2012.		
2. Patranabis D, “Sensors and Transducers”, 2 <sup>nd</sup> Edition, PHI, New Delhi,2010.		
3. JohnTurner and MartynHill,“InstrumentationforEngineersandScientists”,OxfordSciencePublications ,2009		
4. Sawney A K and Puneet Sawney, “A Course in Mechanical Measurements and Instrumentation and Control”, 12 <sup>th</sup> edition, Dhanpat Rai & Co, New Delhi,2013.		
<b>LIST OF EXPERIMENTS</b>		
<ol style="list-style-type: none"> <li>Design and testing of Voltage to frequency converter and frequency to voltage converter</li> <li>Design and testing of sample and hold circuit.</li> <li>Displacement measurement using potentiometer and LVDT and plotting the characteristic curves.</li> <li>Study of Characteristics and calibration of strain gauge and Load Cell</li> <li>Measurement of strain using resistive type strain gauges with temperature compensation and various bridge configurations</li> <li>Temperature measurement using Thermocouple, Thermistor and RTD and comparing the characteristics.</li> <li>Comparison of capacitive and resistive type transducer for humidity measurement with their characteristics</li> <li>Measurement of sound using microphones and sound level meter.</li> <li>Measurement of temperature, strain, displacement, acceleration using NI DAQ and RIO cards.</li> <li>Signal conditioning the physical signals using LABVIEW.</li> </ol>		

  
 Signature of BOS chairman, MCE

U18MCT4103	DIGITAL ELECTRONICS AND MICROPROCESSOR	L	T	P	J	C
		3	1	0	0	4

### Course Outcomes

After successful completion of this course, the students should be able to

CO1:	Use number systems, Boolean algebra and explain various digital logic families.	K2
CO2:	Apply basic logic gates to design simple circuits and simplify logic circuits using K- Map	K3
CO3:	Design various combinational and sequential circuits	K3
CO4:	Explain the architecture of 8085 microprocessor	K2
CO5:	Develop assembly language program for 8085 for the given application.	K3
CO6:	Construct interface for memory and I/O devices.	K3

### Pre-requisite

U18MCI3201-Electronics devices and circuits

CO/PO Mapping														
(S/M/W indicates strength of correlation) S-Strong, M-Medium, W-Weak														
COs	Programme Outcomes(POs)													
	PO1	PO2	PO3	PO4	PO5	PO6	PO7	PO8	PO9	PO10	PO11	PO12	PSO1	PSO2
CO1	M												M	
CO2	S	W	S										S	
CO3	M	S	S										M	M
CO4	M												S	M
CO5	M				S								M	S
CO6	M		S		S								M	S

### Course Assessment methods:

DIRECT	INDIRECT
1. Continuous Assessment Test I,II 2. Assignment: Group Presentation, Project report, Prototype or Product Demonstration	

  
 Signature of BOS chairman, MCE

etc. (as applicable) 3. End Semester Examination	1.Course end survey
<b>NUMBER SYSTEMS, DIGITAL LOGIC FAMILIES AND BOOLEAN LOGIC</b>	<b>9 Hours</b>
Introduction to Number systems: Binary, Octal, Hexadecimal, BCD, Gray code, Excess 3 code -Binary arithmetic: 1's complements, 2's complements, and Code conversions -Digital Logic Families: TTL, CMOS, NMOS, ECL- Performance comparison of various logic families- Boolean algebra: Basic Postulates and theorems, switching functions, Canonical forms, Logic gates- Simplification using K-maps and Implementation using logic gates.	
<b>COMBINATIONAL CIRCUITS</b>	<b>9 Hours</b>
Problem formulation and design of combinational circuits: adder, subtractor, Parallel adder and Subtractor- Carry look ahead adder- BCD adder, Magnitude Comparator, parity checker Encoder , decoder,Multiplexer/Demultiplexer,codeconverters,Functionrealizationusinggatesandmultiplexers. Implementation of Combinational circuits using Multiplexers and Demultiplexers- Memory: PROMs and PLAs.	
<b>SEQUENTIAL CIRCUITS</b>	<b>9 Hours</b>
General model of sequential circuits: Latch, Flip Flops, Level triggering, Edge triggering, Master slave configuration - Realization of one flip flop using other flip flop- Registers-Counters: Binary counters, Modulo-n counter, Decade, Counters, Ring counter and Johnson counter.	
<b>MICROPROCESSOR 8085</b>	<b>9 Hours</b>
Organization of 8085: Architecture, Internal Register Organization and Pin Configuration – Instruction Set of 8085 – addressing modes - instruction and machine cycles with states and timing diagram - 8085 assembly language programming	
<b>MEMORY AND I/O INTERFACING</b>	<b>9 Hours</b>
Address space partitioning – address map – Address decoding – Designing decoder circuit for the given address map -I/O Interfacing- Peripheral ICs*: 8255, 8279 and 8251 A. * Emphasis to be given on architecture with simple applications.	
<b>Theory:45Hours</b>	<b>Tutorials:15Hours</b>
<b>TotalHours:60</b>	
<b>REFERENCES:</b>	
1. Morris Mano M. and CilettiM D., “Digital Design”, 4 <sup>th</sup> edition, Prentice Hall of India Pvt.Ltd., NewDelhi,2008	
2. Donald P Leach, Albert Paul Malvino and Gautam Saha, “Digital Principles and Applications”, 8 <sup>th</sup> edition, Tata McGraw Hill Publishing Company Limited, New Delhi, Special Indian Edition, 2014.	
3. Salivahanan S. and Arivazhagan S., “Digital Circuits and Design”, 5 <sup>th</sup> edition, oxford university press,2018	
4. Ramesh Gaonkar, “Microprocessor Architecture, Programming and Applications with the 8085”, 6 <sup>th</sup> edition, Penram International (India),2013.	
5. Aditya P Mathur, “Introduction to Microprocessor”, 3 <sup>rd</sup> edition, Tata McGraw Hill, New Delhi,2003	
6. Floyd, “Digital electronics” Pearson Education India, 2005	

  
 Signature of BOS chairman, MCE

<b>U18MCT4104</b>	<b>THEORY OF MACHINES</b>	<b>L</b>	<b>T</b>	<b>P</b>	<b>J</b>	<b>C</b>
		<b>3</b>	<b>1</b>	<b>0</b>	<b>0</b>	<b>4</b>

**Course Outcomes**

<b>After successful completion of this course, the students should be able to</b>		
<b>CO1:</b>	Apply concepts of mechanisms to achieve desired motion transformation	K2
<b>CO2:</b>	Choose appropriate gear train and friction drives for a given application	K3
<b>CO3:</b>	Calculate various forces acting on rigid bodies under static and dynamic conditions	K3
<b>CO4:</b>	Solve balancing problems related to rotating and reciprocating masses.	K2
<b>CO5:</b>	Apply the fundamental concepts of vibrating system to predict the natural frequency and force transmitted	K3

**Pre-requisite**

Nil

<b>CO/PO Mapping</b>														
(S/M/W indicates strength of correlation) S-Strong, M-Medium, W-Weak														
<b>COs</b>	<b>Programme Outcomes(POs)</b>													
	PO1	PO2	PO3	PO4	PO5	PO6	PO7	PO8	PO9	PO10	PO11	PO12	PSO1	PSO2
<b>CO1</b>	S												S	M
<b>CO2</b>	M													M
<b>CO3</b>	M		M										M	
<b>CO4</b>	S		W										M	
<b>CO5</b>	S		W										M	

**Course Assessment methods:**

<b>DIRECT</b>	<b>INDIRECT</b>
<ol style="list-style-type: none"> <li>Continuous Assessment Test I,II</li> <li>Assignment: Group Presentation, Project report, Prototype or Product Demonstration etc. (asapplicable)</li> <li>End Semester Examination</li> </ol>	<ol style="list-style-type: none"> <li>Course end survey</li> </ol>
<b>ANALYSIS OF MECHANISMS</b>	
<b>13 Hours</b>	
Basic Elements of Mechanisms – Introduction to kinematic links, pairs, chain, machine and structure,	

  
 Signature of BOS chairman, MCE



degrees of freedom. Grashoff's law, Kutzbach criterion. Kinematic inversions of four-bar and slider crank chain. Classifications of cam and follower, terminologies, follower motion. Velocity and acceleration analysis for Four bar chain and single slider crank mechanism.		
<b>GEAR AND FRICTION DRIVES</b>		<b>12 Hours</b>
Gear and Friction drives - Fundamentals of toothed gearing, spur gear terminology. Involute gear tooth profile. Gear meshing, contact ratio. Gear trains, simple compound gear trains and epicyclic gear train. Belt, Clutch (Including Problems) – Screw and Brake (Concept only).		
<b>FORCE ANALYSIS</b>		<b>12Hours</b>
Rigid Body dynamics in general plane motion – Equations of motion.- Static force analysis – D'Alembert's principle – The principle of superposition – Inertia force and Inertia torque – Introduction to Dynamic Analysis in Reciprocating Engines.		
<b>BALANCING</b>		<b>9 Hours</b>
Introduction, static and dynamic. Balancing of single mass rotating in single plane. Balancing of several masses rotating in single plane. Balancing of several masses rotating in different planes. Introduction to Balancing of reciprocating masses, Hammer blow, Swaying couple, Tractive force.		
<b>VIBRATION</b>		<b>14 Hours</b>
Types of vibration, frequency of undamped and damped system. Response to periodic forcing - Harmonic Forcing - Forcing caused by unbalance-Support motion - Force transmissibility and amplitude transmissibility - Vibration isolation.		
<b>Theory:45Hours</b>	<b>Tutorials:15Hours</b>	<b>Total Hours:60</b>
<b>REFERENCES:</b>		
1. Rattan SS., "Theory of Machines", 5 <sup>th</sup> Edition, Tata McGraw-Hill Publishing Company Ltd., New Delhi, 2019.		
2. R.L. Norton, "Kinematics and Dynamics of Machinery", Tata McGraw Hill Publishing Company Ltd., 2017.		
3. R.K. Bansal, "Theory of Machines", Lakshmi publications pvt.ltd., 2016		
4. Singiresu S.Rao, "Mechanical Vibrations", Pearson, 2017.		
5. Thomas Beven, "Theory of Machines", CBS Publishers and Distributors, 3rd edition, 2013.		
6. Pennock, G. R., et al. Theory of Machines and Mechanisms. United Kingdom, Oxford University Press, 2017.		

  
 Signature of BOS chairman, MCE

<b>U18INI4600</b>	<b>ENGINEERING CLINIC IV</b>	<b>L</b>	<b>T</b>	<b>P</b>	<b>J</b>	<b>C</b>
		<b>0</b>	<b>0</b>	<b>4</b>	<b>2</b>	<b>3</b>

### Course objectives

• To help the students look into the functioning of simple to complex devices and systems
• To enable the students to design and build simple systems on their own
• To help experiment with innovative ideas in design and teamwork
• To create an engaging and challenging environment in the engineering lab

### Course Outcomes

<b>After successful completion of this course, the students should be able to</b>		
<b>CO1:</b>	Identify a practical problem and find a solution	K2
<b>CO2:</b>	Understand the project management techniques	K3
<b>CO3:</b>	Demonstrate their technical report writing and presentation skills	K3

### Pre-requisite

Nil

<b>CO/PO Mapping</b>														
(S/M/W indicates strength of correlation) S-Strong, M-Medium, W-Weak														
COs	Programme Outcomes(POs)													
	PO1	PO2	PO3	PO4	PO5	PO6	PO7	PO8	PO9	PO10	PO11	PO12	PSO1	PSO2
CO1	S	S	S	S	S	M	W		S			S		
CO2											S			
CO3										S				

### Course Assessment methods:

<b>DIRECT</b>	<b>INDIRECT</b>
1. Project reviews 50% 2. Workbook report 10% 3. Demonstration & Viva-voce 40%	1. Course Exit Survey

### Content:

The course will offer the students with an opportunity to gain a basic understanding of computer controlled electronic devices and apply the concepts to design and build simple to complex devices. As a practical project based embedded course, the students will be taught the concepts using a variety of reference material available in the public domain. While the course will start with formal instruction on hardware, programming and applications, the major portion of the course will provide the students with ample

  
 Signature of BOS chairman, MCE

opportunity to be innovative in designing and building a range of products from toys to robots and flying machines. In the fourth semester, students will focus primarily on reverse engineering projects to improve performance of a product

**GUIDELINES:**

1. Practical based learning carrying credits.
2. Multi-disciplinary/ Multi-focus group of 5-6 students.
3. Groups can select to work on a specific tasks, or projects related to real world problems.
4. Each group has a faculty coordinator/Instructor who will guide/evaluate the overall group as well as individual students.
5. The students have to display their model in the 'Engineering Clinics Expo' at the end of semester.
6. The progress of the course is evaluated based on reviews and final demonstration of prototype.

**Total Hours: 90**

  
Signature of BOS chairman, MCE

<b>U18CHT4000</b>	<b>Environmental Science and Engineering</b> (Common to All branches)	<b>L</b>	<b>T</b>	<b>P</b>	<b>J</b>	<b>C</b>
		<b>3</b>	<b>0</b>	<b>0</b>	<b>0</b>	<b>3</b>

### Course Outcomes

**After successful completion of this course, the students should be able to**

<b>CO1:</b>	Analyze the impact of engineering solutions in a global and societal context.
<b>CO2:</b>	Discuss contemporary issues that results in environmental degradation and would attempt to provide solutions to overcome those problems.
<b>CO3:</b>	Highlight the importance of ecosystem and biodiversity.
<b>CO4:</b>	Consider issues of environment and sustainable development in his/her personal and professional undertakings.
<b>CO5:</b>	Paraphrase the importance of conservation of resources.
<b>CO6:</b>	Play an important role in transferring a healthy environment for future generations.

### Pre-requisite

Nil

### CO/PO Mapping

(S/M/W indicates strength of correlation) S-Strong, M-Medium, W-Weak

COs	Programme Outcomes(POs)													
	PO1	PO2	PO3	PO4	PO5	PO6	PO7	PO8	PO9	PO10	PO11	PO12	PSO1	PSO2
<b>CO1</b>		M					S		M					M
<b>CO2</b>						M				M				
<b>CO3</b>							M							
<b>CO4</b>						M	S							
<b>CO5</b>							S							
<b>CO6</b>			W				S					M		

### Course Assessment methods:

<b>DIRECT</b>	<b>INDIRECT</b>
1. Internal Test I 2. Internal Test II 3. Assignment 4. End semester	1.Course end survey

**INTRODUCTION TO ENVIRONMENTAL STUDIES AND NATURAL RESOURCES** **14 Hours**

Definition, scope and importance – Need for public awareness – Forest resources: Use and over-exploitation, deforestation, case studies – Timber extraction, mining, dams and their effects on forests and tribal people.  
 Water resources: Use and overutilization of surface and ground water, conflicts over water, dams– benefits and problems – Water conservation, rain water harvesting, watershed management. Mineral resources: Use and exploitation, environmental effects of extracting and using mineral resources, case

  
 Signature of BOS chairman, MCE

studies. Food resources: World food problems, changes caused by agriculture and overgrazing, effects of modern agriculture, fertilizer-pesticide problems, case studies. Energy resources: Growing energy needs, renewable and nonrenewable energy sources, use of alternate energy sources, case studies. Land resources: Land as a resource, land degradation, man induced landslides, soil erosion and desertification, Wasteland reclamation – Role of an individual in conservation of natural resources.		
<b>ECOSYSTEMS AND BIODIVERSITY</b>		<b>9 Hours</b>
<p><b>ECOSYSTEM:</b> Concept of an ecosystem – Structure and function of an ecosystem: Producers, consumers and decomposers, Food chain, Food web, Energy flow in the ecosystem and Ecological pyramids – Ecological succession – Introduction, types, characteristic features, structure and function of the (a) Forest ecosystem (b) Grassland ecosystem (c) Desert ecosystem (d) Aquatic ecosystems (ponds, streams, lakes, rivers, oceans, estuaries).</p> <p><b>BIODIVERSITY:</b> Introduction to Biodiversity – Definition: genetic, species and ecosystem diversity – Bio geographical classification of India – Value of biodiversity: consumptive use, productive use, social, ethical, aesthetic values – India as a mega-diversity nation – Hot-spots of biodiversity – Threats to biodiversity: habitat loss, poaching of wildlife, man-wildlife conflicts – Endangered and endemic species of India – Conservation of biodiversity: In-situ and Ex-situ conservation of biodiversity.</p>		
<b>ENVIRONMENTAL POLLUTION</b>		<b>8 Hours</b>
Definition – Causes, effects and control measures of: (a) Air pollution – Organic and inorganic pollution – cyclone separator, electrostatic precipitator (b) Water pollution (c) Heavy metal pollution (d) Noise pollution (e) Thermal pollution (f) Nuclear hazards – Role of an individual in prevention of pollution – Pollution case studies – Solid waste and hazardous Management: Causes, effects and control measures from factories, small scale and large scale industries – Waste minimization – Disaster management: floods, earthquake, cyclone and landslides.		
<b>SOCIAL ISSUES AND THE ENVIRONMENT</b>		<b>7 Hours</b>
From Unsustainable to Sustainable development – Urban problems related to energy – Resettlement and rehabilitation of people; its problems and concerns, case studies – Issues and possible solutions – Climate change, global warming, acid rain, ozone layer depletion – Environment Protection Act – Air (Prevention and Control of Pollution) Act – Water (Prevention and control of Pollution) Act – Wildlife Protection Act – Forest Conservation Act – Issues involved in enforcement of environmental legislation – Human Rights.		
<b>HUMAN POPULATION AND THE ENVIRONMENT</b>		<b>7 Hours</b>
Population growth and explosion – Welfare Program – Environment and human health – Communicable disease – Role of Information Technology in Environment and human health – Case studies.		
<b>Theory:45Hours</b>	<b>Practical:0Hours</b>	<b>Total Hours:45</b>
<b>REFERENCES:</b>		
1. Spoolman, Scott, and Miller, G. Tyler. Environmental Science. United States, Cengage Learning, 2018..		
2. Gilbert M. Masters and Wendell P. Ela, ‘Introduction to Environmental Engineering and Science’, Third Edition, Pearson Education, 2013.		
3. Bharucha, Erach. The Biodiversity of India. India, Mapin Pub., 2002.		
4. Trivedy, R K, and Goel, P K. An Introduction to Air Pollution. India, BSP Books Pvt. Limited, 2016..		

  
 Signature of BOS chairman, MCE

5. Trivedy, R. K.. Handbook Of Environmental Laws, Acts, Guidelines, Compliances & Standards, 2 Vol. Set, 3Rd Ed.. India, BS Publications, 2010..
6. Cunningham, W.P.Cooper and T.H.Gorhani, 'Environmental Encyclopedia', Jaico Publication House, Mumbai,2011.
7. WagerK.D., 'EnvironmentalManagement', W.B.SaundersCo.,Philadelphia,USA,1998ColinR
8. Townsend, Michael Begon and John L. Harper, 'Essentials of Ecology', Third Edition, Blackwell Publishing, 2008.

  
Signature of BOS chairman, MCE

<b>U18VEP4504</b>	<b>PROFESSIONAL VALUES</b>	<b>L</b>	<b>T</b>	<b>P</b>	<b>J</b>	<b>C</b>
		<b>0</b>	<b>0</b>	<b>2</b>	<b>0</b>	<b>0</b>

### Course Outcomes

<b>After successful completion of this course, the students should be able to</b>	
<b>CO1:</b>	Develop the ethical values in both professional and personal life
<b>CO2:</b>	Develop ability to take decision to reinforce professional life
<b>CO3:</b>	Rational in professional skills required for diverse society
<b>CO4:</b>	Excel in ingenious attitude to congregate professional life
<b>CO5:</b>	Research into the professional stand
<b>CO6:</b>	Spruce an Individual with decorum to achieve professional life

### Pre-requisite

1. U18VEP1501 / PERSONALVALUES
2. U18VEP2502 / INTERPERSONALVALUES
3. U187VEP3503 / FAMILYVALUES

<b>CO/PO Mapping</b>														
(S/M/W indicates strength of correlation) S-Strong, M-Medium, W-Weak														
<b>COs</b>	<b>Programme Outcomes(POs)</b>													
	PO1	PO2	PO3	PO4	PO5	PO6	PO7	PO8	PO9	PO10	PO11	PO12	PSO1	PSO2
<b>CO1</b>								S						
<b>CO2</b>				M										
<b>CO3</b>			S											
<b>CO4</b>												S		
<b>CO5</b>								M						
<b>CO6</b>										M				

### Course Assessment methods:

<b>DIRECT</b>	<b>INDIRECT</b>
1.Group Activity / Individual performance and assignment 2.Assessment on Value work sheet /Test	1. Mini project on values / Goodwill Recognition
<b>VALUES THROUGH PRACTICAL ACTIVITIES:</b>	
<b>30 Hours</b>	
<b>1. Professional skills With Values:</b> Positive Attitude, Adaptability, Responsibility, Hone sty and Integrity, Self Esteem, & Self Confidence <b>2. Building Innovative work cultures:</b> Creative thinking, Critical thinking, Conflict Resolution, Problem Solving, & Decision making	

  
 Signature of BOS chairman, MCE

- 3. Professional Work Ethics:** Types of Ethics, Etiquette, personality Grooming, Emotional quotient, Human Dignity, Safety & Role of Professional in Social Responsibility
- 4. Engineering Ethics:** Engineering Council of India - Objectives - Code of Ethics - Social responsibility - Professional Quality - Ethical issues - Effects - Strategy – Corruption, Consequences, Cures
- 5. Case studies in engineering ethics:** Discussion of case studies relating to Public safety, health, welfare, Quality of product, Improper conduct by management ,Product responsibility, Intellectual property

**Theory:0      Tutorial:0      Practical:30      Project:0      Total: 30hours**

**REFERENCES:**

- 1. LEARNING TO DO SOURCEBOOK 3 - UNESCO-UNEVOC - PDF [www.unevoc.unesco.org/fileadmin/user\\_upload/pubs/LearningToDo.pdf](http://www.unevoc.unesco.org/fileadmin/user_upload/pubs/LearningToDo.pdf)
- 2. DECLARATION OF PROFESSIONAL VALUES AND ETHICAL STANDARDS [www.garda.ie/Documents/User/declarationvalues.pdf](http://www.garda.ie/Documents/User/declarationvalues.pdf)
- 3. KARMA YOGA - SWAMI VIVEKANANDA [www.vivekananda.net/PDFBooks/KarmaYoga.pdf](http://www.vivekananda.net/PDFBooks/KarmaYoga.pdf)
- 4. PROFESSIONAL ETHICS IN ENGINEERING - Sasurie College of Engineering [www.sasurieengg.com/.../GE2025%20Professional%20Ethics%20in%20Engineering](http://www.sasurieengg.com/.../GE2025%20Professional%20Ethics%20in%20Engineering)
- 5. ENGINEERING ETHICS CASE STUDY; Challenger [www.ucc.ie/en/processeng/staff/academic/ebyrne/.../PE1006PptNotesLect7.pdf](http://www.ucc.ie/en/processeng/staff/academic/ebyrne/.../PE1006PptNotesLect7.pdf)

  
 Signature of BOS chairman, MCE



# SEMESTER V

  
Signature of BOS chairman, MCE

<b>U18MCI5201</b>	<b>INDUSTRIAL ELECTRONICS AND DRIVES</b>	<b>L</b>	<b>T</b>	<b>P</b>	<b>J</b>	<b>C</b>
		<b>3</b>	<b>0</b>	<b>2</b>	<b>0</b>	<b>4</b>

### Course Outcomes

**After successful completion of this course, the students should be able to**

<b>CO1:</b> Relate the basic semiconductor physics to the properties of real power semiconductor.	K2
<b>CO2:</b> Describe the concept of operation of AC-DC converters.	K2
<b>CO3:</b> Identify the operating the single phase and three phase inverter circuits	K3
<b>CO4:</b> Describe the various PWM techniques.	K2
<b>CO5:</b> Identify DC equipment with changing DC voltage and choppers for simple electrical application	K3
<b>CO6:</b> Describe the speed control method in DC to DC converter	K2

### Pre-requisite

U17MCI3202- Electrical Machines

<b>CO/PO Mapping</b>														
(S/M/W indicates strength of correlation) S-Strong, M-Medium, W-Weak														
<b>Cos</b>	<b>Programme Outcomes(Pos)</b>													
	PO1	PO2	PO3	PO4	PO5	PO6	PO7	PO8	PO9	PO10	PO11	PO12	PSO 1	PSO2
CO1	S				M					M			S	
CO2	S												M	
CO3	S				M								M	
CO4	S	S	S										W	
CO5		M	S		M						M		S	

### Course Assessment methods:

<b>Direct</b>	<b>Indirect</b>
1. Continuous Assessment Test I,II 2. Assignment: Group Presentation, Project report, Poster preparation, Prototype or Product Demonstration etc. (as applicable) 3. End Semester Examination	1. Course end survey

### POWER SEMICONDUCTOR DEVICES

**9 Hours**

Thyristors – Volt-Ampere Characteristics – Switching Characteristics-Power MOSFET – Volt-Ampere Characteristics–Switching Characteristics-Power IGBT– Volt-Ampere Characteristics

  
 Signature of BOS chairman, MCE

– Switching Characteristics		
<b>AC to DC CONVERTERS</b>		<b>9 Hours</b>
Diode Rectifiers – Single phase Bridge – R, RL – Thyristor Converter – Single phase bridge – RL – Three phase fully controlled converter -R-RL Load.		
<b>INVERTERS</b>		<b>9 Hours</b>
Single-phase VSI – Half-bridge – Centre tapped inverter – Full bridge inverter -Three-phase VSI – Square-wave–Control of induction motor by voltage source inverter.		
<b>PWM TECHNIQUES</b>		<b>9 Hours</b>
PWM Inverter – fundamental concepts of PWM – naturally sampled PWM - PWM analysis by duty cycle variation		
<b>DC- DC CONVERTER</b>		<b>9 Hours</b>
DC Chopper - Step Down Converter – Step Up Converter -Buck Boost Converter – Introduction - Fly Back converter-speed control of PMDC motor.		
<b>Theory:45Hrs</b>	<b>Practical:30Hrs</b>	<b>Total Hours: 75</b>
<b>REFERENCES:</b>		
1. Bimbhra P S, “Power Electronics” Tata McGraw Hill, 2012		
2. Rashid M H, “Power Electronics – Circuits Devices and Application”, 4 <sup>th</sup> Edition, Prentice Hall International, New Delhi, 2013.		
3. Dubey G K., Doradia S R., Joshi A. and Singh, R.M., “Thyristorised Power Controllers”, 2 <sup>nd</sup> Edition, Wiley Eastern Limited, 2010.		
4. Joseph Vithayathil, “Power Electronics – Principle and Applications”, Tata McGraw-Hill Inc, New Delhi, 2010.		
5. Bimal K Bose “Modern power electronics and AC Drives” Prentice Hall International, New Delhi, 2001.		
6. D. Grahame Holmes, Thomas A. Lipo “Pulse Width Modulation for Power Converters: Principles and Practice”, John Wiley & Sons, 2003.		
<b>LIST OF EXPERIMENTS:</b>		
1. Voltage-Current characteristics of SCR		
2. Voltage-Current characteristics of IGBT/MOSFET		
3. AC-DC uncontrolled converter		
4. AC-DC converter for half wave controlled using phase control method		
5. Speed control of PMDC motor using three phase fully controlled converter		
6. DC Voltage control using DC – DC Converter		
7. Buck – boost converters		
8. Single phase IGBT based PWM inverter		
9. Speed control of three phase induction motor using AC to AC voltage control		
10. Speed control of BLDC/servo motor		

  
 Signature of BOS chairman, MCE

<b>U18MCI5202</b>	<b>MANUFACTURING TECHNOLOGY</b>	<b>L</b>	<b>T</b>	<b>P</b>	<b>J</b>	<b>C</b>
		<b>2</b>	<b>0</b>	<b>2</b>	<b>0</b>	<b>3</b>

### Course Outcomes

**After successful completion of this course, the students should be able to**

<b>CO1:</b>	Select and justify appropriate casting methods.	K2
<b>CO2:</b>	Summarize various bulk deformation processes and the explain the working machineries.	K2
<b>CO3:</b>	Describe the working principles of machines and various machining processes.	K2
<b>CO4:</b>	Choose a suitable metal joining process for a given application.	K2
<b>CO5:</b>	Perform various lathe and drilling operation for a given drawing.	K2
<b>CO6:</b>	Perform machining operation in special purpose machine.	K2

### Pre-requisite

Nil

### CO/PO Mapping

(S/M/W indicates strength of correlation) S-Strong, M-Medium, W-Weak

COs	Programme Outcomes(POs)													
	PO1	PO2	PO3	PO4	PO5	PO6	PO7	PO8	PO9	PO10	PO11	PO12	PSO1	PSO2
<b>CO1</b>	M					M							W	M
<b>CO2</b>	M												W	M
<b>CO3</b>	M												W	M
<b>CO4</b>	M					M							W	M
<b>CO5</b>	M								M	M			W	M
<b>CO6</b>	M								M	M			W	M

### Course Assessment methods:

<b>DIRECT</b>	<b>INDIRECT</b>
1. Internal test I 2. Internal test II 3. End semester Examination 4. Assignment	1.Course end survey

**FOUNDRY TECHNOLOGY** **7 Hours**

Pattern and Core making – Melting furnaces: Cupola and Induction furnaces – Special casting processes – Shell, Investment, Die casting – Defects in casting.

**FORMING PROCESSES** **7 Hours**

Hot and Cold Working - Rolling - Introduction – Rolling Mills – Rolling Operations – Forging– Introduction–ForgingOperations–Dropforging-ExtrusionandDrawing-ExtrusionPractice–Hot,

  
 Signature of BOS chairman, MCE

Cold, Impact and Hydrostatic extrusion. Drawing Process – Defects and Residual Stresses – Drawing Equipment.		
<b>CONVENTIONAL MACHINING PROCESS</b>		<b>8 Hours</b>
Lathes and Lathe Operations, Drilling and Drilling Machines, Reaming and Reamers, Tapping and Taps – Tool nomenclature, cutting speed, feed. Milling, Shaping and Grinding Machines and operations.		
<b>PRINCIPLES &amp; APPLICATIONS OF JOINING PROCESSES</b>		<b>8 Hours</b>
Gas welding, Basic Arc Welding Processes, Thermit Welding, Ultrasonic Welding, Friction Welding, Resistance Welding and Explosive Welding. Principles and applications of Brazing and Soldering.		
<b>Theory: 30 Hours</b>	<b>Practical: 30 Hours</b>	<b>Total Hours: 60</b>
<b>REFERENCES:</b>		
1. Kalpakjian S., “Manufacturing Engineering and Technology”, 8 <sup>th</sup> edition, Pearson education India, 2020.		
2. Hajra Choudhury S K. and Hajra Choudhury A K., “Elements of Workshop Technology”, Volume I and II, Media Promoters and Publishers Private Limited, Mumbai, 2008.		
3. Paul Degarma E, Black J T. and Ronald A Kosher, “Materials and Processes in Manufacturing”, 8 <sup>th</sup> edition, Hall of India, 2008.		
4. Sharma P C., “A Textbook of Production Technology”, S. Chand and Co., Ltd., 2009.		
<b>LIST OF EXPERIMENTS</b>		
<ol style="list-style-type: none"> <li>1. Study on measurement (Linear and angular measurements)</li> <li>2. Step Turning</li> <li>3. Taper Turning</li> <li>4. Thread cutting operation</li> <li>5. Knurling operation</li> <li>6. Boring operation</li> <li>7. Surface Milling operation</li> <li>8. Gear Cutting operation</li> <li>9. Grinding operation (surface, cylindrical and centerless)</li> <li>10. Shaping operation (Dove tail and slotting operation)</li> </ol>		

  
 Signature of BOS chairman, MCE

<b>U18MCI5203</b>	<b>PROGRAMMABLE LOGIC CONTROLLERS</b>	<b>L</b>	<b>T</b>	<b>P</b>	<b>J</b>	<b>C</b>
		<b>3</b>	<b>0</b>	<b>2</b>	<b>0</b>	<b>4</b>

### Course Outcomes

After successful completion of this course, the students should be able to

<b>CO1:</b>	Outline the importance of PLC, DCS, SCADA in industrial automation	K2
<b>CO2:</b>	Describe the architecture of PLCs with the analogy of relay logic components	K2
<b>CO3:</b>	Develop ladder logic program for applications	K3
<b>CO4:</b>	Integrate PLCs with electro-mechanical systems	K3
<b>CO5:</b>	Classify the communication protocols	K2
<b>CO6:</b>	Design SCADA system for industrial applications	K3

### Pre-requisite

Nil

### CO/PO Mapping

(S/M/W indicates strength of correlation) S-Strong, M-Medium, W-Weak

COs	Programme Outcomes(POs)													
	PO1	PO2	PO3	PO4	PO5	PO6	PO7	PO8	PO9	PO10	PO11	PO12	PSO1	PSO2
<b>CO1</b>	S													
<b>CO2</b>	M													
<b>CO3</b>	M	M		M	S					S			S	M
<b>CO4</b>	M	M	M		S								M	
<b>CO5</b>	M												M	
<b>CO6</b>	M	M	M	M	S					S			S	S

### Course Assessment methods:

<b>DIRECT</b>	<b>INDIRECT</b>
1. Continuous Assessment Test I,II 2. Assignment: Group Presentation, Project report, Poster preparation, Prototype or Product Demonstration etc. (as applicable) 3. End Semester Examination	1.Course end survey

<b>INTRODUCTION</b>	<b>6 Hours</b>
Role of automation in industries, Benefits of automation –Introduction to automation tools: Low cost automation, PLC, DCS, SCADA - Automation strategy evolution.	
<b>PLC HARDWARE MODULES AND PROGRAMMING</b>	<b>6 Hours</b>
CPU – processor function – processor operating modes – PLC system memory and application memory – input modules – output modules – module selection – PLC internal operation and signal processing – input and output processing.	
<b>PROGRAMMING OF PLC SYSTEM</b>	<b>11 Hours</b>
Introduction to IEC 61131 - System functions – sequence control – ladder logic – programming sequences – limitation of ladder programming – logic instruction sets – standard PLC functions – special function relays – data handling instructions – arithmetic instructions – data manipulation – program subroutines –programming examples.	

  
 Signature of BOS chairman, MCE

<b>INDUSTRIAL COMMUNICATION PROTOCOLS</b>	<b>11 Hours</b>
Definition of protocol, Introduction to Open System Interconnection (OSI) model, Communication standard (RS232, RS485), Modbus (ASCII & RTU), Introduction to third party interface, concept of OPC (Object linking and embedding for Process Control), Foundation Fieldbus (H1&HSC). Comparison of Foundation Fieldbus, Modbus, Device net, Profibus, Industrial Ethernet.	
<b>SCADA SYSTEMS</b>	<b>11 Hours</b>
Concept of SCADA systems, Programming techniques for: Creation of pages, Sequencing of pages, creating graphics & animation, Dynamos programming with variables, Trending, Historical data storage & Reporting, Alarm management, reporting of events and parameters, Comparison of different SCADA packages, Interfacing PLC and SCADA using communication links, Development stages involved for PLC based automation systems, Application Development using SCADA system.	
<b>Theory:45 Hours</b>	<b>Practical:30Hours</b>
<b>Total Hours: 75</b>	
<b>REFERENCES:</b>	
1. John W Webb and Ronald A Reis, “Programmable logic controllers: Principles and Applications”, 5 <sup>th</sup> Edition, Prentice Hall India, 2002.	
2. Michael P Lukas, “Distributed Control systems”, Van Nostrand Rein fold Company,1995.	
3. Frank D Petruzella, “Programmable Logic Controllers”, 5 <sup>th</sup> edition, McGraw-Hill Companies, March 2019.	
4. Ian G Warnock, “Programmable Controllers Operation and Application”, Prentice Hall International, UK, 1992.	
5. Krishna kant, “Computer Based Industrial Control”, 2 <sup>nd</sup> revised edition, Prentice Hall of India,2011.	
<b>LIST OF EXPERIMENTS</b>	
<ol style="list-style-type: none"> <li>1. Construct a circuit to control a simple process using Relay and Timer module.</li> <li>2. Design a T-junction traffic light controller using PLC</li> <li>3. Design a PLC Program for automating bottle filling systems</li> <li>4. Develop a PLC system to control a simple conveyor system</li> <li>5. Study of industrial process automation and communication network architecture</li> <li>6. Develop an HMI design for a simple pump tank system.</li> <li>7. Develop a simple SCADA application using Dynamos.</li> <li>8. Develop a SCADA panel to control a PLC based system.</li> <li>9. Design a PLC ladder logic program to control the Speed of a motor</li> <li>10. Design a PLC ladder logic program to control the Position of a servomotor.</li> </ol>	

  
 Signature of BOS chairman, MCE

<b>U18MCT5004</b>	<b>CONTROL ENGINEERING</b>	<b>L</b>	<b>T</b>	<b>P</b>	<b>J</b>	<b>C</b>
		<b>3</b>	<b>0</b>	<b>0</b>	<b>0</b>	<b>3</b>

### Course Outcomes

After successful completion of this course, the students should be able to		
<b>CO1</b>	Know the significance to control engineering and the basic construction of control systems.	<b>K2</b>
<b>CO2</b>	Develop mathematical equations for model mechanical, electrical systems and can able to compute transfer function using block diagram and signal flow graph methods	<b>K3</b>
<b>CO3</b>	Analyze the 1st and 2nd order systems in time domain for various test signals and Calculate steady state errors and derive generalized error series in the time domain analysis	<b>K3</b>
<b>CO4</b>	Analyze the 1st and 2nd order systems in frequency domain using Bode and Polar plots	<b>K3</b>
<b>CO5</b>	Calculate the stability of the system using Routh Hurwitz, Nyquist and Root Locus techniques.	<b>K3</b>
<b>CO6</b>	Explain about PID control and tuning, time delay responses and also discuss sequence control in process industry	<b>K2</b>

### Pre-requisite

U18MAT3101 Partial differential Equations and Transforms

<b>CO/PO Mapping</b>														
(S/M/W indicates strength of correlation) S-Strong, M-Medium, W-Weak														
<b>COs</b>	<b>Programme Outcomes(POs)</b>													
	PO1	PO2	PO3	PO4	PO5	PO6	PO7	PO8	PO9	PO10	PO11	PO12	PSO1	PSO2
CO1	S													
CO2	S												M	
CO3	S		M										M	
CO4	S			M										
CO5			M	M										
CO6	S				M									

### Course Assessment methods:

<b>Direct</b>	<b>Indirect</b>
1. Continuous Assessment Test I,II 2. Assignment: Group Presentation, Project report, Poster preparation, Prototype or Product Demonstration etc. (as applicable) 3. End Semester Examination	1.Course end survey

  
 Signature of BOS chairman, MCE



<b>INTRODUCTION</b>	<b>12Hours</b>
Open loop and closed loop systems - Examples - Elements of closed loop systems - Transfer function of elements - Modeling of physical systems - Mechanical systems - Translational and Rotational systems - Electrical networks - Block diagram – Signal flow graph - Mason's gain formula. Transfer function - Transfer function of DC servomotor, AC servomotor.	
<b>TIME DOMAIN ANALYSIS</b>	<b>12Hours</b>
Standard Test signals – Time response of second order system - Time domain response Performance criteria - Types of systems - Steady state error constants - Generalized error series.	
<b>FREQUENCY RESPONSE OF SYSTEMS</b>	<b>12Hours</b>
Frequency domain specifications - correlation between time and frequency response for second order systems-Bode plots- Polar Plot -Assessment of stability - Gain Margin and phase Margin Assessment – Lead, lag and Lead lag compensation using Bode Plot. <b>Tutorials:</b> Bode plot and polar plot using MATLAB.	
<b>STABILITY OF CONTROL SYSTEMS</b>	<b>12Hours</b>
Characteristic equation - Routh Hurwitz criterion of stability - Nyquist stability - Nyquist stability criterion-Assessmentofrelativestability–GainandPhaseMargin.RootLocusconcept-RootLocus procedure - Root Locus construction - Root contours- <b>Tutorials:</b> Stability analysis of higher order systems using MATLAB	
<b>AUTOMATIC CONTROL</b>	<b>12Hours</b>
Introduction to Automatic Control -P-I-D Control - PID Control Tuning - Feed forward Control Ratio Control - Time Delay Systems and Inverse Response Systems using MATLAB tool.	
<b>Theory:60 Hrs Total Hours: 60</b>	
<b>REFERENCES:</b>	
1. Nagrath I J. and Gopal M., “Control Systems Engineering”, 5 <sup>th</sup> edition, Prentice Hall of India, New Delhi, 2009.	
2. Katsuhiko Ogata, “Modern Control Engineering”, 5 <sup>th</sup> edition, Prentice Hall India, 2011.	
3. R.C Dorf and R.H. Bishop, “Modern Control systems”, 12 <sup>th</sup> edition, Pearson India, 2014.	
4. Curtis D Johnson, “Process control Instrumentation technology”, Prentice Hall India, 2013.	
5. Singh S K., “Computer aided process control”, Prentice Hall India, 2004.	

  
 Signature of BOS chairman, MCE

U18MCT5105	<b>DESIGN OF MACHINE ELEMENTS</b>	<b>L</b>	<b>T</b>	<b>P</b>	<b>J</b>	<b>C</b>
		<b>3</b>	<b>1</b>	<b>0</b>	<b>0</b>	<b>4</b>

### Course Outcomes

After successful completion of this course, the students should be able to		
<b>CO1</b>	Recognize the design process and the factors influencing it and design the	<b>K3</b>
<b>CO2</b>	Apply the basic concepts of design to Estimate the life of the components	<b>K3</b>
<b>CO3</b>	Design the circular shafts based on strength and rigidity, keys and couplings for power transmitting elements	<b>K3</b>
<b>CO4</b>	Apply the basics of power transmission to select the belts	<b>K3</b>
<b>CO5</b>	Design the welded joints, threaded joints and springs subjected to static and	<b>K3</b>
<b>CO6</b>	Select the rolling contact bearings for static and cyclic loads	<b>K3</b>

### Pre-requisite

<b>CO/PO Mapping</b>														
(S/M/W indicates strength of correlation)      S-Strong, M-Medium, W-Weak														
COs	Programme Outcomes(POs)													
	PO1	PO2	PO3	PO4	PO5	PO6	PO7	PO8	PO9	PO10	PO11	PO12	PSO1	PSO2
CO1	S		M		M								M	W
CO2	S				M								M	
CO3	S												M	
CO4	M												W	
CO5	S												M	
CO6	M												W	

### Course Assessment methods:

Direct	Indirect
<ol style="list-style-type: none"> <li>Continuous Assessment Test I,II</li> <li>Assignment: Group Presentation, Project report, Poster preparation, Prototype or Product Demonstration etc. (as applicable)</li> <li>End Semester Examination</li> </ol>	1.Course end survey

  
 Signature of BOS chairman, MCE

<b>DESIGN PROCESS AND DESIGN FOR STATIC LOAD</b>	<b>9 Hours</b>
Machine Design – Design Process – Factors influencing design – Calculation of stresses for various load combinations - theories of failure – Factor of safety – Design of curved beams – Crane hook and ‘C’ frame – Design of levers	
<b>DESIGN OF FLUCTUATING LOAD</b>	<b>8 Hours</b>
Stress concentration – causes & remedies – fluctuating stresses – fatigue failures – S-N curve – endurance limit – notch sensitivity – endurance strength modifying factors – design for finite and infinite life – cumulative damage in fatigue failure – Soderberg, Gerber, Goodman, Modified Goodman diagrams – Fatigue design of components under combined stresses	
<b>DESIGN OF POWER TRANSMITTING ELEMENTS</b>	<b>8 Hours</b>
Shaft design on the basis of strength, torsional rigidity and lateral rigidity and A.S.M.E. code – Design of keys and splines – Design of flange coupling and flexible bushed pin coupling – Belt drives: Selection of Flat belts, V-belts and ribbed belts.	
<b>DESIGN OF JOINTS AND SPRINGS</b>	<b>10 Hours</b>
Threaded fasteners – Bolts of uniform strength – Bolts under tension – Eccentrically loaded bolted joints Welded joints – Welding symbols – Stresses in butt and fillet welds, Design of Welded Joints for static loads – Axially loaded unsymmetrical welded joints, Eccentric load in the plane of welds – theory of bonded joints <b>Design of springs</b> Types – applications and materials for springs – Stress and deflection equations for helical compression springs – Style of ends – Design of helical compression and tension springs – Springs in series and parallel – Introduction to Concentric helical springs, Helical torsion Spring, Multi-leaf springs – Surge in springs	
<b>ROLLING CONTACT AND SLIDING CONTACT BEARINGS</b>	<b>10 Hours</b>
Types of rolling contact Bearings – Static and dynamic load carrying capacities, Stribeck’s Equation, Equivalent bearing load – Load-life relationship – Selection of rolling contact bearings – Design for cyclic loads and speed – mounting of bearings – Types of failure in rolling contact bearings – causes and remedies.	
<b>Theory:45 Hrs</b>	<b>Total Hours:45</b>
<b>REFERENCES:</b>	
1. Bhandari V B., “Design of Machine Elements”, 5th edition, Tata McGraw Hill Publication Co. Ltd., 2020.	
2. Shigley J E. and Mischke C R., “Mechanical Engineering Design”, 11th edition, McGraw Hill International, 2020.	
3. Prabhu T J, “Fundamentals of Machine Design”, Bharat Institute of Science and Technology, 2010.	
4. Alfred Hall, Alfred Holowenko, Herman Laughlin and Somani S, “Machine design”, Tata McGraw Hill, 2007.	

  
 Signature of BOS chairman, MCE

<b>U18INI5600</b>	<b>ENGINEERING CLINIC - V</b>	<b>L</b>	<b>T</b>	<b>P</b>	<b>J</b>	<b>C</b>
		<b>0</b>	<b>0</b>	<b>4</b>	<b>2</b>	<b>3</b>

### Course objectives

- To help the students look into the functioning of simple to complex devices and systems
- To enable the students to design and build simple systems on their own
- To help experiment with innovative ideas in design and teamwork
- To create an engaging and challenging environment in the engineering lab

### Course Outcomes

**After successful completion of this course, the students should be able to**

**CO1:** Identify a practical problem and find a solution

**CO2:** Understand the project management techniques

**CO3:** Demonstrate their technical report writing and presentation skills

### Pre-requisite

Nil

### CO/PO Mapping

(S/M/W indicates strength of correlation) S-Strong, M-Medium, W-Weak

COs	Programme Outcomes(POs)													
	PO1	PO2	PO3	PO4	PO5	PO6	PO7	PO8	PO9	PO10	PO11	PO12	PSO1	PSO2
<b>CO1</b>	S	S	S	S	S	M	W		S			S	S	M
<b>CO2</b>											S		S	M
<b>CO3</b>										S			S	M

### Course Assessment methods:

<b>DIRECT</b>	<b>INDIRECT</b>
1. Project reviews 50% 2. Workbook report 10% 3. Demonstration & Viva-voce 40%	1. Course Exit Survey

### Content:

The course will offer the students with an opportunity to gain a basic understanding of computer controlled electronic devices and apply the concepts to design and build simple to complex devices. As a practical project based embedded course, the students will be taught the concepts using a variety of reference material available in the public domain. While the course will start with formal instruction on hardware, programming and applications, the major portion of the course will provide the students with ample opportunity to be innovative in designing and building a range of products from toys to robots and flying machines.

In the fifth semester, students will focus primarily on design project combining concepts learnt in Engineering clinics I and II

  
 Signature of BOS chairman, MCE

**GUIDELINES:**

1. Practical based learning carrying credits.
2. Multi-disciplinary/ Multi-focus group of 5-6 students.
3. Groups can select to work on a specific tasks, or projects related to real worldproblems.
4. Each group has a faculty coordinator/Instructor who will guide/evaluate the overall group aswell as individual students.
5. The students have to display their model in the 'Engineering Clinics Expo' at the end ofsemester.
6. The progress of the course is evaluated based on reviews and final demonstration ofprototype.

**Total Hours: 90**

Signature of BOS chairman, MCE

<b>U18VEP5505</b>	<b>SOCIAL VALUES</b> (Mandatory)	<b>L</b>	<b>T</b>	<b>P</b>	<b>J</b>	<b>C</b>
		<b>0</b>	<b>0</b>	<b>2</b>	<b>0</b>	<b>0</b>

### Course Outcomes

**After successful completion of this course, the students should be able to**

<b>CO1:</b>	Understand the transformation from self to society
<b>CO2:</b>	Acquire knowledge about disparity among Human Beings
<b>CO3:</b>	Realize the new ethics in creating a more sustainable Society
<b>CO4:</b>	Develop skills to manage challenges in social issues
<b>CO5:</b>	Acquire the skills for Management of Social work & Holistic Society
<b>CO6:</b>	Validate the social liabilities at dissimilar situations

### Pre-requisite

1. U17VEP1501 / PERSONALVALUES
2. U17VEP2502 / INTERPERSONALVALUES
3. U17VEP3503 / FAMILY VALUES
4. U17VEP4504 / PROFESSIONALVALUES


### CO/PO Mapping

(S/M/W indicates strength of correlation) S-Strong, M-Medium, W-Weak

COs	Programme Outcomes(POs)													
	PO1	PO2	PO3	PO4	PO5	PO6	PO7	PO8	PO9	PO10	PO11	PO12	PSO1	PSO2
<b>CO1</b>						S								
<b>CO2</b>							S							
<b>CO3</b>								M						
<b>CO4</b>											S			
<b>CO5</b>												S		
<b>CO6</b>									M					

### Course Assessment methods:

<b>DIRECT</b>	<b>INDIRECT</b>
1. Group Activity / Individual performance and assignment 2. Assessment on Value work sheet /Test	1. Mini project on values / Goodwill Recognition

  
 Signature of BOS chairman, MCE

### VALUES THROUGH PRACTICAL ACTIVITIES:

- 1. Self and Society:** Relation between self and society – Different forms of society - Elements of Social structures – Realization of Duties and Responsibilities of Individual in the Society
- 2. Social Values:** Tolerance – Responsibility – Sacrifice – Sympathy - Service – peace- nonviolence - right conduct- Unity – forgive – dedication –Honest
- 3. Social issues: Disparity** among Human beings- Poverty-Sanitation -corruption- un employment- superstition – religious intolerance & castes –terrorism.
- 4. Emerging Ethics for Sustainable Society:** Unison of Men in Society - Positive Social Ethics - Cause and Effect - Ensuring an Equitable Society- Effect of Social Media in society - development of Education and Science in the Society
- 5. Social Welfare:** Social welfare Organization- Programme by Government and NGO's- Benefits of Social Service - Balancing the Family and Social Life – Development of Holistic Society

### Workshop mode

### REFERENCES

1. SOCIAL PROBLEMS IN INDIA - ForumIAS.com – PDF  
[discuss.forumias.com/uploads/Fileupload/.../711b18f321d406be9c79980b179932.pd...](http://discuss.forumias.com/uploads/Fileupload/.../711b18f321d406be9c79980b179932.pd...)
2. INVESTING IN CULTURAL DIVERSITY AND INTERCULTURAL DIALOGUE: UNESCO ...  
[www.un.org/en/events/culturaldiversityday/pdf/Investing\\_in\\_cultural\\_diversity.pdf](http://www.un.org/en/events/culturaldiversityday/pdf/Investing_in_cultural_diversity.pdf)
3. INDIAN SOCIETY AND SOCIAL CHANGE - University of Calicut  
[www.universityofcalicut.info/SDE/BA\\_sociology\\_indian\\_society.pdf](http://www.universityofcalicut.info/SDE/BA_sociology_indian_society.pdf)
4. CULTURE, SOCIETY AND THE MEDIA - E- class  
[www.eclass.uoa.gr/.../MEDIA164/.../%5BTony\\_Bennett,\\_James\\_Curran,\\_Michael\\_G](http://www.eclass.uoa.gr/.../MEDIA164/.../%5BTony_Bennett,_James_Curran,_Michael_G)
5. SOCIAL WELFARE ADMINISTRATION - IGNOU [www.ignou.ac.in/upload/Bswe-003%20Block-2-UNIT-6-small%20size.pdf](http://www.ignou.ac.in/upload/Bswe-003%20Block-2-UNIT-6-small%20size.pdf)

  
Signature of BOS chairman, MCE

# SEMESTER VI

  
Signature of BOS chairman, MCE



<b>U18MCI6201</b>	<b>COMPUTER AIDED MANUFACTURING</b>	<b>L</b>	<b>T</b>	<b>P</b>	<b>J</b>	<b>C</b>
		<b>3</b>	<b>0</b>	<b>2</b>	<b>0</b>	<b>4</b>

### Course Outcomes

**After successful completion of this course, the students should be able to**

<b>CO1:</b>	Describe the fundamentals of Computer Aided Design.	K2
<b>CO2:</b>	Describe the basic and constructional features of CNC machines.	K2
<b>CO3:</b>	Develop a CNC part programming for the basic turning and milling operation.	K3
<b>CO4:</b>	Explain the importance of group technology and computer aided process plan.	K2
<b>CO5:</b>	Generate CNC part program for a given components.	K3
<b>CO6:</b>	Draft, model and assemble a given dimensional engineering components.	K3

### Pre-requisite

- U17MCT2001 – Manufacturing Technology

### CO/PO Mapping

(S/M/W indicates strength of correlation) S-Strong, M-Medium, W-Weak

COs	Programme Outcomes(POs)													
	PO1	PO2	PO3	PO4	PO5	PO6	PO7	PO8	PO9	PO10	PO11	PO12	PSO1	PSO2
<b>CO1</b>	S									W				
<b>CO2</b>	M												W	
<b>CO3</b>	M	M	M		M								M	
<b>CO4</b>	M		W											
<b>CO5</b>	M				S									
<b>CO6</b>	S				S					M			S	

### Course Assessment methods:

<b>DIRECT</b>	<b>INDIRECT</b>
1. Internal Test I 2. Internal Test II 3. End semester Examination 4. Assignment	1.Course end survey

### FUNDAMENTALS OF COMPUTER GRAPHICS


**9 Hours**

Product Cycle- Design Process- Sequential And Concurrent Engineering- Computer Aided Design – CAD System Architecture- Computer Graphics – Co-Ordinate Systems- 2D And 3D Transformations- Homogeneous Coordinates – Line Drawing -Clipping- Viewing Transformation

### INTRODUCTION TO CNC

**8 Hours**

History - Classification, Introduction to NC machine - Introduction to Computer Numerical Control, Features of CNC Machines - Different types of CNC machines – Advantages and disadvantages of CNC machines DNC and Adaptive control - Maintenance features of CNC Machines.

  
 Signature of BOS chairman, MCE

<b>COMPONENTS OF CNC MACHINES AND TOOLING</b>	<b>10 Hours</b>
Description of CNC components: Structure, Drive Mechanism, gearbox, Main drive, feed drive, Spindle Motors, Axes motors-Spindle bearing-Slideways-Recirculating ballscrews-Backlash measurement and compensation, linear motion guide ways - Tool magazines, ATC, APC, Chip conveyors - Types of measuring systems in CNC machines -Magnetic Sensors for Spindle Orientation. Qualified and pre-set tooling – Principles of location – Principles of clamping – Work holding devices. Retrofitting of Conventional Machine Tools.	
<b>CNC PART PROGRAMMING AND MAINTENANCE</b>	<b>11 Hours</b>
Part Program Terminology- G and M Codes – Types of interpolation Methods of CNC part programming–Manual part programming: Fixed cycle, canned cycle–Computer Assisted part programming – APT language – CNC part programming using CAD/CAM-Introduction to Computer Automated Part Programming. Factors influencing selection of CNC Machines - Practical aspects of introducing CNC machines in industries.	
<b>Group Technology and CAPP</b>	<b>7 Hours</b>
Introduction, part families, part classification and coding systems: OPITZ, PFA, Benefits of group technology. Approaches to Process Planning, Different CAPP system, application and benefits. Flexible Manufacturing System(FMS) – Components – Layout.	
<b>Theory:45 Hrs</b>	<b>Practicals:30 Hrs</b>
<b>Total Hours: 75</b>	
<b>REFERENCES</b>	
1. Radhakrishnan P., “Computer Numerical Control Machines”, New Central Book Agency, 2013.	
2. Groover M P., “Automation, Production Systems and Computer Integrated Manufacturing”, Prentice Hall, 2007.	
3. YoremKoren, “Computer Control of Manufacturing Systems”, Pitman, London, 2017.	
4. Chris McMahan and Jimmie Browne “CAD/CAM Principles”, "Practice and Manufacturing management “ Second Edition, Pearson Education, 1999	
5. Ibrahim Zeid, Sivasubramanian R, “CAD/CAM: Theory & Practice” 2 <sup>nd</sup> edition, McGraw Hill, Singapore, 2009.	
<b>LIST OF EXPERIMENTS:</b>	
1. Drafting	
2. Modeling	
3. Assembly	
4. Part Programming - CNC Turning Centre	
i) Step and Taper Turning	
ii) Thread cutting	
iii) Drilling	
5. Part Programming - CNC Milling Centre	
i) Contouring	
ii) Drilling	
iii) Pocketing	

  
 Signature of BOS chairman, MCE

<b>U18MCI6202</b>	<b>ROBOTICS ENGINEERING</b>	<b>L</b>	<b>T</b>	<b>P</b>	<b>J</b>	<b>C</b>
		<b>3</b>	<b>0</b>	<b>2</b>	<b>0</b>	<b>4</b>

### Course Outcomes

<b>After successful completion of this course, the students should be able to</b>		
<b>CO1:</b>	Explain the robotic terminologies for various configurations	<b>K2</b>
<b>CO2:</b>	Select an appropriate gripper for a given application and use a gripper for pick and place application	<b>K3</b>
<b>CO3:</b>	Calculate the forward kinematics, inverse kinematics and Jacobian for a serial robot	<b>K3</b>
<b>CO4:</b>	Apply Lagrangian and Newton-Euler methods to analyze dynamic characteristics of a robot	<b>K3</b>
<b>CO5:</b>	Describe various robot motion planning algorithm and robot interfaces	<b>K2</b>
<b>CO6:</b>	Explain and practice various programming techniques used in industrial robots	<b>K3</b>

### Pre-requisite

Nil

<b>CO/PO Mapping</b>														
<b>(S/M/W indicates strength of correlation) S – Strong, M – Medium, W –Weak</b>														
<b>Cos</b>	<b>Programme Outcomes (PO's)</b>													
	PO1	PO2	PO3	PO4	PO5	PO6	PO7	PO8	PO9	PO10	PO11	PO12	PSO1	PSO2
CO1	S													
CO2	S			W					M	M			M	M
CO3	S	M	M		M				M	M			M	M
CO4	S	M	M										M	M
CO5	M													W
CO6					S				M	M			M	M

### Course Assessment methods:

<b>Direct</b>	<b>Indirect</b>
1. Continuous Assessment Test I,II 2. Assignment: Group Presentation, Project report, Poster preparation, Prototype or Product Demonstration etc. (as applicable) 3. End Semester Examination	1.Course end survey

<b>INTRODUCTION</b>	<b>6 Hours</b>
Brief History, Types of robots, Overview of robot subsystems, resolution, repeatability and accuracy, Degrees of freedom of robots, Robot configurations and concept of workspace, Mechanisms and transmission - Applications.	
<b>KINEMATICS OF ROBOTS</b>	<b>9 Hours</b>
Introduction - Matrix Representation - Homogeneous transformation matrices – Forward and Inverse kinematics Equations: Position and Orientation -Denavit- Hardenberg Representation of forward kinematics equations of robots- Degeneracy and Dexterity.	
<b>DYNAMICS OF ROBOTS</b>	<b>11 Hours</b>

  
 Signature of BOS chairman, MCE

Introduction- Differential motions of a frame – Jacobian – Singularities – Lagrangian and Newton-Euler formulations – Basics of Trajectory Planning..		
<b>ROBOT MOTION PLANNING AND ROBOT INTERFACES</b>	<b>5 Hours</b>	
Robot Motion Planning: Cartesian Space vs Configuration space, Introduction to motion planning algorithms. Robot interfaces: Low level interfaces, IO digital signals, Fieldbuses – Data protocols and connections		
<b>END EFFECTORS</b>	<b>4 Hours</b>	
End effectors and Different types of grippers, vacuum and other methods of gripping - Grippers force analysis-Gripper Design-Simple problems		
<b>ROBOT PROGRAMMING</b>	<b>10 Hours</b>	
Robot programming: Introduction; On-line programming: Manual input, lead through programming, teach pendant programming; Off-line programming languages – Simulation. Introduction to Robotic operating System (ROS) – Visualization using RViz, Moving the robot in Gazebo, Manipulation with MoveIt, - Simulation.		
<b>Theory:45 Hrs.</b>	<b>Practical:30Hrs</b>	<b>Total Hours:75</b>
<b>REFERENCES:</b>		
1. Saeed B Niku, 'Introduction to Robotics', 2 <sup>nd</sup> edition, Prentice Hall of India,2011.		
2. Mikell P Groover, "Industrial Robots - Technology, Programming and Applications", McGraw Hill, New York, 2008.		
3. Norberto Pires, 'Industrial Robots programming: Building Applications for the Factories of the Future', 1 <sup>st</sup> edition, Springer,2012		
4. Nagrath and Mittal, "Robotics and Control", Tata McGraw-Hill,2003.		
5. Spong and Vidhya sagar, "Robot Dynamics and Control", John Wiley and sons,2008.		
6. Fu K S, Gonzalez R C, Lee C S G, "Robotics, control, sensing, Vision and Intelligence", McGraw Hill International,1987		
7. Steve LaValle, "Planning Algorithms", Cambridge Univ. Press, New York,2006.		
8. Howie Choset, Kevin Lynch, Seth Hutchinson, George Kantor, Wolfram Burgard, Lydia Kavraki and Sebastian Thurn, "Principles of Robot Motion: Theory, Algorithms, and Implementations", Prentice Hall of India,2005.		
9. Anil Mahtani, Luis Sanchez, Enrique Fernandez, Aaron Martinez, 'Effective Robotics Programming with ROS', 3 <sup>rd</sup> Edition, Packt,2016.		
<b>LIST OF EXPERIMENT:</b>		
1. Study of different type of robotics simulation software		
2. Modeling forward and inverse kinematics for robotic arm using Mathematical Software		
3. Offline programming of an Industrial robot using a Robotics simulation Software		
4. Setup and program a robot with object profile tracking using a Robotics simulation Software		
5. Develop a trajectory planning for a robot using a simulation software.		
6. Setup and program an Industrial Robot with a pneumatic vacuum gripper for a simple pick and place operation		
7. Writing and verifying a Program for point to point operations		
8. Robot programming and simulation for Shape identification		
9. Setup and Program a robot to avoid obstacles		
10. Robot Simulation using Robot Operating System (ROS) and Gazebo		

  
 Signature of BOS chairman, MCE

<b>U18MCI6203</b>	<b>MICROCONTROLLER AND EMBEDDED SYSTEMS</b>	<b>L</b>	<b>T</b>	<b>P</b>	<b>J</b>	<b>C</b>
		<b>3</b>	<b>0</b>	<b>2</b>	<b>0</b>	<b>3</b>

### Course Outcomes

<b>After successful completion of this course, the students should be able to</b>		
<b>CO1:</b>	Compare various cores of embedded systems	K2
<b>CO2:</b>	Brief the architecture, instruction set and interrupts of microcontroller	K3
<b>CO3:</b>	Describe the features of ARM Cortex-M4 controller	K2
<b>CO4:</b>	Interface the peripherals of ARM Cortex-M4 controller	K3
<b>CO5:</b>	Develop embedded systems through hardware and software integration	K3
<b>CO6:</b>	Explain the concepts of real time operating systems	K2

### Pre-requisite

1. U17MCT4103- Digital Electronics and Microprocessor

<b>CO/PO Mapping</b>														
(S/M/W indicates strength of correlation) S-Strong, M-Medium, W-Weak														
Programme Outcomes(Pos)														
<b>Cos</b>	PO1	PO2	PO3	PO4	PO5	PO6	PO7	PO8	PO9	PO10	PO11	PO12	PSO1	PSO2
CO1	M		M										M	M
CO2	M		S	M	S								S	S
CO3	W		M										M	M
CO4	M		S		S								S	S
CO5	W	M	S		S								S	S
CO6	S	S	M	M									M	M

### Course Assessment methods:

<b>Direct</b>	<b>Indirect</b>
1. Continuous Assessment Test I,II 2. Assignment; Group Presentation, Project report, Poster preparation, Prototype or Product Demonstration etc. (as applicable) 3. End Semester Examination	1.Course end survey


<b>INTRODUCTION TO EMBEDDED SYSTEMS</b>	<b>3 Hours</b>
Embedded system overview and applications, features - Brief introduction to embedded microcontroller cores: CISC, RISC, ARM and DSP.	
<b>THE MICROCONTROLLER ARCHITECTURE</b>	<b>9 Hours</b>
Introduction to 8051 Microcontroller: Architecture, Pin configuration, Memory organization, Input /Output Ports, Counter and Timers, Serial communication and Interrupts, Instruction set,	

  
 Signature of BOS chairman, MCE

Addressing modes, Simple programming	
<b>INTRODUCTION TO TIVA ARM CORTEX M4</b>	<b>9 Hours</b>
Key Features – Functional Block Diagram - Pin Configuration –I/O pin multiplexing, pull up/down registers, GPIO control, Memory Mapped Peripherals, programming System registers, Watchdog Timer, need of low power for embedded systems, System Clocks and control, Hibernation Module on Tiva, Active vs Standby current consumption. Introduction to Interrupts, Interrupt vector table, interrupt programming.	
<b>PERIPHERALS OF TIVA ARM CORTEX</b>	<b>9 Hours</b>
Timer, Basic Timer, Real Time Clock (RTC), Timing generation and measurements, Analog interfacing and data acquisition: ADC, Analog Comparators, DMA, Motion Control Peripherals: PWM Module & Quadrature Encoder Interface (QEI)	
<b>HARDWARE/SOFTWARE INTEGRATION:</b>	<b>6 Hours</b>
Host and Target Machines. Getting Embedded Software into Target System: Programmers, Display, Keyboard, Relay, Stepper and DC Motor Interfacing	
<b>REAL TIME OPERATING SYSTEMS</b>	<b>9 Hours</b>
Survey of Software Architectures, Tasks and Task States, Tasks and Data, Semaphores and Shared Data, Message Queues, Mailboxes and Pipes, Timer functions, Events, Memory Management and Interrupt Routines in RTOS Environment. Study of embedded product design with real time concepts using RTOS.	
<b>Theory: 45 Hrs Practicals: 30 Hrs. Total Hours: 75</b>	
<b>REFERENCES:</b>	
1. Kenneth J Ayala and Dhananjay V Gadre, “The 8051 Microcontroller & Embedded Systems using Assembly and C” Cengage Learning (India edition), 2010	
2. Jonathan W Valvano, “Introduction to Arm Cortex -M Microcontrollers”, 2012.	
3. Steve Furber, “ARM System-on-Chip Architecture”, Pearson Education, 2009.	
4. David E Simon, “An Embedded Software Primer”, Pearson Education Asia, New Delhi, 2009	
5. Rajkamal,” Embedded Systems: Architecture, Programming and Design”, Tata McGraw-Hill, New Delhi, 2017	
6. Mazidi M A, Mazidi J G. and McKinlay R D., “The 8051 Microcontroller & Embedded	
7. systems”, 2 <sup>nd</sup> Edition, Pearson, 2011	
8. Shibu K V., “Introduction to Embedded Systems” McGraw Hill, 2016.	
9. Andrew N Sloss, Dominic Symes and Chris Wright, “ARM system developer’s guide”, Elsevier, 2010.	
<b>List of Experiments</b>	
<b>8051 Assembly language program &amp; interfacing</b>	
1. Basic programming using 8051 ALP (addition, subtraction, multiplication, ascending, descending etc.)	
2. 8051 peripheral programming (ADC, counter, timer, interrupts etc.)	
3. Motor control using 8051(DC motor and stepper motor)	
4. Build and test circuits with switches, LEDs, resistors, potentiometers, and liquid crystal displays	
5. Synchronizing hardware and software input/output with switches, lights, sound, sensors, motors, and liquid crystal displays	
6. Implementation of combination lock with Capsense	

  
 Signature of BOS chairman, MCE

7. Motor control using PWM
8. Development of hypothetical Switch Protocol using GPIO and timer using ARM7 and PSoC using embedded C.
9. Utilization of capacitive sensing (CapSense) module of PSoC board for simple applications



Signature of BOS chairman, MCE

<b>U18VEP6506</b>	<b>NATIONALVALUES</b> (Mandatory)	<b>L</b>	<b>T</b>	<b>P</b>	<b>J</b>	<b>C</b>
		<b>0</b>	<b>0</b>	<b>2</b>	<b>0</b>	<b>0</b>

### Course Outcomes

**After successful completion of this course, the students should be able to**

<b>CO1:</b>	Acquire knowledge on the Essence of Indian Knowledge Tradition
<b>CO2:</b>	Know the great Indian personalities and follow their trail
<b>CO3:</b>	Understand the specialty of democracy
<b>CO4:</b>	Disseminate our Nation and its values to propagate peace
<b>CO5:</b>	Contribute with their energy and effort for a prosperous India
<b>CO6:</b>	Propagate the youth and the contribution for development of our Nation

### Pre-requisite

1. U17VEP1501 / PERSONALVALUES
2. U17VEP2502 / INTERPERSONALVALUES
3. U17VEP3503 / FAMILY VALUES
4. U17VEP4504 / PROFESSIONALVALUES
5. U17VEP5505 / SOCIALVALUES


### CO/PO Mapping

(S/M/W indicates strength of correlation) S-Strong, M-Medium, W-Weak

Cos	Programme Outcomes(POs)													
	PO1	PO2	PO3	PO4	PO5	PO6	PO7	PO8	PO9	PO10	PO11	PO12	PSO1	PSO2
<b>CO1</b>						S								
<b>CO2</b>									M					
<b>CO3</b>							M							
<b>CO4</b>								S						
<b>CO5</b>											S			
<b>CO6</b>												M		

### Course Assessment methods:

<b>DIRECT</b>	<b>INDIRECT</b>
1. Group Activity / Individual performance and assignment 2. Assessment on Value work sheet / Test	1. Mini project on values / Goodwill Recognition

  
 Signature of BOS chairman, MCE



## VALUES THROUGH PRACTICAL ACTIVITIES:

1. Essence of Indian Knowledge Tradition:  
Basic structure of Indian Knowledge System - Modern Science and Indian Knowledge System - Yoga and Holistic Health care - Case studies - Philosophical Tradition - Indian Linguistic Tradition - Indian Artistic Tradition.
2. Great Indian Leaders : Ancient rulers - Freedom fighters - Social reformers -Religious and Spiritual leaders - Noble laureates -Scientists –Statesman.
3. Largest Democracy : Socialist -Secular - Democratic and Republic – special features of Indian constitution – Three pillar of Indian democracy - Fundamental rights – Duties of a citizen – centre state relationship.
4. India’s Contribution to World peace : Nonaligned Nation – Principle of Pancha Sheela – Mutual respect, non-aggression, non-interference, Equality and cooperation – Role of India in UNO -Yoga India’s gift to theworld.
5. Emerging India : World’s largest young work force - Stable Economic development - Labor market & Achievement in space technology – Value based Social structure. Emerging economic superpower.

### Workshop mode

## REFERENCES

1. KNOWLEDGE TRADITIONS AND PRACTICES OF INDIA, CBSEPublication  
[cbseacademic.nic.in/web\\_material/Circulars/2012/68\\_KTPI/Module\\_6\\_2.pdf](http://cbseacademic.nic.in/web_material/Circulars/2012/68_KTPI/Module_6_2.pdf)
2. CULTURAL HERITAGE OF INDIA - SCERT Kerala  
[www.scert.kerala.gov.in/images/2014/HSC.../35\\_Gandhian\\_Studies\\_unit-01.pdf](http://www.scert.kerala.gov.in/images/2014/HSC.../35_Gandhian_Studies_unit-01.pdf)
3. LEARNING TO DO: VALUES FOR LEARNING AND WORKING TOGETHER –UNESCO  
[www.unesdoc.unesco.org/images/0014/001480/148021e.pdf](http://www.unesdoc.unesco.org/images/0014/001480/148021e.pdf)
4. INDIA AFTER GANDHI.pdf - Ramachandra Guha - University of Warwick  
[www2.warwick.ac.uk/fac/arts/history/students/modules/hi297/.../week1.pdf](http://www2.warwick.ac.uk/fac/arts/history/students/modules/hi297/.../week1.pdf)
5. INDIA'S CONTRIBUTION TO THE REST OF THE WORLD -You Sigma  
[www.yousigma.com/interesting\\_facts/indiasgifttotheworld.pdf](http://www.yousigma.com/interesting_facts/indiasgifttotheworld.pdf)
6. INDIA AS AN EMERGING POWER - International Studies Association  
[web.isanet.org/Web/Conferences/.../11353cac-9e9b-434f-a25b-a2b51dc4af78.pdf](http://web.isanet.org/Web/Conferences/.../11353cac-9e9b-434f-a25b-a2b51dc4af78.pdf)

  
Signature of BOS chairman, MCE

<b>U18INT6000</b>	<b>CONSTITUTION OF INDIA</b>  (Mandatory course)	<b>L</b>	<b>T</b>	<b>P</b>	<b>J</b>	<b>C</b>
		<b>2</b>	<b>0</b>	<b>0</b>	<b>0</b>	<b>0</b>

### Course Outcomes

<b>After successful completion of this course, the students should be able to</b>	
<b>CO1:</b>	Gain Knowledge about the Constitutional Law of India
<b>CO2:</b>	Understand the Fundamental Rights and Duties of a citizen
<b>CO3:</b>	Apply the concept of Federal structure of Indian Government
<b>CO4:</b>	Analyze the Amendments and Emergency provisions in the Constitution
<b>CO5:</b>	Develop a holistic approach in their life as a Citizen of India

### Pre-requisite

Nil


<b>CO/PO Mapping</b>														
(S/M/W indicates strength of correlation) S-Strong, M-Medium, W-Weak														
<b>COs</b>	<b>Programme Outcomes(POs)</b>													
	PO1	PO2	PO3	PO4	PO5	PO6	PO7	PO8	PO9	PO10	PO11	PO12	PSO1	PSO2
<b>CO1</b>						M			W			S		
<b>CO2</b>						S		S				M		
<b>CO3</b>									M	S		W		
<b>CO4</b>								W	M			M		
<b>CO5</b>						M		M				S		
<b>CO6</b>														

### Course Assessment methods:

<b>DIRECT</b>	<b>INDIRECT</b>
1. Group Activity / Quiz/ Debate / Case studies 2. Class test /Assignment	1. Surveys

### THEORY COMPONENT CONTENTS


<b>MODULE.1: INTRODUCTION TO INDIAN CONSTITUTION</b>	<b>4 Hours</b>
Meaning of the constitution law and constitutionalism - Historical perspective of the Constitution - Salient features and characteristics of the Constitution of India	
<b>MODULE.2: FUNDAMENTAL RIGHTS</b>	<b>8 Hours</b>
Scheme of the fundamental rights - Right to Equality - Fundamental Right under Article 19 - Scope of the Right to Life and Liberty - Fundamental Duties and its legal status - Directive Principles of State Policy – Its importance and implementation	
<b>MODULE.3: FEDERAL STRUCTURE</b>	<b>8 Hours</b>
Federal structure and distribution of legislative and financial powers between the Union and the States - Parliamentary Form of Government in India - The constitutional powers and status of the President of India	
<b>MODULE.4: AMENDMENT TO CONSTITUTION</b>	<b>6 Hours</b>
Amendment of the Constitutional Powers and Procedure - The historical perspectives of the constitutional amendments in India	

  
 Signature of BOS chairman, MCE

<b>MODULE.5: EMERGENCY PROVISIONS</b>	<b>4 Hours</b>
National Emergency, President Rule, Financial Emergency Local Self Government – Constitutional Scheme in India	
<b>Theory:30</b>	<b>Tutorial:0</b>
<b>Practical:0</b>	<b>Project:0</b>
<b>Total:30</b>	
<b>Hours</b>	
<b>REFERENCES:</b>	
1. Constitution of India - Ministry of Law & Justice – PDF format <a href="http://awmin.nic.in/coi/coiason29july08.pdf">awmin.nic.in/coi/coiason29july08.pdf</a>	
2. Introduction to the Constitution of India by Durgadas Basu	
3. The Constitution of India – Google free material - <a href="http://www.constitution.org/cons/india/const.html">www.constitution.org/cons/india/const.html</a>	
4. Parliament of India – PDF format <a href="http://download.nos.org/srsec317newE/317EL11.pdf">download.nos.org/srsec317newE/317EL11.pdf</a>	
5. The Role of the President of India – By Prof. Balkrishna	
6. Local Government in India – E Book - Pradeep Sachdeva <a href="https://books.google.com/books/.../Local_Government_in_In...">https://books.google.com/books/.../Local_Government_in_In...</a>	

  
 Signature of BOS chairman, MCE

# SEMESTER VII

  
Signature of BOS chairman, MCE

<b>U18MBT7001</b>	<b>ENGINEERING ECONOMICS AND FINANCIAL MANAGEMENT</b>	<b>L</b>	<b>T</b>	<b>P</b>	<b>J</b>	<b>C</b>
		<b>3</b>	<b>0</b>	<b>0</b>	<b>0</b>	<b>3</b>

**Course Outcomes**

<b>After successful completion of this course, the students should be able to</b>		
<b>CO1:</b>	Evaluate the economic theories, Cost concepts and pricing policies	K2
<b>CO2:</b>	Analyze the market structures and integration concepts	K2
<b>CO3:</b>	Apply the concepts of national income and understand the functions of banks and concepts of globalization	K2
<b>CO4:</b>	Apply the concepts of financial management for project appraisal and working capital management	K2
<b>CO5:</b>	Understand accounting systems	K2
<b>CO6:</b>	Analyze financial statements using ratio analysis	K2

**Pre-requisite**

NIL

<b>CO/PO Mapping</b>														
<b>(S/M/W indicates strength of correlation) S – Strong, M – Medium, W –Weak</b>														
<b>Cos</b>	<b>Programme Outcomes (PO's)</b>													
	PO1	PO2	PO3	PO4	PO5	PO6	PO7	PO8	PO9	PO10	PO11	PO12	PSO1	PSO2
CO1		M				M					M		W	
CO2											M		W	
CO3				M		M					M			
CO4											S			
CO5						M					S			
CO6			M		M						S			

**Course Assessment methods:**

<b>Direct</b>	<b>Indirect</b>
1. Internal Test I 2. Internal Test II 3. Assignments 4. End Semester Exam	1.Course End Survey

**Course Content:**

<b>ECONOMICS, COST AND PRICING CONCEPTS</b>	<b>9 Hours</b>
Economic theories – Demand analysis – Determinants of demand – Demand forecasting – Supply – Actual Cost and opportunity Cost – Incremental Cost and sunk Cost – Fixed and variable Cost – Marginal Costing– Total Cost– Elements of Cost– Cost curves– Breakeven point and breakeven chart – Limitations of break even chart – Interpretation of break even chart – Contribution – P/V-ratio, profit-volume ratio or relationship – Price fixation – Pricing policies – Pricing methods.	

  
 Signature of BOS chairman, MCE

<b>CONCEPTS ON FIRMS AND MANUFACTURING PRACTICES</b>	<b>9 Hours</b>
Firm – Industry – Market – Market structure – Diversification – Vertical integration – Merger – Horizontal integration.	
<b>NATIONAL INCOME, MONEY AND BANKING, ECONOMIC ENVIRONMENT</b>	<b>9 Hours</b>
National income concepts – GNP – NNP – Methods of measuring national income – Inflation – Deflation – Kinds of money – Value of money – Functions of bank – Types of bank – Economic liberalization – Privatization – Globalization	
<b>CONCEPTS OF FINANCIAL MANAGEMENT</b>	<b>9 Hours</b>
Financial management – Scope – Objectives – Time value of money – Methods of appraising project profitability – Sources of finance – Working capital and management of working capital	
<b>ACCOUNTING SYSTEM, STATEMENT AND FINANCIAL ANALYSIS</b>	<b>9 Hours</b>
Accounting system – Systems of book-keeping – Journal – Ledger – Trail balance – Financial statements – Ratio analysis – Types of ratios – Significance – Limitations.	
<b>Theory:45hours</b>	<b>Tutorials:0hour</b>
<b>Total Hours: 45</b>	
<b>REFERENCES:</b>	
1. Prasanna Chandra, “Financial Management (Theory & Practice),“TMH	
2. Weston & Brigham, “Essentials of Managerial Finance”	
3. Pandey, I. M., “Financial Management”	
4. James C. Van Horne. Fundamentals of Financial Management	
5. Bhaskar S. “Engineering Economics and Financial Accounting”, (2003) Anuradha Agencies, Chennai	
6. James C. Van Horne Financial Management & Policy	
7. Management Accounting & Financial Management	
8. M. Y. Khan & P. K. Jain Management Accounting Principles & Practice -P. Saravanavel	
9. Ramachandra Aryasri. A., and Ramana Murthy V.V., ”Engineering Economics &Financial Accounting”-Tata McGraw Hill, New Delhi, 2006.	
10. Varshney R.L., and Maheshwari K.L.,” Managerial Economics” – Sultan Chand & Sons, New Delhi, 2001	
11. Samvelson and Nordhaus,” Economics”-Tata McGraw Hill, New Delhi, 2002	

  
 Signature of BOS chairman, MCE

<b>U18MCT7001</b>	<b>MOBILE ROBOTICS</b>	<b>L</b>	<b>T</b>	<b>P</b>	<b>J</b>	<b>C</b>
		<b>3</b>	<b>0</b>	<b>0</b>	<b>0</b>	<b>3</b>

### Course Outcomes

<b>After successful completion of this course, the students should be able to</b>	
<b>CO1:</b> Explain different types of mobile robot locomotion	K2
<b>CO2:</b> Apply mobile robot kinematics and constraints	K2
<b>CO3:</b> Choose sensors for the perception of mobile robots.	K2
<b>CO4:</b> Implement robot localization techniques	K3
<b>CO5:</b> Explain planning and navigation in robotics	K2
<b>CO6:</b> Apply obstacle avoidance techniques in mobile robots	K3

### Pre-requisite


Nil

<b>CO/PO Mapping</b>														
(S/M/W indicates strength of correlation) S-Strong, M-Medium, W-Weak														
<b>COs</b>	<b>Programme Outcomes(POs)</b>													
	PO1	PO2	PO3	PO4	PO5	PO6	PO7	PO8	PO9	PO10	PO11	PO12	PSO1	PSO2
CO1	S													M
CO2	S	M	M		M									S
CO3	S				M								M	S
CO4	S				M									S
CO5	S												M	S
CO6	S				M								M	S

### Course Assessment methods:

<b>Direct</b>	<b>Indirect</b>
1. Continuous Assessment Test I,II 2. Assignment; Group Presentation, Project report, Poster preparation, Prototype or Product. Demonstration etc (as applicable) 3. End Semester Examination	1. Course end survey

<b>LOCOMOTION</b>	<b>9 Hours</b>
Introduction to Robotics – key issues in robot locomotion – Types of Locomotion -legged robots – wheeled mobile robots – aerial mobile robots – stability - robot maneuverability – controllability.	
<b>MOBILE ROBOT KINEMATICS</b>	<b>9 Hours</b>
Forward and inverse kinematics, holonomic and nonholonomic constraints, kinematic models of simple car and legged robots, simulation of mobile robots	
<b>ROBOT PERCEPTION</b>	<b>9 Hours</b>
Proprioceptive/Exteroceptive and passive/active sensors, performance measures of sensors, sensors for mobile robots like global positioning system (GPS), Doppler effect-based sensors, vision-based sensors, uncertainty in sensing, filtering.	

  
 Signature of BOS chairman, MCE

<b>MOBILE ROBOT LOCALIZATION</b>	<b>9 Hours</b>
Introduction to localization – challenges in localization – localization and navigation – belief representation – map representation – probabilistic map-based localization – Markov localization, Kalman localization..	
<b>PATH PLANNING AND NAVIGATION</b>	<b>9 Hours</b>
Introduction to planning and navigation – planning and reacting – path planning algorithms based on A-star, Dijkstra, Voronoi diagrams – obstacle avoidance techniques	
<b>Theory:45Hours</b>	<b>Total Hours: 45</b>
<b>REFERENCES:</b>	
1. Roland Siegwart, IllahReza Nourbakhsh, and Davide Scaramuzza, “Introduction to autonomous mobile robots”, Second Edition, MIT Press, 2011.	
2. Howie Choset, Kevin M. Lynch , Seth Hutchinson , George A. Kantor , Wolfram Burgard , LydiaE.Kavraki,SebastianThrun,“PrinciplesofRobotMotion:Theory,Algorithms,and Implementations”, A Bradford Book, 2005.	
3. Gregory Dudek and Michael Jenkin, “Computational Principles of Mobile Robotics”, Second Edition, Cambridge University Press, 2010.	
4. Peter Corke , Robotics, Vision and Control: Fundamental Algorithms in MATLAB, Springer Tracts in Advanced Robotics, 2011.	
5. S. M. LaValle, “Planning Algorithms”, Cambridge University Press, 2006.	

  
 Signature of BOS chairman, MCE



<b>U18MCT7002</b>	<b>IMAGE PROCESSING AND COMPUTER VISION</b>	<b>L</b>	<b>T</b>	<b>P</b>	<b>J</b>	<b>C</b>
		<b>3</b>	<b>0</b>	<b>0</b>	<b>0</b>	<b>3</b>

**Course Outcomes**

<b>After successful completion of this course, the students should be able to</b>	
<b>CO1:</b> Summarize the fundamentals of digital image processing	K2
<b>CO2:</b> Apply image enhancement techniques in spatial and frequency domain.	K3
<b>CO3:</b> Apply image segmentation and clustering techniques	K3
<b>CO4:</b> Describe 3D vision concepts	K2
<b>CO5:</b> Choose appropriate techniques for different applications	K4

**Pre-requisite**

Nil

**CO/PO Mapping**

(S/M/W indicates strength of correlation) S-Strong, M-Medium, W-Weak

<b>COs</b>	<b>Programme Outcomes(POs)</b>													
	PO1	PO2	PO3	PO4	PO5	PO6	PO7	PO8	PO9	PO10	PO11	PO12	PSO1	PSO2
CO1	S	W											S	
CO2	M	M	S		S								W	M
CO3	M	M	S		S								W	M
CO4	M	M		S									M	S
CO5	S	S	S	S	S								S	S

**Course Assessment methods:**

<b>Direct</b>	<b>Indirect</b>
1. Internal Test I 2. Internal Test II 3. End semester Examination 4. Assignment	1.Course end survey

**FUNDAMENTALS OF IMAGE PROCESSING**

**7 Hours**

Introduction to Image processing and Computer Vision; Digital image representation; elements of

  
 Signature of BOS chairman, MCE

digital image processing systems; Structure of the human eye; a simple image model; brightness adaptation and discrimination; Electromagnetic Spectrum. Image Sensing and Acquisition. Some Basic Relationships Between Pixels.	
<b>IMAGE ENHANCEMENT</b>	<b>10 Hours</b>
Basic gray level transformations-histogram equalization- Arithmetic/logic Operations-Basics of spatial filtering-comparison between smoothing and sharpening spatial filters. 2D Fourier transform -Smoothing & sharpening Frequency domain filters (Ideal, Butterworth, Gaussian)	
<b>SEGMENTATION AND CLUSTERING</b>	<b>10 Hours</b>
Segmentation – Thresholding, Edge detection and Region growing, watershed, Binary Morphology and grey morphology operations. boundary descriptors–chain codes –Fourier descriptors –region descriptors, moments Clustering: K-means Clustering. Pattern recognition.	
<b>3D VISION GEOMETRY</b>	<b>9 Hours</b>
3D vision tasks, Basics of projective geometry , A single perspective camera , Scene reconstruction from multiple views , Two cameras stereopsis, Three cameras and trifocal tensor, 3D model-based vision , 2D view based representations of a 3D scene	
<b>APPLICATIONS</b>	<b>9 Hours</b>
Industrial automation and quality inspection, Object detection; Gesture Recognition; Finger print recognition, Vision for robot control-Selection of camera based on applications.	
<b>Theory:45Hrs</b>	<b>Total Hours:45</b>
<b>REFERENCES:</b>	
1. Rafael C Gonzalez and Richard E Woods, “Digital Image Processing”, 6 <sup>th</sup> Indian Reprint, Pearson Education Asia/Addison Wesley publishing company, 2017.	
2. William K Pratt, “Digital Image Processing”, 2 <sup>nd</sup> edition, Wiley-Inter Science Publication, 1991.	
3. Milan Sonka, Vaclav Hlavac and Roger Boyle, “Image Processing, Analysis, and Machine Vision”, Brooks/Cole, Singapore,2008.	
4. Davies E. R., “Computer & Machine Vision”, Academic Press, 2012.	
5. Szeliski R., “Computer Vision: Algorithms and Applications”, Springer, 2011.	
6. Simon J. D. Prince, “Computer Vision: Models, Learning, and Inference”, Cambridge University Press, 2012	
7. <u>Rafael C. Gonzalez</u> , <u>Richard Eugene Woods</u> , <u>Steven L. Eddins</u> Digital Image Processing Using MATLAB Pearson Education India, 2010.	

  
 Signature of BOS chairman, MCE

<b>U18VEP7507</b>	<b>GLOBAL VALUES</b> (Common to all branches of Engineering and Technology)	<b>L</b>	<b>T</b>	<b>P</b>	<b>J</b>	<b>C</b>
		<b>1</b>	<b>1</b>	<b>0</b>	<b>1</b>	<b>1</b>

### Course Outcomes

<b>After successful completion of this course, the students should be able to</b>
<b>CO1:</b> Understand importance of ecology and its preservations
<b>CO2:</b> Understand the various global issues and their causes and solutions.
<b>CO3:</b> Approach any problem holistically as against giving a reductionist solution
<b>CO4:</b> Learn impact of globalization on various factors such as environment, local population
<b>CO5:</b> Learn to integrate and understand how an Individual peace impacts world peace

### Pre-requisite

Nil


<b>CO/PO Mapping</b>														
(S/M/W indicates strength of correlation) S-Strong, M-Medium, W-Weak														
<b>COs</b>	<b>Programme Outcomes(POs)</b>													
	PO1	PO2	PO3	PO4	PO5	PO6	PO7	PO8	PO9	P10	PO11	PO12	PSO1	PSO2
CO1		W					M	M	M	M		M		
CO2		W				M	S	S	M	M		M		
CO3		W	W		W	M	M	M	W	W		M		
CO4		W				S	M	M	W	W		M		
CO5						W	W	W				S		

### Course Assessment methods:

<b>Direct</b>	<b>Indirect</b>
1. Individual Assignment 2. Group Assignment 3. Presentation 4. Surprise Test 5. Practical Assessment 6. End Semester Assessment	Course end survey
Introduction to Global Values	<b>1 Hours</b>
Introduction to Systems Thinking	<b>1 Hours</b>
Ecology, ecological imbalances and its solution	<b>3 Hours</b>
Globalisation Vs Localisation – an economic and Spiritual Perspective	<b>3 Hours</b>
Global Issues & Solutions	<b>3Hours</b>
Advanced Contemplative Practices	<b>4 Hours</b>
<b>Total Hours: 15</b>	
<b>REFERENCES:</b>	

  
 Signature of BOS chairman, MCE

1. Vethathiri's Maharishi's, "World peace" The World Community Service Centre, Vethathiri Publications, 1957.
2. Fritz Schumacher, "Small is Beautiful", The Blond & Briggs, Published 1973
3. Noam Chomsky, "Profit over People", Seven Stories Press, Published 1999.
4. Vethathiri's Maharishi's, "Atomic Poison" The World Community Service Centre, Vethathiri Publications, 1983.

  
Signature of BOS chairman, MCE

<b>U18MCP7701</b>	<b>PROJECT PHASE I</b>	<b>L</b>	<b>T</b>	<b>P</b>	<b>J</b>	<b>C</b>
		<b>0</b>	<b>0</b>	<b>0</b>	<b>6</b>	<b>3</b>

### Course Outcomes

**After successful completion of this course, the students should be able to**

**CO1:** Design, analyze, realize / simulate a physical system by using the technology they learnt during the program.

**CO2:** Integrate various systems into one Mechatronics product.

**CO3:** Work in a team with confined time duration.

**CO4:** Disseminate his work both in oral and written format.

### Pre-requisite

Nil

### CO/PO Mapping


(S/M/W indicates strength of correlation) S-Strong, M-Medium, W-Weak

COs	Programme Outcomes(POs)													
	PO1	PO2	PO3	PO4	PO5	PO6	PO7	PO8	PO9	PO10	PO11	PO12	PSO1	PSO2
CO1	S	S	S	S	S		M	M				S	S	S
CO2	S	S	S	S	S	M	M	M				S	S	S
CO3									S					
CO4										S	S			

### Course Assessment methods:

Direct	Indirect
1. Interdisciplinary work 2. Innovation 3. Working model/ simulation result 4. Report with good referencing 5. End Semester Viva Voice	1.Course end survey

Students in the form of group, not exceeding 4 members in a group to carry out their main project. It should be a Mechatronics project. However, special considerations can be given for interdisciplinary measurement and computer based simulation projects. This exception should be recorded and approved by the department committee. Management related projects will not be allowed. The interdisciplinary projects will carry more weightage.

  
 Signature of BOS chairman, MCE

# SEMESTER VIII

  
Signature of BOS chairman, MCE

<b>U18MCP8701</b>	<b>PROJECT PHASE II / INTERNSHIP</b>	<b>L</b>	<b>T</b>	<b>P</b>	<b>J</b>	<b>C</b>
		<b>0</b>	<b>0</b>	<b>0</b>	<b>24</b>	<b>12</b>

### Course Outcomes

**After successful completion of this course, the students should be able to**

**CO1:** Design, analyze, realize / simulate a physical system by using the technology they learnt during the program.

**CO2:** Integrate various systems into one Mechatronics product.

**CO3:** Work in a team with confined time duration.

**CO4:** Disseminate his work both in oral and written format.

### Pre-requisite

Nil

### CO/PO Mapping

(S/M/W indicates strength of correlation) S-Strong, M-Medium, W-Weak

COs	Programme Outcomes(POs)													
	PO1	PO2	PO3	PO4	PO5	PO6	PO7	PO8	PO9	PO10	PO11	PO12	PSO 1	PSO2
CO1	S	S	S	S	S		M	M				S	S	S
CO2	S	S	S	S	S	M	M	M				S	S	S
CO3									S					
CO4										S	S			

### Course Assessment methods:

Direct	Indirect
1. Inter disciplinary work 2. Innovation 3. Working model/ simulation result 4. Report with good referencing 5. End Semester Viva Voice	1.Course end survey

Students in the form of group, not exceeding 4 members in a group to carry out their main project. It should be a Mechatronics project. However, special considerations can be given for interdisciplinary measurement and computer-based simulation projects. This exception should be recorded and approved by the department committee. Management related project will not be allowed. The interdisciplinary projects will carry more weightage.

  
 Signature of BOS chairman, MCE

# PROGRAMME ELECTIVES

  
Signature of BOS chairman, MCE



<b>U18MCE0001</b>	<b>AUTOMOTIVE ELECTRONICS</b>	<b>L</b>	<b>T</b>	<b>P</b>	<b>J</b>	<b>C</b>
		<b>3</b>	<b>0</b>	<b>0</b>	<b>0</b>	<b>3</b>

### Course Outcomes

After successful completion of this course, the students should be able to		
<b>CO1:</b>	Explain the basics concepts of automobile engines	K2
<b>CO2:</b>	Describe the components of Engine Control system	K2
<b>CO3:</b>	State the working principle of automotive sensors.	K2
<b>CO4:</b>	Describe the principle of vehicle network protocols	K3
<b>CO5:</b>	Explain the working of various comfort system embedded in automobile	K2
<b>CO6:</b>	Describe the working principle of automobile safety systems	K2

### Pre-requisite

U18MCI4202 - Sensors and Instrumentation

CO/PO Mapping														
(S/M/W indicates strength of correlation) S-Strong, M-Medium, W-Weak														
COs	Programme Outcomes(POs)													
	PO1	PO2	PO3	PO4	PO5	PO6	PO7	PO8	PO9	PO10	PO11	PO12	PSO1	PSO2
<b>CO1</b>	S						M					W		
<b>CO2</b>	S					W	W	M					M	M
<b>CO3</b>	S	M											W	M
<b>CO4</b>	S	M	M	W		W		W					S	M
<b>CO5</b>	S		M		M	W	M					W		M
<b>CO6</b>	S		M		M	M	M	W				W	S	S


### Course Assessment methods:

Direct	Indirect
1. Continuous Assessment Test I,II 2. Assignment: Group Presentation, Project report, Poster preparation, Prototype or Product Demonstration etc. (as applicable) 3. End Semester Examination	1.Course end survey

### INTRODUCTION

**9 Hours**

Automobile physical configuration - Evolution of electronics in automobiles - Operating principles

  
 Signature of BOS chairman, MCE

of IC engine – Two stroke – Four stroke - Major engine arrangements –working of simple carburetor- Ignition system – components – Engine cylinder definition of engine performance terms	
<b>ENGINE CONTROL SYSTEM</b>	<b>9 Hours</b>
Motivation For Electronic Engine Control - Electronic Engine Control System - Engine Functions And Control - Electronic Fuel Control System- Engine Mapping- Effect of Air/Fuel Ratio, Spark Timing on Performance, Exhaust Gas Recirculation on Performance- Electronic Ignition. Digital Engine Control System - Engine Crank (Start) - Engine Warm-Up - Open-Loop Control - Closed-Loop Control - Hard Acceleration - Deceleration and Idle	
<b>AUTOMOTIVE SENSORS AND COCK PIT ELECTRONICS</b>	<b>9 Hours</b>
Role of sensors and actuators in automotive control- construction and working principle of Mass air flow (MAF) rate sensor - Exhaust gas oxygen sensor - Throttle plate angular position sensor - Crankshaft angular position/RPM sensor - Coolant temperature - Intake air temperature sensor - Manifold absolute pressure (MAP) sensor - Differential exhaust gas pressure sensor - Vehicle speed sensors- Introduction to Cockpit Electronics – Visual displays	
<b>VEHICLE NETWORKS</b>	<b>9 Hours</b>
Vehicle Tracking System GPS, Vehicle networks CAN, CAN FD, LIN, FlexRay- I/O Modules – Features- Advantages- Protocol formats – on board diagnostics systems.	
<b>COMFORT AND SAFETY SYSTEMS</b>	<b>9 Hours</b>
Traction control system – Cruise control system– electronic control of automatic transmission antilock braking system – electronic suspension system –airbag systems – centralized door locking system – Navigation systems – climate control of cars- Maintenance and charging of batteries.	
<b>Theory: 45 Hrs</b>	<b>Total Hours: 45</b>
<b>REFERENCES:</b>	
1. David Crolla, “Encyclopedia of Automotive Engineering”, 6 <sup>th</sup> edition, wiley, 2015	
2. Tom Denton, “Automobile Electrical and Electronics Systems”, 2 <sup>nd</sup> edition Edward Arnold Publishers, 2017.	
3. William B Ribbens, “Understanding Automotive Electronics”, 5 <sup>th</sup> edition, Newnes Publishing, 2003	
4. Robert Bosch GmbH, “BOSCH Automotive Handbook”, 9 <sup>th</sup> edition, Bentley publishers, 2014.	
5. Barry Hollembeak, “Automotive Electricity, Electronics and Computer Controls”, 3 <sup>rd</sup> edition, Delmar Publishers, 2001.	
6. Warren M Farnell, “Fuel System and Emission controls”, 1st edition Check Chart Publication, 2005.	
7. H.H. Braess, “Handbook of Automotive Engineering”, Ulrich Seiffert, 1st edition, SAE International, 2005	

  
 Signature of BOS chairman, MCE

U18MCE0002	CONDITION MONITORING	L	T	P	J	C
		3	0	0	0	3

### Course Outcomes

After successful completion of this course, the students should be able to		
CO1	Recognize the types of failures and maintenance strategies	K2
CO2	Illustrate the fundamental principles of machinery vibration	K2
CO3	Explain signal analysis, fundamentals of FFT and signal conditioning	K2
CO4	Explain the vibration and noise based condition monitoring techniques	K3
CO5	Explain the thermography and wear analysis for condition monitoring	K2
CO6	Identify and explain the appropriate condition monitoring technique for a given application	K3

### Pre-requisite

Nil

CO/PO Mapping														
(S/M/W indicates strength of correlation) S-Strong, M-Medium, W-Weak														
COs	Programme Outcomes(POs)													
	PO1	PO2	PO3	PO4	PO5	PO6	PO7	PO8	PO9	PO10	PO11	PO12	PSO1	PSO2
CO1	S													
CO2	M													
CO3	S													
CO4		S											S	
CO5	S												S	
CO6	S	M	M										S	M

### Course Assessment methods:

Direct	Indirect
1. Continuous Assessment Test I,II 2. Assignment: Group Presentation, Project report, Poster preparation, Prototype or Product Demonstration etc (as applicable) 3. End Semester Examination	1.Course end survey

  
 Signature of BOS chairman, MCE

<b>FAILURES AND PRINCIPLES OF MAINTENANCE</b>	<b>07 Hours</b>
System failure and component failure, Types of failure, Causes of failure, Failure investigation principles, Human factors in failure incidents, Maintenance strategies: Preventive Maintenance, Predictive Maintenance, Bath Tub Curve, Failure Modes Effects and Criticality Analysis	
<b>FUNDAMENTALS OF MACHINERY VIBRATION</b>	<b>10 Hours</b>
Simple harmonic motion and vibration, Vibration and Spring Mass system, Degrees of freedom, Free vibration and Natural frequency, Forced vibration and Vibration isolation, Single Degree-of-Freedom Motion, Forced Vibration Response, Base Excitation, Force Transmissibility and Vibration Isolation, Tuned Vibration Absorber, Unbalanced Response, Characteristics of Vibrating Systems, Vibration of Continuous Systems, Mode Shapes and Operational Deflection Shapes	
<b>DIGITAL SIGNAL PROCESSING</b>	<b>10 Hours</b>
Classification of Signals, Signal Analysis, Frequency Domain Signal Analysis, Fundamentals of Fast Fourier Transform, Computer-Aided Data Acquisition, Signal Conditioning, Signal Demodulation, Cepstrum Analysis, Illustrative examples: Representation of signals in the frequency domain, Compressor Vibration and Engine Vibration	
<b>VIBRATION AND NOISE MONITORING</b>	<b>06 Hours</b>
Principles of Vibration Monitoring, Misalignment Detection, Eccentricity Detection, Cracked Shaft, Bowed and Bent Shaft, Unbalanced Shaft, Looseness, Rub, Bearing Defects, Faults in Fluid Machines, Acoustical Terminology, Noise Sources, Sound Fields, Noise Measurements, Noise Source Identification	
<b>THERMOGRAPHY</b>	<b>06 Hours</b>
Thermal Imaging Devices, Use of IR Camera, Industrial Applications of Thermography in Condition Monitoring	
<b>WEAR DEBRIS ANALYSIS</b>	<b>06 Hours</b>
Mechanisms of Wear, Detection of Wear Particles, Oil Sampling Technique, Oil Analysis, Limits of Oil Analysis	
<b>Theory:45Hours</b>	<b>Total Hours:45</b>
<b>REFERENCES:</b>	<b>REFERENCES:</b>
1. Amiya R. Mohanty, "Machinery Condition Monitoring: Principles and Practices", CRC Press, 2015	
2. R.A. Collacott, "Mechanical Fault Diagnosis and Condition Monitoring", Springer, 2012.	
3. W.T.Becker, R.J.Shipley, "ASM Handbook: Volume 11: Failure Analysis and Prevention", ASM International, 2002.	
4. V.P. Singh, "Mechanical Vibrations", Dhanpat Rai & Co., 2014.	

  
 Signature of BOS chairman, MCE

<b>U18MCE0003</b>	<b>MICRO ELECTROMECHANICAL SYSTEMS</b>	<b>L</b>	<b>T</b>	<b>P</b>	<b>J</b>	<b>C</b>
		<b>3</b>	<b>0</b>	<b>0</b>	<b>0</b>	<b>3</b>

<b>Course Outcomes</b>	
<b>After successful completion of this course, the students should be able to</b>	
<b>CO1:</b> Explain the evolution of micro and smart system.	K2
<b>CO2:</b> Illustrate about various sensors and actuating system.	K2
<b>CO3:</b> Classify the Micro machining techniques in MEMS.	K2
<b>CO4:</b> Evaluate a proper scaling method.	K2
<b>CO5:</b> Determine packaging techniques in MEMS and smart system.	K2
<b>CO6:</b> Discuss various applications of MEMS.	K2

**Pre-requisite**

Nil

<b>CO/PO Mapping</b> (S/M/W indicates strength of correlation) S-Strong, M-Medium, W-Weak														
<b>COs</b>	<b>Programme Outcomes(POs)</b>													
	PO1	PO2	PO3	PO4	PO5	PO6	PO7	PO8	PO9	PO10	PO11	PO12	PSO1	PSO2
CO1	S													
CO2	M													
CO3	S													
CO4		S											S	
CO5	S												S	
CO6	S	M	M										S	M

<b>Course Assessment methods:</b>	
<b>Direct</b>	<b>Indirect</b>
<ol style="list-style-type: none"> <li>Continuous Assessment Test I, II</li> <li>Assignment: Group Presentation, Project report, Poster preparation, Prototype or Product Demonstration etc (as applicable)</li> <li>End Semester Examination</li> </ol>	<ol style="list-style-type: none"> <li>Course end survey</li> </ol>

  
 Signature of BOS chairman, MCE

<b>INTRODUCTION</b>	<b>9 Hours</b>
Overview - Microsystems and microelectronics - definition-MEMS materials-scaling laws scaling in geometry-scaling in rigid body dynamics-scaling in electrostatic forces-scaling in electricity-scaling in fluid mechanics- scaling in heat transfer.	
<b>MICRO SENSORS AND ACTUATORS</b>	<b>9 Hours</b>
Working principle of Microsystems - micro actuation techniques - micro sensors-types–Micro actuators – types – micro pump – micro motors – micro – valves – micro grippers –micro Accelerometers	
<b>FABRICATION PROCESS</b>	<b>9 Hours</b>
Substrates-single crystal silicon wafer formation-Photolithography-Ion implantation-Diffusion – Oxidation-CVD-Physical vapor deposition-Deposition by epitaxy-etching process.	
<b>MICRO SYSTEM MANUFACTURING</b>	<b>9 Hours</b>
Bulk Micro manufacturing- surface micro machining – LIGA – SLIGA - Micro system packaging- materials - die level-device level-system level-packaging techniques - die preparation -surface bonding -wire bonding - sealing.	
<b>MICRO SYSTEM DESIGN</b>	<b>9 Hours</b>
Design considerations-process design-mask layout design- mechanical design-applications of micro systems in automotive industry, bio medical, aero space and telecommunications	
<b>Theory:45 Hours</b>	<b>Total Hours:45</b>
<b>REFERENCES:</b>	
1. Tai-Ran Hsu, “MEMS & Microsystems Design and Manufacture”, Tata McGraw-Hill, 2017.	
2. Mohamed Gad-el-Hak, “The MEMS Hand book”, CRC press, 2005.	
3. Julian W Gardner, Vijay K Varadan, Osama O Awadel Karim, “Microsensors MEMS and Smart Devices”, John Wily and sons Ltd., 2001.	
4. Fatikow S,Rembold U, “Microsystem Technology and Micro robotics”, Springer-Verlag Berlin Heidelberg , 1997.	
5. Francis E H Tay and W O Choong, “Micro fluidics and BioMEMS Applications”, Springer, 2002	

  
 Signature of BOS chairman, MCE

<b>U18MCE0004</b>	<b>ARTIFICIAL INTELLIGENCE AND MACHINE LEARNING</b>	<b>L</b>	<b>T</b>	<b>P</b>	<b>J</b>	<b>C</b>
		<b>3</b>	<b>0</b>	<b>0</b>	<b>0</b>	<b>3</b>

### Course Outcomes

**After successful completion of this course, the students should be able to**

CO1	Express the basic concepts of Artificial Intelligence	K2
CO2	Demonstrate the usage of planning and decision making.	K3
CO3	Interpret the ideas of machine learning by supervised and unsupervised learning methods	K3
CO4	Apply Linear Regression and Logistic Regression machine learning methods.	K3
CO5	Summarize the concepts of Artificial Neural Networks	K2
CO6	Describe various Artificial Neural Networks methodology	K2

### Pre-requisite

Data Warehousing and Data Mining

<b>CO/PO Mapping</b>														
(S/M/W indicates strength of correlation) S-Strong, M-Medium, W-Weak														
COs	Programme Outcomes(POs)													
	PO 1	PO2	PO3	PO4	PO5	PO6	PO7	PO8	PO9	PO10	PO11	PO12	PSO1	PSO2
CO1	S	S	M		S	S			S	M		M	M	M
CO2	S	M	M							M		M	W	M
CO3	S	S	M		M					M		M	W	M
CO4	S	S	M		M					M		M	W	M
CO5	S	S	M		S	S			S	M		M	S	M
CO6	S	S	M		S	S		W	S	M		M	S	S

### Course Assessment methods:

<b>Direct</b>	<b>Indirect</b>
1. Internal Test I 2. Internal Test II 3. Assignment 4. Group Presentation 5. End semester exam	1.Course end survey

### **INTRODUCTION TO ARTIFICIAL INTELLIGENCE**

**9 Hours**

Defining Artificial Intelligence, Intelligent Agents, Solving Problems by searching-Problem-solving agents- Example problems – Searching for Solutions-Uninformed search strategies – Informed search strategies – Heuristic functions


### **KNOWLEDGE REPRESENTATION AND PREDICATE LOGIC**

**10 Hours**

Knowledge Representation and Mappings, Approaches to knowledge representation Representing simple facts in logic, Computable functions and predicates, Procedural vs Declarative knowledge, Logic Programming, Forward vs backward reasoning. Classical Planning, Making simple Decisions

  
 Signature of BOS chairman, MCE

<b>IDEA OF MACHINE LEARNING</b>	<b>9 Hours</b>
Idea of Machine learning from data, Supervised Learning : Learning a Class from Examples–Noise–Learning Multiple Classes– Regression–Model Selection and Generalization, Unsupervised learning-Introduction, k-Means Algorithm, Optimization objective, Random Initialization, Choosing number of clusters -Deep learning.	
<b>LINEAR REGRESSION AND LOGISTIC REGRESSION</b>	<b>9 Hours</b>
Linear Regression -Model representation for single variable, Single variable Cost Function, Multivariable cost function, Gradient Decent for Linear Regression, Multivariable model representation, Logistic Regression - Classification, Hypothesis Representation, Decision Boundary, Cost function, Advanced Optimization, Classification (One vs All), Problem of Overfitting, Regularization	
<b>APPLICATIONS</b>	<b>9 Hours</b>
Applications of AI- Natural Language Processing – Machine Translation – Robot – Gaming. Introduction to Artificial Neural Networks and Convolution Neural networks – Applications Use of Tensor flow.	
<b>Theory: 45</b>	<b>Total Hours: 45Hours</b>
<b>REFERENCES:</b>	
1. Stuart Russell, Peter Norvig, “Artificial Intelligence – A Modern Approach”, 3rd Edition, Pearson Education / Prentice Hall of India, 2015.	
3. Elaine Rich, Kevin Knight, Shivashankar.B.Nair, “Artificial Intelligence”, Tata McGraw Hill, Third Edition, 2009	
5. Nils J. Nilsson, “Artificial Intelligence: A new Synthesis”, Harcourt Asia Pvt. Ltd., 2000.	
6. George F. Luger, “Artificial Intelligence-Structures and Strategies for Complex Problem Solving”, Pearson Education / PHI, 2008	
8. David L. Poole, Alan K. Mackworth, “Artificial Intelligence: Foundations of Computational Agents”, Cambridge University Press, 2010.	
9. Ethem Alpaydin, “Introduction to Machine Learning”, Second Edition, MIT Press, 2015	
10. Tom M. Mitchell, —Machine Learning, McGraw-Hill Education (India) Private Limited, 2013	
11. Stephen Marsland, —Machine Learning: An Algorithmic Perspective, CRC Press, 2009.	
12. Y. S. Abu-Mostafa, M. Magdon-Ismail, and H.-T. Lin, “Learning from Data”, AML Book Publishers, 2012	
13. K. P. Murphy, “Machine Learning: A probabilistic perspective”, MIT Press, 2012.	
14. M. Mohri, A. Rostamizadeh, and A. Talwalkar, “Foundations of Machine Learning”, MIT Press, 2012.	

  
 Signature of BOS chairman, MCE



<b>U18MCE0005</b>	<b>DATABASE MANAGEMENT SYSTEMS</b>	<b>L</b>	<b>T</b>	<b>P</b>	<b>J</b>	<b>C</b>
		<b>3</b>	<b>0</b>	<b>0</b>	<b>0</b>	<b>3</b>

### Course Outcomes

**After successful completion of this course, the students should be able to**

CO1	Understand the functional components of DBMS and Relational Model.	K2
CO2	Devise queries using SQL to develop database application	K2
CO3	Describe the database design approaches.	K2
CO4	Understand data storage and retrieval techniques.	K2
CO5	Explore concepts for transaction processing, concurrency control and NOSQL.	K2
CO6	Illustrate the concepts of NOSQL	K2

### Pre-requisite

NIL

<b>CO/PO Mapping</b>														
(S/M/W indicates strength of correlation) S-Strong, M-Medium, W-Weak														
COs	Programme Outcomes(POs)													
	PO1	PO2	PO3	PO4	PO5	PO6	PO7	PO8	PO9	PO10	PO11	PO12	PSO1	PSO2
CO1	S	M					S		M					M
CO2				M	S			M		M	S	M		M
CO3			M				M						M	
CO4			M				S							
CO5	S						S			M				
CO6	S	M	M							M			M	M

### Course Assessment methods:

<b>Direct</b>	<b>Indirect</b>
1. Internal Test I 2. Internal Test II 3. Assignment: Group Presentation 4. End semester exam	1.Course end survey

<b>INTRODUCTION TO DATABASE AND RELATIONAL MODEL</b>	<b>9Hours</b>
Introduction: Database applications, Purpose, Accessing and modifying databases, Architecture of DBMS. Relational Databases: Relational model, Database schema, Keys, Formal Relational Query Languages	
<b>DATABASE APPLICATION DEVELOPMENT</b>	<b>9 Hours</b>
Guidelines for Database Design. SQL: Data definition, Basic SQL query structure, Specifying integrity constraints in SQL, Set operations, Nested subqueries, Aggregation, Join expressions, Views. Functions, Procedures and Triggers. Accessing Databases from Programs using JDBC, Building Web Applications using PHP &MySQL. Case Study: Open Source Relational DBMS	
<b>DATABASE DESIGN</b>	<b>9 Hours</b>

  
 Signature of BOS chairman, MCE

Database Design: E-R model, E-R diagram, Reduction to relational schema, E-R design issues, Relational Database Design: features of good design, Functional Dependency theory, decomposition using functional dependency, Normal forms. (Optional: multi-valued dependency and 4th normal form).	
<b>STORAGE AND INDEXING</b>	<b>7 Hours</b>
Storage and File structure: File Organization, RAID. Indexing: Concepts, Clustered and Non-clustered Indices, B-tree and B+-tree. Basics of Hashing (Static, Dynamic). Overview of Query processing.	
<b>TRANSACTION MANAGEMENT</b>	<b>11 Hours</b>
Transactions: Concept and purpose, ACID properties and their necessity, transactions in SQL .Transaction Schedules: Conflicts and Aborts, Serializability, Recoverability. Concurrency Control: lock-based protocols, 2- phase locking, Timestamp based protocols. Deadlock handling. Case Study: NoSQL: CAP Theorem and BASE Properties, Types of NoSQL Systems.	
<b>Theory: 45</b>	<b>Total Hours: 45Hours</b>
<b>REFERENCES:</b>	
1. Abraham Silberschatz, Henry Korth, and S. Sudarshan, “Database System Concepts”, Sixth Edition, McGraw-Hill.2016.	
2. R. Elmasri and S. Navathe, “Fundamentals of Database Systems”, Sixth Edition, Pearson Education,2016	
3. Raghuram Ramakrishnan, Johannes Gehrke, Database Management Systems, 3rd Edition, McGraw Hill,2014.	
4. Thomas M. Connolly and Carolyn E. Begg, “Database Systems - A Practical Approach to Design, Implementation and Management”, Fifth edition, Pearson Education, 2014	
5. C.J.Date, A.Kannan and S.Swamynathan, “An Introduction to Database Systems”, Eighth Edition,Pearson Education, 2006.	

  
 Signature of BOS chairman, MCE

U18MCE0006	SOFT COMPUTING	L	T	P	J	C
		3	0	0	0	3

### Course Outcomes

After successful completion of this course, the students should be able to		
CO1	Identify and describe soft computing techniques and their roles in building intelligent machines	K2
CO2	Recognize the feasibility of applying a soft computing methodology for a particular problem	K2
CO3	Identify and select a suitable classification/clustering algorithm to solve the problem	K2
CO4	Apply evolutionary algorithms and Fuzzy logic to solve the problem	K2
CO5	Discuss the soft computing systems by hybrid soft computing techniques	K2
CO6	Describe the various optimization techniques used in soft computing	K2

### Pre-requisite

NIL

CO/PO Mapping														
(S/M/W indicates strength of correlation) S-Strong, M-Medium, W-Weak														
COs	Programme Outcomes(POs)													
	PO1	PO2	PO3	PO4	PO5	PO6	PO7	PO8	PO9	PO10	PO11	PO12	PSO 1	PSO2
CO1	S	M	S										S	S
CO2	S	M											M	
CO3	S		S	S				S	S				M	S
CO4	S		S		S	M		S	S				M	S
CO5	S				S			S						
CO6	S	S						S					W	W

### Course Assessment methods:

Direct	Indirect
1. Internal Test I 2. Internal Test II 3. Assignment: Group Presentation 4. End semester exam	1.Course end survey

### INTRODUCTION TO FUZZY SETS AND FUZZY LOGIC SYSTEMS 9 Hours

Fuzzy sets and Fuzzy logic systems- Classical Sets and Fuzzy Sets and Fuzzy relations- Operations on Classical sets, properties of classical sets, Fuzzy set operations, properties of fuzzy sets, cardinality, operations, and properties of fuzzy relations. Membership functions: Features of membership functions, standard forms and boundaries, different fuzzification methods Fuzzy toCrispconversions:LambdaCutsforfuzzysets,fuzzyRelations, Defuzzification methods.

### FUZZY RULE BASED SYSTEMS 9 Hours

Classical predicate logic, Fuzzy Logic, Approximate reasoning and Fuzzy Implication- Linguistic Hedges, Fuzzy Rule based system – Aggregation of fuzzy Rules, Fuzzy Inference System- Mamdani Fuzzy Models – Sugeno Fuzzy Models. Applications of Fuzzy Logic: How Fuzzy Logic is applied in Home Appliances, General Fuzzy Logic controllers, Basic Medical Diagnostic systems and Weather forecasting

  
 Signature of BOS chairman, MCE

<b>INTRODUCTION TO NEURAL NETWORKS</b>	<b>9 Hours</b>
Advent of Modern Neuroscience, Classical AI and Neural Networks, Biological Neurons and Artificial neural network; model of artificial neuron. Learning Methods: Hebbian, competitive, Boltzman etc., Neural Network models: Perceptron, Adaline and Madaline networks; single layer network; Back propagation and multi-layer networks. Competitive learning networks: Kohonen self-organizing networks, Hebbian learning; Hopfield Networks.	
<b>GENETIC ALGORITHMS</b>	<b>9 Hours</b>
Simple GA, crossover and mutation, Multi-objective Genetic Algorithm (MOGA) Applications of Genetic Algorithm: genetic algorithms in search and optimization, GA based clustering Algorithm, Image processing and pattern Recognition.	
<b>HYBRID SOFT COMPUTING TECHNIQUES</b>	<b>9 Hours</b>
Introduction - Neuro-Fuzzy Modelling-Applications of Neural Networks- Pattern Recognition and classification Genetic-Neuro Hybrid System, Genetic-Fuzzy Hybrid System, Fuzzy-Genetic Hybrid System, Simplified Fuzzy ARTMAP, Application of Soft Computing, CASE Study. Other Soft Computing techniques: Simulated Annealing, Tabu search, Ant colony optimization (ACO), Particle Swarm Optimization (PSO).	
<b>Theory: 45Hrs</b>	<b>Total Hours: 45 Hrs</b>
<b>REFERENCES:</b>	
1. Samir Roy, Udit Chakroborthy, —Introduction to soft computing - neuro-fuzzy and genetic algorithml, Person Education, 2013	
2. Timothy J.Ross, —Fuzzy Logic with Engineering applicationsl, Tata McGraw Hill New York, Third edition, 2016	
3. DavidE.Goldberg,—GeneticAlgorithmsinSearchOptimizationandMachineLearningl,PearsonEducation, 2007.	
4. J.-S.R Jang., C.-T Sun., & E. Mizutani, —Neuro-Fuzzy and Soft Computing, A Computational Approach to Learning and Machine Intelligencel, Prentice-Hall of India Pvt. Ltd., 2005.	

  
 Signature of BOS chairman, MCE

<b>U18MCE0014</b>	<b>UNDER WATER ROBOTICS</b>	<b>L</b>	<b>T</b>	<b>P</b>	<b>J</b>	<b>C</b>
		<b>3</b>	<b>0</b>	<b>0</b>	<b>0</b>	<b>3</b>

### Course Outcomes

After successful completion of this course, the students should be able to		
CO1	Express the basic concepts of underwater vehicle and Manipulator Systems	K2
CO2	Describe the rigid body kinematics of Autonomous Underwater vehicle and manipulators	K2
CO3	Summarize the dynamics of Autonomous Underwater vehicle and manipulators.	K2
CO4	Apply controllers for dynamic control of Autonomous Underwater vehicles.	K2
CO5	Discuss the concepts of kinematic control of Underwater manipulator systems.	K2
CO6	Describe various dynamic control theories of Underwater manipulator systems.	K2

### Pre-requisite

NIL

### CO/PO Mapping

(S/M/W indicates strength of correlation) S-Strong, M-Medium, W-Weak

COs	Programme Outcomes(POs)													
	PO1	PO2	PO3	PO4	PO5	PO6	PO7	PO8	PO9	PO10	PO11	PO12	PSO1	PSO2
CO1	S											W		
CO2	S	M												
CO3	S	M				M							M	S
CO4	S	W		W	M								S	S
CO5	S	M		W	M								W	W
CO6	S	M		W	M								M	M

### Course Assessment methods:

Direct	Indirect
1. Internal Test I 2. Internal Test II 3. Assignment: Group Presentation 4. End semester exam	1.Course end survey

### MODELLING OF UNDER WATER ROBOTS


**9 Hours**

Introduction to Underwater Vehicles -Sensorial Systems, Actuation, Localization, Autonomous Underwater Vehicles (AUV) Control Fault Detection/Tolerance for UUVs, Underwater Vehicle Manipulator Systems (UVMS) Coordinated Control, Future Perspectives.


### MODELLING OF UNDER WATER ROBOTS

**10 Hours**

Rigid Body's Kinematics-Attitude Representation by Euler Angles, Attitude Representation by Quaternion, Attitude Error Representation,6-DOFs Kinematics, Rigid Body's Dynamics-Rigid

  
 Signature of BOS chairman, MCE

Body's Dynamics in Matrix Form.	
<b>DYNAMIC CONTROL OF AUVS</b>	<b>9 Hours</b>
Earth Fixed Frame Based, Model Based Controller, Earth Fixed Frame Based, Non model Based Controller , Vehicle Fixed Frame-Based, Model-Based Controller, Mixed Earth/Vehicle Fixed Frame Based Controller..	
<b>KINEMATIC CONTROL OF UVMS</b>	<b>8 Hours</b>
Earth Fixed Frame Based, Model Based Controller, Earth Fixed Frame Based, Non model Based Controller , Vehicle Fixed Frame-Based, Model-Based Controller, Mixed Earth/Vehicle Fixed Frame Based Controller.	
<b>DYNAMIC CONTROL OF UVMS</b>	<b>9 Hours</b>
Feed forward Decoupling Control, Feedback Linearization, Non-regressor-Based Adaptive Control, Sliding Mode Control, Adaptive Control, Output Feedback Control.	
<b>Total Hours: 45</b>	
<b>REFERENCES:</b>	
1. Gianluca Antonelli, Underwater Robots: Motion and Force Control of Vehicle-Manipulator Systems, Springer Berlin Heidelberg, Second Edition 2010	
2. C. Vasudevan, K. Ganesan, Underwater Robots, Springer , Third Edition, 2015.	
3. Frank Kirchner, Sirko Straube, Daniel Kühn , AI Technology for Underwater Robots, First Edition 2019.	
4. Steven W. Moore, Harry Bohm, Vickie Jensen, Underwater Robotics: Science, Design & Fabrication, Marine Advanced Technology Education (MATE) Center, 2010.	
5. Daniel R. Faust, Underwater Robots, The Rosen Publishing Group, Inc , First Edition, 2016.	

  
 Signature of BOS chairman, MCE

U18MCE0007	INDUSTRIAL IOT	L	T	P	J	C
		3	0	0	0	3

### Course Outcomes

**After successful completion of this course, the students should be able to**

CO1	Explain the basic principles of smart manufacturing.	K2
CO2	Illustrate the importance of IoT in smart manufacturing	K2
CO3	Describe the functions of internet of things (IoT).	K2
CO4	Explain the key elements of Industrial internet of things (IIoT).	K2
CO5	Explain the functions of big data analytics.	K2
CO6	Discuss various applications of Industrial IoT.	K2

### Pre-requisite

NIL

### CO/PO Mapping

(S/M/W indicates strength of correlation) S-Strong, M-Medium, W-Weak

COs	Programme Outcomes(POs)													
	PO1	PO2	PO3	PO4	PO5	PO6	PO7	PO8	PO9	PO10	PO11	PO12	PSO1	PSO2
CO1	S													
CO2	M													
CO3	S													
CO4		S											S	
CO5	S												S	
CO6	S	M	M										S	M

### Course Assessment methods:

Direct	Indirect
1. Continuous Assessment Test I,II 2. Assignment: Group Presentation, Project report, Poster preparation, Prototype or Product Demonstration etc (as applicable) 3. End Semester Examination	1. Course end survey

### INTRODUCTION

**9 Hours**

Globalization and Emerging Issues, The Fourth Revolution, LEAN Production Systems, Smart and Connected Business Perspective, Smart Factories

### IoT COMPONENTS

**9 Hours**

Cyber Physical Systems and Next Generation Sensors, Collaborative Platform and Product Lifecycle Management, Augmented Reality and Virtual Reality, Artificial Intelligence, Big Data And Advanced Analysis, Cyber security in Industry 4.0, Basics of Industrial IoT, Industrial Sensing

  
 Signature of BOS chairman, MCE

& Actuation, Industrial Internet Systems.	
<b>INDUSTRIAL IoT</b>	<b>9 Hours</b>
Introduction, Industrial IoT: Business Model and Reference Architecture: IIoT-Business Models, IIoT Reference Architecture, Industrial IoT- Layers: IIoT Sensing, IIoT Processing, IIoT Communication, IIoT Communication, IIoT Networking.	
<b>INDUSTRIAL IoT: BIG DATA ANALYTICS</b>	<b>9 Hours</b>
IIoT Analytics - Introduction, Machine Learning and Data Science, IoT Platforms, Data Management tool, Software-Defined Networking, Data Center Networks, Cloud Computing	
<b>INDUSTRIAL IoT- APPLICATION</b>	<b>9 Hours</b>
Power Plants, Oil, chemical and pharmaceutical industry, Inventory Management & Quality Control, Plant Safety and Security (Including AR and VR safety applications), Facility Management.	
<b>Theory:45Hours</b>	<b>Total Hours: 45</b>
<b>REFERENCES:</b>	
1. Alasdair Gilchrist, “Industry 4.0: The Industrial Internet of Things”, Apress, 2016.	
2. Sabina Jeschke, Christian Brecher, Houbing Song, Danda B. Rawat, “Industrial Internet of Things: Cyber manufacturing Systems”, Springer, 2017.	
3. Andrew Minter, “Analytics for the Internet of Things (IoT): Intelligent analytics for your intelligent devices”, Packt Publishing, 2017.	
4. Daniel Minoli, “Building the Internet of Things with IPv6 and MIPv6: The Evolving World of M2M Communications”, Willy Publications, 2013.	
5. Dieter Uckelmann, Mark Harrison, Florian Michahelles, “Architecting the Internet of Things”, Springer, 2011.	

  
 Signature of BOS chairman, MCE



<b>U18MCE0008</b>	<b>STATISTICAL QUALITY CONTROL</b>	<b>L</b>	<b>T</b>	<b>P</b>	<b>J</b>	<b>C</b>
		<b>3</b>	<b>0</b>	<b>0</b>	<b>0</b>	<b>3</b>

**Course Outcomes**

**After successful completion of this course, the students should be able to**

CO1	Define the concept of probability and quality control	K2
CO2	Explain various sampling method to measure quality and the attributes of quality.	K2
CO3	Summarize the process behavior based on various control charts for variables.	K2
CO4	Summarize the process behavior based on various control charts for attributes	K2
CO5	Select the appropriate samples for the study.	K2
CO6	Apply various techniques to improve the overall quality.	K2

**Pre-requisite**

NIL

**CO/PO Mapping**

(S/M/W indicates strength of correlation) S-Strong, M-Medium, W-Weak

Programme Outcomes(POs)

COs	Programme Outcomes(POs)													
	PO1	PO2	PO3	PO4	PO5	PO6	PO7	PO8	PO9	PO10	PO11	PO12	PSO1	PSO2
CO1	S	S		M					S					
CO2	S			M					S					
CO3	S	M		S										
CO4	S				S	M				S				
CO5														
CO6														

**Course Assessment methods:**

Direct	Indirect
1. Internal Test I 2. Internal Test II 3. Assignment: Group Presentation 4. End semester exam	1.Course end survey

  
 Signature of BOS chairman, MCE

<b>INTRODUCTION</b>	<b>9 Hours</b>
Probability concepts, Review of distribution: Normal, Poison's, and Binomial, Problems, Measuring of quality and control, Value and quality, Quality costs, Quality assurance	
<b>CONTROL CHARTS FOR VARIABLES</b>	<b>9 Hours</b>
Chance and assignable causes of quality variation, Control charts for variables, X-bar, R, and s-charts, Warning and modified control limits, Process capability study, Ranges, Moving Averages, and Six s-limits, multivariate charts.	
<b>CONTROL CHARTS FOR ATTRIBUTES</b>	<b>9 Hours</b>
Limitation of variable chart, p-chart, problems with variable sample size, np-chart, c-chart, u-chart, and ku-chart, Demerits per unit control chart.	
<b>ACCEPTANCE SAMPLING</b>	<b>9 Hours</b>
Economics of sampling, Lot formation, OC-Curve-Producer's and Consumer's risk, Single and double sampling plans, AOQ, AOQL, ATI, ASN, Sequential sampling plan, MIL – STD – 1050 tables, MIL – STD – 414 tables, IS 2500 Standard.	
<b>QUALITY IMPROVEMENT</b>	<b>9 Hours</b>
Zero defects program, Quality circle, Fishbone diagram, scatter diagram, Pareto Analysis, Deming cycle, Introduction to Reliability function, System reliability of series, parallel, and combined configurations, Reliability improvement techniques.	
<b>Theory: 45Hours</b>	<b>Total Hours:45</b>
<b>REFERENCES:</b>	
1. Grant E.L. and Leavenworth, "Statistical Quality Control", Tata McGraw-Hill Publishing Company, 5th edition 2002.	
2. Douglas C. Montgomery, "Statistical Quality Control", John Wiley and Sons, 2001.	
3. Fiegenbaum, A.V., "Total Quality Control", McGraw-Hill Inc., 1991.	
4. Sharma S.C., "Inspection Quality Control and Reliability", Khanna Publishers, New Delhi, 2006	
5. Srinath L.S "Reliability Engineering", Affiliated East west Press, 2005.	

  
 Signature of BOS chairman, MCE

U18MCE0009	COMPOSITE AND SMART MATERIALS	L	T	P	J	C
		3	0	0	0	3

**Course Outcomes**

**After successful completion of this course, the students should be able to**

CO1	Recognize the need and characteristics of the composite materials	K2
CO2	Explain the manufacturing processes of composite materials	K2
CO3	Explain the applications of composites and its sustainability	K2
CO4	Explain the principle and working of Piezoelectric and Magnetostrictive materials	K2
CO5	Explain the electro active materials and shape memory alloys	K2
CO6	Understand the concept behind smart composites	K2

**Pre-requisite**

Nil

**CO – POMapping**

(S/M/W indicates strength of correlation) S – Strong, M – Medium, W - Weak

CO's	Program Outcomes													
	PO1	PO2	PO3	PO4	PO5	PO6	PO7	PO8	PO9	P10	P11	P12	PSO1	PSO2
CO1	S													
CO2													M	
CO3							M							
CO4	S												M	
CO5													M	
CO6	M													


**Course Assessment Methods:**

Direct	Indirect
1. Continuous Assessment Test I,II 2. Assignment: Group Presentation, Project report, Poster preparation, Prototype or Product Demonstration etc. (as applicable) 3. End Semester Examination	1.Course end survey

**INTRODUCTION TO COMPOSITE MATERIALS** **9 Hours**

Need and general characteristics of composite materials- mechanical advantages and limitations  
 Characteristics of fibers and matrixes – classification of composites – Prepregs – Lamina, Laminate and sandwich construction. Ceramics.

**MANUFACTURING AND QUALITY INSPECTION** **9 Hours**

  
 Signature of BOS chairman, MCE

Fundamentals of curing – Bag molding process – compression and vacuum molding – filament winding – Quality inspection methods for raw materials – cure cycle monitoring – cured composite parts.	
<b>APPLICATIONS OF COMPOSITES AND SUSTAINABILITY</b>	<b>9 Hours</b>
Applications of composites - Natural fibers needs and its significance - Recycling of composites	
<b>PIEZOELECTRIC AND MAGNETOSTRICTIVE MATERIALS</b>	<b>9 Hours</b>
Introduction to Smart Materials, Principles of Piezoelectricity, Perovskite Piezoceramic Materials, Single Crystals vs Polycrystalline Systems, Piezoelectric Polymers, Modelling Piezoelectric Actuators, Amplified Piezo Actuation – Internal and External Amplifications. Principles of Magnetostriction, Rare earth Magnetostrictive materials, Giant Magnetostriction and Magneto-resistance effect. Magnetostrictive Actuation, Joule Effect, Wiedemann Effect, Magneto volume Effect, Magnetostrictive Mini Actuators.	
<b>ELECTRO ACTIVE MATERIALS AND SHAPE MEMORY ALLOYS</b>	<b>9 Hours</b>
Introduction to Electro-active Materials, Electronic Materials, Electro-active Polymers, Ionic Polymer Matrix Composite (IPMC), Shape Memory Effect, Shape Memory Alloys, Shape Memory Polymers, Electro-rheological Fluids, Magneto Rheological Fluids. IPMC and Polymeric Actuators, Shape Memory Actuators. .	
<b>Theory: 45 Hours</b>	<b>Total: 45 Hours</b>
<b>References:</b>	
1. Mallick P K., “Fiber Reinforced Composites: Materials, Manufacturing and Design”, 3rd Edition, Manel Dekker Inc, 2008.	
2. Brian Culshaw, Smart Structures and Materials, Artech House, 2000	
3. Gauenzi, P., Smart Structures, Wiley, 2009	
4. Cady, W. G., Piezoelectricity, Dover Publication	

  
 Signature of BOS chairman, MCE

<b>U18MCE0010</b>	<b>ADDITIVE MANUFACTURING</b>	<b>L</b>	<b>T</b>	<b>P</b>	<b>J</b>	<b>C</b>
		<b>3</b>	<b>0</b>	<b>0</b>	<b>0</b>	<b>3</b>

**Course Outcomes:**

**After successful completion of this course, the students should be able to**

<b>CO1</b>	Recognize the development of AM technology and how AM technology propagated into various businesses and developing opportunities.	K2
<b>CO2</b>	Acquire knowledge on process of transforming a concept into the final product in AM technology.	K2
<b>CO3</b>	Elaborate the vat polymerization and material extrusion processes and its applications.	K2
<b>CO4</b>	Acquire knowledge on powder bed fusion processes and its applications.	K2
<b>CO5</b>	Acquire knowledge on direct energy deposition processes and its applications.	K2
<b>CO6</b>	Evaluate the advantages, limitations, applications of binder jetting, material jetting and laminated object manufacturing processes.	K3

**Pre-requisite:**

Nil

**CO/PO Mapping**

(S/M/W indicates strength of correlation) S-Strong, M-Medium, W-Weak

Cos	Programme Outcomes(POs)													
	PO1	PO2	PO3	PO4	PO5	PO6	PO7	PO8	PO9	PO10	PO11	PO12	PSO1	PSO2
CO1	S													M
CO2	S		M										M	M
CO3	S		M										M	M
CO4	S		M										M	M
CO5	S		M										M	M
CO6	S		M										M	M

**Course Assessment methods:**

<b>Direct</b>	<b>Indirect</b>
1. Continuous Assessment Test I,II 2. Assignment:Group Presentation, Project report, Poster preparation, Prototype or Product Demonstration etc. (as applicable) 3. End Semester Examination	1.Course end survey

  
 Signature of BOS chairman, MCE

<b>INTRODUCTION</b>	<b>9 Hours</b>
Overview – Need - Development of Additive Manufacturing (AM) Technology: Rapid Prototyping- Rapid Tooling – Rapid Manufacturing – Additive Manufacturing. AM Process Chain- Classification – Benefits. Applications: Building Printing-Bio Printing- Food Printing-Printing Electronics. Business Opportunities and Future Directions - Intellectual Property.	
<b>DESIGN FOR ADDITIVE MANUFACTURING (DFAM)</b>	<b>9 Hours</b>
Concepts and Objectives- AM Unique Capabilities: Part Consolidation-Topology Optimization- Lightweight Structure - DFAM for Part Quality Improvement. Data Processing - CAD Model Preparation –Part Orientation and Support Structure Generation -Model Slicing - Tool Path Generation-Customized Design and Fabrication for Medical Applications- Case Studies.	
<b>VAT POLYMERIZATION AND MATERIAL EXTRUSION</b>	<b>9 Hours</b>
Photo polymerization: Stereolithography Apparatus (SLA) - Materials -Process -Advantages- Limitations-Applications. Digital Light Processing (DLP) - Materials – Process - Advantages - Applications. Extrusion Based System: Fused Deposition Modeling (FDM) - Process-Materials - Applications and Limitations.	
<b>POWDER BED FUSION AND DIRECT ENERGY DEPOSITION</b>	<b>9 Hours</b>
Powder Bed Fusion: Selective Laser Sintering (SLS): Process – Powder Fusion Mechanism – Process Parameters – Typical Materials and Application. Selective Laser Melting (SLM) and Electron Beam Melting (EBM): Materials – Process - Advantages and Applications. Beam Deposition Process: Laser Engineered Net Shaping (LENS) - Process -Material Delivery - Process Parameters -Materials - Benefits -Applications.	
<b>OTHER ADDITIVE MANUFACTURING PROCESSES</b>	<b>9 Hours</b>
Binder Jetting: Three-Dimensional Printing - Materials -Process - Benefits and Limitations. Material Jetting: Multijet Modeling- Materials- Process- Benefits. Sheet Lamination Process: Laminated Object Manufacturing (LOM)- Basic Principle- Mechanism: Gluing or Adhesive Bonding – Thermal Bonding- Materials-Application and Limitation.	
<b>Total Hours: 45</b>	
<b>REFERENCES:</b>	
1. Andreas Gebhardt and Jan-Steffen Hötter “Additive Manufacturing: 3D Printing for Prototyping and Manufacturing”, Hanser publications, United States,2015,	
2. Ian Gibson, David W. Rosen and Brent Stucker “Additive Manufacturing Technologies: Rapid Prototyping to Direct Digital Manufacturing”, 2nd edition, Springer., United States, 2015,	
3. Amit Bandyopadhyay and Susmita Bose, “Additive Manufacturing”, 1st Edition, CRC Press., United States, 2015,	
4. AndreasGebhardt, “Understanding Additive Manufacturing: Rapid Prototyping, Rapid Manufacturing”, Hanser Gardner Publication, Cincinnati., Ohio, 2012,.	
5. Kamrani A.K. and Nasr E.A., “Rapid Prototyping: Theory and practice”, Springer., United States, 2011,	
6. Liou, L.W. and Liou, F.W., “Rapid Prototyping and Engineering applications: A tool box for prototype development”, CRC Press., United States, 2019,	
7. MilanBrandt, “Laser Additive Manufacturing: Materials, Design, Technologies, and Applications”, Woodhead Publishing., United Kingdom,2016,	

  
 Signature of BOS chairman, MCE

<b>U18MCE0011</b>	<b>DESIGN OF MATERIAL HANDLING SYSTEMS</b>	<b>L</b>	<b>T</b>	<b>P</b>	<b>J</b>	<b>C</b>
		<b>3</b>	<b>0</b>	<b>0</b>	<b>0</b>	<b>3</b>

### Course Outcomes

After successful completion of this course, the students should be able to		
<b>CO1</b>	Recognize the need and types of the Material Handling Equipments	K2
<b>CO2</b>	Calculate the power requirements for a given belt conveyor	K3
<b>CO3</b>	Select the components for the belt conveyors	K3
<b>CO4</b>	Select and design the conveyors for the particular application	K3
<b>CO5</b>	Differentiate the conveyors and elevators and design the bucket and cage elevators	K3
<b>CO6</b>	Explain the various elements of the hoists	K2

### Pre-requisite

Nil

CO/PO Mapping														
(S/M/W indicates strength of correlation) S-Strong, M-Medium, W-Weak														
Cos	Programme Outcomes(POs)													
	PO1	PO2	PO3	PO4	PO5	PO6	PO7	PO8	PO9	PO10	PO11	PO12	PSO 1	PSO 2
<b>CO1</b>	M													
<b>CO2</b>	M													
<b>CO3</b>	M		M										M	
<b>CO4</b>	M	W	S			W							M	W
<b>CO5</b>	M	W	M										M	
<b>CO6</b>	M		M										M	

### Course Assessment methods:

Direct	Indirect
1. Continuous Assessment Test I,II 2. Assignment: Group Presentation, Project report, Poster preparation, Prototype or Product Demonstration etc. (as applicable). 3. End Semester Examination	1.Course end survey

<b>MATERIAL HANDLING EQUIPMENTS (MHE)</b>	<b>4 Hours</b>
Materials and Bulk materials – Types of material handling equipments – selection and applications of MHE. Automation in material handling system.	
<b>BELT CONVEYORS</b>	<b>10 Hours</b>
General components of belt conveyors - Selection of belt speed and belt width – Drive unit design: Power requirement – coupling types and selection – Speed reduction: gearbox types and selection – Shaft and Pulley design – selection of Idlers and Idlers spacing – Safety devises for belt conveyors	
<b>DESIGN OF OTHER CONVEYORS</b>	<b>10 Hours</b>

  
 Signature of BOS chairman, MCE

Apron conveyors, Screw conveyors, Cleat conveyors and Pneumatic conveyors	
<b>ELEVATORS</b>	<b>11 Hours</b>
Conveyors and Elevators – Bucket elevators: centrifugal type and continuous type bucket elevators– Design of bucket elevators – Safety devices for bucket elevators Cage elevators: Shaft way, guides, counter weights – safety devices	
<b>HOIST</b>	<b>10 Hours</b>
Design of Hoisting elements: Welded and roller chains – Hemp wire and ropes – Design of ropes – Pulley – sprockets and drums	
Load handling attachments – Forged and Eye hooks – crane grabs – lifting magnets – Grabbing attachments – arresting gears and brakes	
<b>Theory:45Hrs</b>	<b>Total Hours:45</b>
<b>REFERENCES:</b>	
1. Rudenko N., “Materials handling equipment”, ELnvee Publishers,1970.	
2. Fenner & Dunlop, “Conveyor Handbook”	
2. David VHutton “Fundamentals of Finite Element Analysis”, McGraw-Hill International Edition, 2004.	
2. Alexandrov M, Materials Handling Equipments, MIR Publishers,1981.	
4. <u>A. Spivakovsky</u> (Author), <u>V. Dyachkov</u> (Author), <u>D. Danemanis</u> (Translator) Conveyors and Related Equipment, 1966.	

  
 Signature of BOS chairman, MCE



<b>U18MCE0012</b>	<b>DESIGN FOR MANUFACTURE AND ASSEMBLY</b>	<b>L</b>	<b>T</b>	<b>P</b>	<b>J</b>	<b>C</b>
		<b>3</b>	<b>0</b>	<b>0</b>	<b>0</b>	<b>3</b>

### Course Outcomes

**After successful completion of this course, the students should be able to**

<b>CO1</b>	Explain the design principles for manufacturability and factors influencing it	<b>K2</b>
<b>CO2</b>	List and explain the factors influencing form design.	<b>K2</b>
<b>CO3</b>	Explain the design considerations for cast steel and casting process	<b>K2</b>
<b>CO4</b>	Explain the design considerations various machining process.	<b>K2</b>
<b>CO5</b>	Explain the use of computer in DFMA.	<b>K2</b>
<b>CO6</b>	Describe the Design considerations and Guidelines for assembly.	<b>K3</b>

### Pre-requisite

Nil

### CO/PO Mapping

(S/M/W indicates strength of correlation) S-Strong, M-Medium, W-Weak

Cos	Programme Outcomes(POs)													
	PO1	PO2	PO3	PO4	PO5	PO6	PO7	PO8	PO9	PO10	PO11	PO12	PSO1	PSO2
<b>CO1</b>	M													
<b>CO2</b>	M													
<b>CO3</b>	M		M										M	
<b>CO4</b>	M	W	S										M	W
<b>CO5</b>	M	W	M		W								M	
<b>CO6</b>	M		M										M	

### Course Assessment methods:

Direct	Indirect
1. Continuous Assessment Test I,II 2. Assignment: Group Presentation, Project report, Poster preparation, Prototype or Product Demonstration etc. (as applicable). 3. End Semester Examination	1.Course end survey

### INTRODUCTION

**9 Hours**

General design principles for manufacturability –Factors influencing design-Types of problems to be solved- evaluation of customer’s requirements-Systematic working plan for the designer-Types of problems to be solved-Possible Solutions-Evaluation method- Process capability - Feature tolerances -Geometric assembly. tolerances - Assembly limits -Datum features - Tolerance stacks-Interchangeable part manufacture and selective

### FACTORS INFLUENCING FORM DESIGN

**9 Hours**

  
 Signature of BOS chairman, MCE

Materials choice - Influence of basic design, mechanical loading, material, production method, size and weight on form design- form design of welded members and forgings-case studies	
<b>COMPONENT DESIGN – CASTING CONSIDERATION</b>	<b>9 Hours</b>
Form design of grey iron, steel, malleable iron and aluminum castings. Redesign of castings based on parting line considerations - Minimizing core requirements, machined holes, redesign of cast members to obviate cores-case studies	
<b>COMPONENT DESIGN - MACHINING CONSIDERATION</b>	<b>9 Hours</b>
Design features to facilitate machining - drills - milling cutters - keyways - Doweling procedures, counter sunk screws - Reduction of machined area- simplification by separation - simplification by amalgamation - Design for machinability - Design for economy - Design for clampability - Design for accessibility - Design for assembly. Identification of uneconomical design - Modifying the design - Computer Applications for DFMA- case studies	
<b>DESIGN FOR ASSEMBLY</b>	<b>9 Hours</b>
Design for assembly (DFA) - The assembly process - Economic production quantities - Design considerations - Guidelines for assembly Improvement- Rivets - Screw fasteners - Metal stitching – Fits - press-fits - snap-fits. Weldments - Characteristics and applications of arc weldments - Economic Production Quantities - Design Recommendations.	
<b>Theory:45Hrs</b>	<b>Total Hours:45</b>
<b>REFERENCES:</b>	
1. Geoffrey Boothroyd, G, , Assembly Automation and Product Design.NewYork, Marcel Dekker,2011	
2. Bralla, Design for Manufacture handbook, McGraw hill,1999.	
3. Kevien Otto and Kristin Wood, Product Design. Pearson Publication,2004.	

  
 Signature of BOS chairman, MCE

<b>U18MCE0013</b>	<b>PRECISION MANUFACTURING</b>	<b>L</b>	<b>T</b>	<b>P</b>	<b>J</b>	<b>C</b>
		<b>3</b>	<b>0</b>	<b>0</b>	<b>0</b>	<b>3</b>

### Course Outcomes

After successful completion of this course, the students should be able to		
<b>CO1:</b>	Describe different types of Unconventional Machining processes and principle of mechanical energy based unconventional machining processes.	K2
<b>CO2:</b>	Explain the working principle of electrical energy based unconventional machining processes.	K2
<b>CO3:</b>	Explain the working principle of chemical energy based unconventional machining processes.	K2
<b>CO4:</b>	Explain the working principle of electro chemical energy based unconventional machining processes.	K2
<b>CO5:</b>	Explain the working principle of thermal energy based unconventional machining processes.	K2
<b>CO6:</b>	Describe the working principle of super finishing process.	K2

### Pre-requisite

Nil

CO/PO Mapping														
(S/M/W indicates strength of correlation) S-Strong, M-Medium, W-Weak														
COs	Programme Outcomes(POs)													
	PO1	PO2	PO3	PO4	PO5	PO6	PO7	PO8	PO9	PO10	PO11	PO12	PSO1	PSO2
<b>CO1</b>	M	W												
<b>CO2</b>	M	M												
<b>CO3</b>	M	M											M	
<b>CO4</b>	M	M				W							M	W
<b>CO5</b>	M	M											M	
<b>CO6</b>	M	M											M	

### Course Assessment methods:

Direct	Indirect
1. Internal Test I 2. Internal Test II 3. End semester Examination Assignment	1.Course end survey

### MECHANICAL ENERGY BASED PROCESSES

**9 Hours**

Introduction Unconventional Machining Process, Need, Classification, Brief overview of all techniques, Abrasive Jet Machining – Water Jet Machining – Abrasive Water Jet Machining- Ultrasonic Machining (AJM, WJM, AWJM, USM). Working Principles – equipment used – Process parameters – MRR – Applications.

  
 Signature of BOS chairman, MCE

<b>ELECTRICAL ENERGY BASED PROCESSES</b>	<b>9 Hours</b>
Electric Discharge Machining (EDM) - working Principles-equipment-Process Parameters-MRR-electrodes Used – Power Circuits – Dielectric – Flushing – Applications, Wire Cut EDM Applications.	
<b>CHEMICAL AND ELECTRO-CHEMICAL ENERGY BASED PROCESSES</b>	<b>9 Hours</b>
Chemical machining and Electro-Chemical machining (CHM and ECM)-Etchants – Maskant-techniques of applying maskants - Process Parameters – Surface finish and MRR-Applications. Principles of ECM- equipments – MRR -Process Parameters- ECG and ECH - Applications.	
<b>THERMAL ENERGY BASED PROCESSES</b>	<b>9 Hours</b>
Laser Beam Machining (LBM), Plasma Arc Machining (PAM) and Electron Beam Machining (EBM),Principles-Equipment – MRR - Process Parameters - Applications.	
<b>SUPER FINISHING PROCESS</b>	<b>9 Hours</b>
Super finishing process – Honing - honing machines, Process parameter, MRR – Lapping – characteristics, Types of lapping, lapping machines, and Super finishing – Burnishing, Magnetic float polishing, Magnetic field assisted polishing, Electro polishing	
<b>Theory:45Hrs</b>	<b>Total Hours:45</b>
<b>REFERENCES:</b>	
1. Vijay K Jain “Advanced Machining Processes”, first edition, Allied Publishers Pvt. Ltd., New Delhi, 2007.	
2. Benedict G F. “Nontraditional Manufacturing Processes”, Marcel Dekker Inc., New York, 1987	
3. Pandey P C and Shan H S. “Modern Machining Processes”, Tata McGraw-Hill, New Delhi, 1980.	
4. Hassan Abdel-Gawad El-Hofy “Advanced Machining Processes: Nontraditional and Hybrid Machining Processes” Tata McGraw-Hill, New Delhi, 2005	

  
 Signature of BOS chairman, MCE

<b>U18MCE0015</b>	<b>OPERATION RESEARCH</b>	<b>L</b>	<b>T</b>	<b>P</b>	<b>J</b>	<b>C</b>
		<b>3</b>	<b>0</b>	<b>0</b>	<b>0</b>	<b>3</b>

### Course Outcomes

**After successful completion of this course, the students should be able to**

CO1:	Apply linear programming model and assignment model to domain specific situations.	K2
CO2:	Analyze the various methods under transportation model and apply the model for testing. the closeness of their results to optimal results	K2
CO3:	Apply the concepts of PERT and CPM for decision making and optimally managing. projects	K2
CO4:	Analyze the various replacement and sequencing models and apply them for arriving at optimal decisions.	K2
CO5:	Analyze and apply appropriate inventory techniques in domain specific situations.	K2
CO6:	Analyze and apply appropriate queuing theories in domain specific situations.	K2

### Pre-requisite

Nil

### CO/PO Mapping

(S/M/W indicates strength of correlation) S-Strong, M-Medium, W-Weak

COs	Programme Outcomes(POs)													
	PO1	PO2	PO3	PO4	PO5	PO6	PO7	PO8	PO9	PO10	PO11	PO12	PSO 1	PSO2
<b>CO1</b>	S	S		S									W	
<b>CO2</b>	S	S		S									W	
<b>CO3</b>	S	S		S						S			W	
<b>CO4</b>	S	S		S									W	
<b>CO5</b>	S	S		S									W	
<b>CO6</b>	S	S		S									W	

### Course Assessment methods:

Direct	Indirect
1. Internal Test I 2. Internal Test II 3. Assignment 4. End semester Examination	1.Course end survey
<b>LINEAR MODEL</b>	<b>9 Hours</b>
The phases of OR study – formation of an L.P model – graphical solution – simplex algorithm – artificial variables technique (Big M method, two phase method), duality in simplex.	
<b>TRANSPORTATION AND ASSIGNMENT PROBLEM</b>	<b>9 Hours</b>
Transportation model – Initial solution by North West corner method – least cost method – VAM. Optimality test – MODI method and stepping stone method. Assignment model – formulation – balanced and unbalanced assignment problems. Traveling salesman problem	
<b>PROJECT MANAGEMENT BY PERT &amp; CPM</b>	<b>9 Hours</b>

  
 Signature of BOS chairman, MCE

Basic terminologies – Constructing a project network – Scheduling computations – PERT - CPM – Resource smoothing, Resource leveling, PERT cost	
<b>REPLACEMENT AND SEQUENCING MODELS</b>	<b>9 Hours</b>
Replacement policies - Replacement of items that deteriorate with time (value of money not changing with time) – Replacement of items that deteriorate with time (Value of money changing with time) – Replacement of items that fail suddenly (individual and group replacement policies). Sequencing models- n job on 2 machines – n jobs on 3 machines – n jobs on m machines, Traveling salesman problem	
<b>INVENTORY AND QUEUING THEORY</b>	<b>9 Hours</b>
Variables in inventory problems, EOQ, deterministic inventory models, order quantity with price break, techniques in inventory management. Queuing system and its structure – Kendall’s notation – Common queuing models - M/M/1: FCFS/∞/∞ - M/M/1: FCFS/n/∞ - M/M/C: FCFS/∞/∞ - M/M/1: FCFS/n/m	
<b>Theory:45Hrs</b>	<b>Total Hours:45</b>
<b>REFERENCES:</b>	
1. Taha H A., “Operation Research”, Pearson Education, 2007.	
2. Hira and Gupta “Introduction to Operations Research”, S. Chand and Co.2012	
3. Hira and Gupta “Problems in Operations Research”, S. Chand and Co.2010	
4. Wagner, “Operations Research”, Prentice Hall of India, 2000	

  
 Signature of BOS chairman, MCE

<b>U18MCE0016</b>	<b>FINITE ELEMENT ANALYSIS</b>	<b>L</b>	<b>T</b>	<b>P</b>	<b>J</b>	<b>C</b>
		<b>3</b>	<b>0</b>	<b>0</b>	<b>0</b>	<b>3</b>

### Course Outcomes

**After successful completion of this course, the students should be able to**

CO1:	Develop the governing equations for a continuum.	K3
CO2:	Model and assemble the stiffness matrices for 1D, 2D elements.	K3
CO3:	Explain about plane stress and plane strain	K3
CO4:	Choose the appropriate element type for a particular application.	K3
CO5:	Apply the FEM for plate bending and thermal analysis	K3
CO6:	Apply different case study of finite element analysis	K3

### Pre-requisite

Nil

### CO/PO Mapping

(S/M/W indicates strength of correlation) S-Strong, M-Medium, W-Weak

COs	Programme Outcomes(POs)													
	PO1	PO2	PO3	PO4	PO5	PO6	PO7	PO8	PO9	PO10	PO11	PO12	PSO 1	PSO2
<b>CO1</b>	S	S							S		S	S		
<b>CO2</b>	S	S	M								S	S	M	
<b>CO3</b>	S		S		S						S		S	
<b>CO4</b>	S		S			S					S		S	

### Course Assessment methods:

Direct	Indirect
1. Internal Test I 2. Internal Test II 3. End semester Examination 4. Assignment	Course end survey

### INTRODUCTION

**9 Hours**

Historical background – Introduction to FEA – Review of Matrix Algebra and Gaussian elimination – Governing equations for continuum – Spring assemblage – Stiffness method & Potential Energy Approach – Galerkin’s weighted residual method.

### ONE DIMENSIONAL ELEMENTS – BAR, PLANE TRUSS & BEAM

**9 Hours**

Bar element - Stiffness Matrix in local and global coordinates, Computation of Stress – Potential Energy and Galerkin’s residual method – Solution of Plane Truss – Beam element – Stiffness and assembly of stiffness matrices - Potential energy and Galerkin approach.

### PLANE STRESS & PLANE STRAIN – CST & LST APPROACH

**8 Hours**

Binomial, Poisson and Normal distributions – properties- Fitting of Binomial, Poisson and normal distributions to data

  
 Signature of BOS chairman, MCE

<b>AXISYMMETRIC ELEMENTS AND ISOPARAMETRIC FORMULATION</b>	<b>10 Hours</b>
Axisymmetric formulation – Stiffness Matrix – Pressure Vessel Analysis – Applications – Isoparametric formulation – Formulation for Bar and Plane Elements – Numerical Integration – Gaussian & Newton-Cotes Quadrature – Evaluation of Stiffness Matrix by Gaussian Quadrature..	
<b>PLATE BENDING AND THERMAL ANALYSIS</b>	<b>9 Hours</b>
Basic Concepts of Plate Bending – Element Stiffness Matrix and Equations – Heat Transfer – Basic Differential Equation and Units – 1d and 2d formulation.	
<b>CASE STUDY:</b> Finite Element Analysis on Bicycle Frame, Finite Element Analysis on V-belt pulley of a fodder crushing machine.	
<b>Theory:45Hrs</b>	<b>Total Hours:45</b>
<b>REFERENCES:</b>	
1. Daryl, L. Logan, “A First course in the Finite Element Method”, Thomson Learning, 4th edition, 2007.	
2. Chandrupatla T.R., and Belegundu A.D., ”Introduction to Finite Elements in Engineering”, Pearson Education, 3rd Edition, 2002.	
3. David V Hutton “Fundamentals of Finite Element Analysis”, McGraw-Hill International Edition, 2004.	
4. Rao S.S., “The Finite Element Method in Engineering”, Pergammon Press, 1989.	
5. N. Reddy, “An Introduction to the Finite Element Method”, Tata McGraw Hill, 3rd Edition, 2005.	

  
 Signature of BOS chairman, MCE



<b>U18MCE0017</b>	<b>MAINTENANCE ENGINEERING</b>	<b>L</b>	<b>T</b>	<b>P</b>	<b>J</b>	<b>C</b>
		<b>3</b>	<b>0</b>	<b>0</b>	<b>0</b>	<b>3</b>

### Course Outcomes

<b>After successful completion of this course, the students should be able to</b>		
<b>CO1:</b>	Extend the concept and function of maintenance department and costs associated.	K2
<b>CO2:</b>	Plan for preventive maintenance.	K2
<b>CO3:</b>	Schedule and evaluate the maintenance.	K2
<b>CO4:</b>	Test the reliability in maintenance.	K2
<b>CO5:</b>	Analyze manpower requirement.	K2
<b>CO6:</b>	Explain the maintenance of mechanical and electrical systems.	K2

### Pre-requisite

Nil

<b>CO/PO Mapping</b> (S/M/W indicates strength of correlation) S-Strong, M-Medium, W-Weak														
COs	Programme Outcomes(POs)													
	PO1	PO2	PO3	PO4	PO5	PO6	PO7	PO8	PO9	PO10	PO11	PO12	PSO1	PSO12
<b>CO1</b>	M								S				S	
<b>CO2</b>		M	M									W		S
<b>CO3</b>			M										M	
<b>CO4</b>											S		S	
<b>CO5</b>									S					S
<b>CO6</b>	S													S

### Course Assessment methods:

Internal test I	Internal test I
1. Internal Test I 2. Internal Test II 3. Group Presentation 4. End Semester exam	Course end survey

### MAINTENANCE CONCEPT


**9 Hours**

Maintenance objectives, levels, types of systems, benefits, effects – Responsibilities of maintenance department – Concept of maintainability – Principles of Maintenance – R&D, Overhauling and Expert systems in Maintenance, Maintenance cost and budget.

### PLANNED PREVENTIVE MAINTANANCE

**9 Hours**

Scope and elements of PPM, Implementation, work planning and scheduling Planned maintenance procedure, effectiveness of preventive maintenance, development of checklist.

  
 Signature of BOS chairman, MCE

<b>MAINTENANCE EVALUATION, PLANNING AND SCHEDULING</b>	<b>9 Hours</b>
Maintenance evaluation, planning of maintenance function, development of maintenance department, estimation of maintenance work maintenance scheduling.	
<b>RELIABILITY IN MAINTENANCE</b>	<b>9 Hours</b>
Reliability, failure functions and their models, application, design for reliability, quality and reliability, reliability improvement and testing.	
<b>MANPOWER PLANNING MAINTENANCE OF MECHANICAL AND ELECTRICAL SYSTEMS</b>	<b>9 Hours</b>
Manpower planning: Objectives, stages, Timescale, Estimation Mode, Maintenance of Bearings, Friction clutches, Couplings, Fastening devises, Chains, Gear Drives, Support Equipments, Electrical Equipments.	
<b>Theory:45Hrs</b>	<b>Total Hours:45</b>
<b>REFERENCES</b>	
1. Mishra, R.C., K.Rathak, Maintenance Engineering and Management, Prentice Hall of India, 2ndEdition, 2012.	
2. Er. Sushil Kumar Srivastava, Maintenance Engineering (Principles, Practices and Management) S.Chand	

  
 Signature of BOS chairman, MCE

<b>U18MCE0018</b>	<b>MEDICAL MECHATRONICS</b>	<b>L</b>	<b>T</b>	<b>P</b>	<b>J</b>	<b>C</b>
		<b>3</b>	<b>0</b>	<b>0</b>	<b>0</b>	<b>3</b>

### Course Outcomes

<b>After successful completion of this course, the students should be able to</b>		
CO1	Explain different measurement techniques used in physiological parameters measurement.	K2
CO2	Describe the different sensors and transducer principles used in bio medical application	K2
CO3	Describe the signal conditioning circuits used in biomedical engineering.	K2
CO4	Comment on various measurement systems used in diagnostics.	K2
CO5	Comment on various monitoring systems used in diagnostics	K2
CO6	Differentiate the working of recorders and explain the advanced systems used in medicine.	K2

### Pre-requisite


Nil

<b>CO/PO Mapping</b> (S/M/W indicates strength of correlation) S-Strong, M-Medium, W-Weak												
COs	Programme Outcomes (POs)											
	PO1	PO2	PO3	PO4	PO5	PO6	PO7	PO8	PO9	PO10	PO11	PO12
CO1	M											M
CO2	M			W								M
CO3	M			M								M
CO4	M	W										M
CO5	M	W										M
CO6	M				M							M

### Course Assessment methods:

Internal test I	Internal test I
Internal test I Internal test II End semester Examination Assignment	Course end survey

<b>INTRODUCTION</b>	<b>9 Hours</b>
Introduction to the physiology of cardiac, nervous & muscular and respiratory systems. Transducers and Electrodes: Different types of transducers & their selection for biomedical applications. Electrode theory, selection criteria of electrodes & different types of electrodes such as, Ag – Ag Cl, pH, etc	
<b>BIO-MEDICAL SENSORS AND TRANSDUCERS</b>	<b>9 Hours</b>
Basic transducer principles Types — resistive, inductive, capacitive, fiber-optic, photoelectric, chemical, active and passive transducers and their description and feature applicable for biomedical instrumentation – Bio, Nano sensors and application.	

  
 Signature of BOS chairman, MCE

<b>BIO AMPLIFIER</b>	<b>9 Hours</b>
Need for bio-amplifier - single ended bio-amplifier, differential bio-amplifier – right leg driven ECG amplifier. Band pass filtering, isolation amplifiers – transformer and optical isolation - isolated DC amplifier and AC carrier amplifier. Chopper amplifier. Power line interference	
<b>MEDICAL MEASUREMENT AND MONITORING SYSTEMS</b>	<b>9 Hours</b>
Blood pressure measurement: by ultrasonic method – plethysmography – blood flow measurement by electromagnetic flow meter, cardiac output measurement by dilution method – phonocardiography – vector cardiography. Heart lung machine – artificial ventilator – Anesthetic machine – Basic ideas of CT scanner – MRI and ultrasonic scanner – cardiac pacemaker –defibrillator patient safety - electrical shock hazards - Centralized patient monitoring system.	
<b>RECORDERS AND ADVANCED SYSTEMS</b>	<b>9 Hours</b>
Oscillographic – galvanometric - thermal array recorder, photographic recorder, storage oscilloscopes, electron microscope. Biotelemetry, Diathermy, Audiometers, Dialysers, Lithotripsy. <b>CASE STUDIES: Hot wire Anemometry for respiratory flow measurements.</b>	
<b>Theory:45Hrs</b>	<b>Total Hours:45</b>
<b>REFERENCES</b>	
1. Khandpur R S., “Handbook of Biomedical Instrumentation”, TMH, 2014	
2. Cromwell, Weibell and Pfeiffer, “Biomedical Instrumentation and Measurements”, 2 <sup>nd</sup> edition, Prentice Hall of India, 2011.	
3. Geddes L.A., and Baker, L.E., Principles of Applied Bio-medical Instrumentation, 3rd Edition, John Wiley and Sons, 2010	
4. Tompkins W J., “Biomedical Digital Signal Processing”, Prentice Hall of India, 2000.	
5. Arumugam M, ”Bio-Medical Instrumentation”, Anuradha Agencies, 2006.	

  
 Signature of BOS chairman, MCE

# OPEN ELECTIVES

  
Signature of BOS chairman, MCE

<b>U18MCO0001</b>	<b>ROBOTICS FOR ENGINEERS</b>	<b>L</b>	<b>T</b>	<b>P</b>	<b>J</b>	<b>C</b>
		<b>3</b>	<b>0</b>	<b>0</b>	<b>0</b>	<b>3</b>

### Course Outcomes

<b>After successful completion of this course, the students should be able to</b>		
<b>CO7:</b>	Describe about the robot laws ,kinematics and dynamics	K3
<b>CO8:</b>	Discuss about various robotic drives and control	K2
<b>CO9:</b>	Illustrate the various sensor used in robotic control	K2
<b>CO10:</b>	Brief about the image optimization techniques	K3
<b>CO11:</b>	Discuss about the application of robots in various fields	K2

### Pre-requisite


Nil

<b>CO/PO Mapping</b> (S/M/W indicates strength of correlation) S-Strong, M-Medium, W-Weak												
COs	Programme Outcomes (POs)											
	PO1	PO2	PO3	PO4	PO5	PO6	PO7	PO8	PO9	PO10	PO11	PO12
<b>CO1</b>	S										S	S
<b>CO2</b>	S		M								S	S
<b>CO3</b>	S	S				W					S	
<b>CO4</b>	S					W					S	S
<b>CO5</b>	S		M					M			M	M

### Course Assessment methods:

<b>DIRECT</b>	<b>INDIRECT</b>
1. Continuous Assessment Test I, II 2. Open book test; Cooperative learning report, Assignment; Journal paper review, Group Presentation, Project report, Poster preparation, Prototype or Product Demonstration etc. (as applicable) 3. End Semester Examination	1. Course -end survey

<b>INTRODUCTION</b>	<b>10 Hours</b>
Evolution of robotics - Laws of robotics – classification - robot anatomy – specification – Resolution, repeatability and precision movement. Introduction to robot arm kinematics and dynamics – planning of manipulator trajectories.	
<b>ROBOTIC DRIVES AND CONTROL</b>	<b>10 Hours</b>
Hydraulic, Electric and Pneumatic drives – linear and rotary actuators – end-effectors – classification-control of robot manipulator - variable structure control – non-linear decoupled and feedback control – effect of external disturbance – PID control scheme – resolved motion control - computed torque control, force control of robotic manipulators. Adaptive control.	
<b>SENSORS</b>	<b>10 Hours</b>

  
 Signature of BOS chairman, MCE

Need for sensing system - classification of robotic sensors - status sensors, environmental sensors, quality control sensors, safety sensors and work cell control sensors. – non-optical and optical position sensors – velocity sensors – proximity sensors – contact and noncontact type – touch and slip sensors – force and torque sensors – selection of right sensors.	
<b>MACHINE VISION SYSTEM</b>	<b>10 Hours</b>
Image Sensing and Digitizing - Image definition, Image acquisition devices, specialized lighting techniques. Digital Images - Sampling, Quantization and Encoding. Image storage. Image Processing and Analysis Data reduction – digital conversion and windowing. Segmentation – Thresholding, Edge detection and Region growing. Binary Morphology and grey morphology operations. Feature Extraction, Object recognition, Depth measurement.	
<b>APPLICATION</b>	<b>5 Hours</b>
Introduction - Delivery Robots – Intelligent vehicles – Survey and inspection robots – Space Robots – Autonomous aircrafts – Underwater Inspection – Agriculture and Forestry.	
<b>Theory:45Hrs</b>	<b>Total Hours:45</b>
<b>REFERENCES</b>	
1. Saeed B Niku, 'Introduction to Robotics', 2nd edition, Prentice Hall of India, 2010.	
2. S. R. Deb and S. Deb, "Robotics Technology and Flexible Automation", Tata McGraw Hill Education Pvt. Ltd, 2010.	
3. Mikell P. Groover, "Industrial Robots - Technology, Programming and Applications", McGraw Hill, New York, 2008.	
4. Fu K S, Gonzalez R C, Lee C.S.G, "Robotics: Control, Sensing, Vision and Intelligence", McGraw Hill, 1987	
5. Ramesh Jam, Rangachari Kasturi, Brain G. Schunck, "Machine Vision", Tata McGraw-Hill, 1995.	
6. Yoremkoren, "Robotics for Engineers", McGraw-Hill, USA, 1987.	
7. P.A. Janaki Raman, "Robotics and Image Processing", Tata McGraw-Hill, 1991.	

  
 Signature of BOS chairman, MCE

<b>U18MCO0002</b>	<b>AUTOMATION IN AGRICULTURE</b>	<b>L</b>	<b>T</b>	<b>P</b>	<b>J</b>	<b>C</b>
		<b>2</b>	<b>0</b>	<b>1</b>	<b>0</b>	<b>3</b>

### Course Outcomes

<b>After successful completion of this course, the students should be able to</b>		
<b>CO1:</b>	To understand the basics of automation in agriculture.	K2
<b>CO2:</b>	To understand the concepts of Precision agricultural systems and trends	K2
<b>CO3:</b>	To understand importance of automation in Irrigation systems	K2
<b>CO4:</b>	To understand the various Automation Practices in agriculture through case studies.	K2
<b>CO5:</b>	To know the Applications in material handling and packaging industries	K2


### Pre-requisite

Nil

<b>CO/PO Mapping</b>														
(S/M/W indicates strength of correlation) S-Strong, M-Medium, W-Weak														
<b>COs</b>	<b>Programme Outcomes(POs)</b>													
	PO1	PO2	PO3	PO4	PO5	PO6	PO7	PO8	PO9	PO10	PO11	PO12	PSO 1	PSO 2
<b>CO1</b>	S												S	
<b>CO2</b>	S					W								M
<b>CO3</b>	S			S										M
<b>CO4</b>	S			S				W					S	
<b>CO5</b>		M		S				W					S	

### Course Assessment methods:

<b>DIRECT</b>	<b>INDIRECT</b>
5. Internal Test I 6. Internal Test II 7. Assignment 8. Group Presentation 9. End semester exam	Course end survey
<b>AUTOMATION IN AGRICULTURE</b>	<b>10 Hours</b>
Introduction to automation- Robot farming system –wheel type robot tractor, crawler type robot tractor, rice planting robot, robot combine harvester – sensing crop status.	
<b>PRECISION AGRICULTURAL SYSTEMS</b>	<b>10 Hours</b>
Soil sensors- crop sensors – yield monitors –remote sensing- airborne multispectral and hyperspectral imaging-satellite imaging system- Principle – applications	
<b>IRRIGATION SYSTEMS</b>	<b>15 Hours</b>
Introduction –Types of irrigation system GIS in irrigation -Planning and design – rain fall monitoring- drought monitoring- automated controller-based irrigation system-IOT based irrigation system- case study evaluation of irrigation system in agriculture	

  
 Signature of BOS chairman, MCE




<b>AUTOMATION PRACTICES</b>		<b>10 Hours</b>
Field crop production automation – Mechanization, Sensing and Control in cotton production – Automatic Rubber Tapping		
<b>Theory: 45</b>		<b>Total Hours:45</b>
<b>REFERENCES</b>		
<b>1.</b>	Qin Zhang, Francis J. Pierce, "Agricultural Automation: Fundamentals and Practices", CRC Press, A Chapman and Hall Book, 2013	
<b>2</b>	Qin Zhang, "Precision Agriculture Technology for Crop Farming", CRC Press, 2016.	
<b>3</b>	Irrigation Systems, A Laycock, Irrigation Systems-Design, Planning and Construction ,2011	
<b>4</b>	Shimon Y Nof, Springer Handbook of Automation ,2009.	
<b>5</b>	Jensen, J.R., 2004. "Introductory Digital Image Processing: A Remote Sensing Perspective". Prentice – Hall. New Jersey.	
<b>6.</b>	A.M.Michael, 2010. Irrigation - theory and practice, Vikas publishers, New Delhi.	
<b>7</b>	<a href="http://cyber.sci-hub.tw/MTAuMTIwMS9iMTkzMzYtMTE=/10.1201%40b19336-11.pdf/">http://cyber.sci-hub.tw/MTAuMTIwMS9iMTkzMzYtMTE=/10.1201%40b19336-11.pdf /</a>	
<b>8</b>	<a href="https://link.springer.com/chapter/10.1007/978-3-540-78831-7_63">https://link.springer.com/chapter/10.1007/978-3-540-78831-7_63</a>	
<b>9</b>	<a href="https://www.safaribooksonline.com/library/view/agricultural-systems-agroecology/9780128020951">https://www.safaribooksonline.com/library/view/agricultural-systems-agroecology/9780128020951</a>	
<b>10</b>	<a href="http://sci-hub.tw/10.1080/10106048709354084">http://sci-hub.tw/10.1080/10106048709354084</a>	
<b>11</b>	<a href="https://www.safaribooksonline.com/library/view/sustainable-water-engineering/9781118541029/">https://www.safaribooksonline.com/library/view/sustainable-water-engineering/9781118541029/</a>	
<b>12</b>	<a href="https://www.coursera.org/specializations/gis">https://www.coursera.org/specializations/gis</a>	

  
 Signature of BOS chairman, MCE

  
Signature of BOS chairman, MCE

U18MCO0004	NATURE INSPIRED OPTIMIZATION TECHNIQUES										L	T	P	J	C
											3	0	0	0	3
<b>Course Outcomes</b>															
<b>After successful completion of this course, the students should be able to</b>															
CO1	Understand the importance of optimization													K2	
CO2	Understand nature inspired optimization algorithms													K2	
CO3	Apply nature inspired optimization techniques to solve problems													K4	
<b>Pre-requisite</b>															
NIL															
<b>CO/PO Mapping</b>															
(S/M/W indicates strength of correlation) S-Strong, M-Medium, W-Weak															
Programme Outcomes(POs)															
COs	PO1	PO2	PO3	PO4	PO5	PO6	PO7	PO8	PO9	PO10	PO11	PO12	PSO1	PSO2	
CO1	M	M	M										M	M	
CO2	M	S	S										M	M	
CO3	S	S	M	M	S								S	S	
<b>Course Assessment methods:</b>															
<b>Direct</b>							<b>Indirect</b>								
Written Assignment Case Studies Simulation							Course end survey								
<b>MODULE 1</b>												<b>9 Hours</b>			
Introduction to Optimization – Single and Multi-Objective Optimization – Nature Inspired Optimization – Genetic Algorithms – Gene Programming – Case Studies.															
<b>MODULE 2</b>												<b>9 Hours</b>			
Particle Swarm Optimization – Ant Colony Optimization – Bees Algorithm – Artificial Bee Colony Optimization – Case Studies.															
<b>MODULE 3</b>												<b>9 Hours</b>			
Cuckoo Search Algorithm – Firefly Algorithm – Fish Swarm Algorithm – Case Studies.															
<b>MODULE 4</b>												<b>9 Hours</b>			
Grey Wolf Algorithm – Bat Algorithm – Ant Lion Optimization – Case Studies.															
<b>MODULE 5</b>												<b>9 Hours</b>			
Flower Pollination Algorithm - Crow Search Algorithm – Water Wave Optimization - Case Studies.															
<b>Theory: 45 Hrs</b>										<b>Total Hours: 45</b>					
<b>REFERENCES:</b>															

  
 Signature of BOS chairman, MCE

1	Xin-She Yang, Nature-Inspired Optimization Algorithms, Elsevier, 2016.
2	Omid Bozorg-Haddad (Editor), Advanced Optimization by Nature-Inspired Algorithms, Studies in Computational Intelligence, Springer, 2017.
3	Ke-Lin Du, M.N.S. Swamy, Search and Optimization by Metaheuristics, Techniques and Algorithms Inspired by Nature, Birkhauser, 2016.
4	<a href="http://www.ieeeexplore.org">www.ieeeexplore.org</a>
5	<a href="http://www.elsevier.com">www.elsevier.com</a>
6	<a href="http://www.springer.com">www.springer.com</a>

  
Signature of BOS chairman, MCE

<b>U18MCO0005</b>	<b>Mechanics in Cricket</b>	<b>L</b>	<b>T</b>	<b>P</b>	<b>J</b>	<b>C</b>
		<b>3</b>	<b>0</b>	<b>0</b>	<b>0</b>	<b>3</b>

### Course OBJECTIVES

<ol style="list-style-type: none"> <li>To encourage, support and motivate the students to learn and understand concepts with a real-time things or with a sports related activity</li> <li>To know the design aspects and mechanics behind the sports equipment designs</li> <li>To develop goal oriented synergetic approach by rectifying errors in the pressure situations</li> <li>To develop team spirit and be a team worker.</li> <li>To analyze and anticipate the changes in the game and thereby reacting according to the situation</li> </ol>
---

### Course Outcomes

After successful completion of this course, the students should be able to		
<b>CO1:</b>	Understand the basic principles, rules and regulations and the skills of the game, tactics, field placement and umpiring signals	K2
<b>CO2:</b>	Interpret the technical knowledge in the aspects of cricket	K3
<b>CO3:</b>	Illustrate and make use of material science concepts in the design of cricket equipments	K3
<b>CO4:</b>	Apply and interpret the knowledge of solid mechanics and fluid mechanics in the batting and bowling aspects of cricket	K3
<b>CO5:</b>	Discover and explain the applications of sensor and instrumentation in the game of cricket	K3

### Pre-requisite

U17MET2003 Engineering Mechanics

CO/PO Mapping														
(S/M/W indicates strength of correlation) S-Strong, M-Medium, W-Weak														
COs	Programme Outcomes(POs)													
	PO1	PO2	PO3	PO4	PO5	PO6	PO7	PO8	PO9	PO10	PO11	PO12	PSO 1	PSO 2
<b>CO1</b>			M							M		M		
<b>CO2</b>	S	S	W							M		M	M	M
<b>CO3</b>	W	W	S							M		M	M	M
<b>CO4</b>	S	S	S							M		M	M	M
<b>CO5</b>	M	M	S							M		M	M	M


### Course Assessment methods:

DIRECT	INDIRECT
<ol style="list-style-type: none"> <li>Continuous Assessment Test I, II</li> <li>Assignments, Journal paper review, Group Presentation, Prototype or Product Demonstration Open book test, Quiz etc. (as applicable)</li> <li>End Semester Examination</li> </ol>	<ol style="list-style-type: none"> <li>Course-end survey</li> </ol>

### Introduction to the Game of Cricket


**9 Hours**

Introduction – Evolution of cricket – Basic rules and regulations – Various types or levels of cricket – Ground, Pitch and equipment's, Ground and pitch preparation, Physical conditioning for cricket, Stamina improvement

  
 Signature of BOS chairman, MCE

<p>exercises for batting, bowling and fielding  Batting – Batting posture - Stance, Bat lift, Position and orientation of bat for various types of shots or strokes  Bowling - Bowling – Ball grip, seam position and its effects in trajectory of the ball – Seam and Face  bowling – Various Slower delivery techniques - Naku Ball, Split Finger, Leg cutter, Off cutter, Position and orientation for various Spin Bowling – Leg Spin, Off Spin, Top spin, Chinaman, Googly, Carom ball</p>	
<b>Various Aspects of Cricket Player and Umpire</b>	<b>9 Hours</b>
<p>Fielding – Fielding Positions, Judgments according to field positions, Field adjustments according to trajectory of bowlers, Catching – Low, Flat, High catches at different positions, Slip catching, Throwing – Under arm, Flat, Long throw  Wicket-keeping – Stance for spin and pace / seam bowling – Upto the stumps, Behind the stumps, Stumping, Run-outs  Umpiring – 42 laws of cricket – interpretation and its application, Different signals – Stance and movements for run-outs, Eligibility criteria, Calculations for Organizing a cricket tournament – Matches, Run-rate</p>	
<b>Material Science and Composite Materials in Cricket</b>	<b>9 Hours</b>
<p>Various types of cricket – Depends on ball usage – White, Red, Pink - SG, Kookaburra, Dukes – Various design considerations in the design of cricket bats and balls – CNC Machines in design of bats - Various materials used for the design of cricket bat – Aluminum, Carbon composite, Graphite – Handle materials – Cane, Willow, Rubber, Polyurethane – Design modifications in Cricket Bat – Selection of cricket bats – Knocking of bats</p>	
<b>Solid Mechanics and Fluid Mechanics in Cricket</b>	<b>9 Hours</b>
<p>Fluid mechanics related to Ball Swing – Inswing, Out Swing, Reverse Swing – Laminar and Turbulent flow  Case studies : Smith, Warner and Bancroft ban issue – Various ball tampering incidents - Captaincy – Player managements, Field Placements related to bowlers and strengths of batsmen, Pressure situation analysis, reacting according to the situations on and off the field, motivational aspects for players  Solid mechanics related to Ball – Bat Contact and Trajectory – Conservation of momentum, Impact of elastic bodies, Curvilinear motion - Projectile motion – Ball validation related to Co-efficient of restitution</p>	
<b>Sensor and Instrumentation in Cricket</b>	<b>9 Hours</b>
<p>Go and No-Go Gauges for ball circularity measurement – Hawk Eye – Snicko meter – Hot Spot – Light Meter – LED Stumps – Ball Speed Sensor – Bat Swinging Speed Sensor (Intel) – Drone for Pitch Analysis - Bowling action verification</p>	
<b>Theory: 45 Hours</b>	<b>Total: 45 Hours</b>
<b>REFERENCES</b>	
1. The Handbook of Cricket, K. V. Andrew	
2. The Skills of Cricket, K. V. Andrew	
<b>OTHER REFERENCES</b>	
1. Cricket – The Techniques of the Game, Andrew, Carter, Lenham 2. A History of Cricket, B. Green 3. The MCC Cricket Coaching Book (Fourth Edition) 4. Wisden Cricketers’ Almanack (Printed Annually) 5. Test Cricket in Clubs and Schools (Available from NCA) 6. How to Coach Cricket, R. Dellor 7. Games for Cricket Training, A. Oakman 8. The Laws of Cricket (1980 Code) Second Edition 1992.	

  
Signature of BOS chairman, MCE

  
Signature of BOS chairman, MCE

<b>U18MCO0006</b>	<b>LOW-COST AUTOMATION</b>	<b>L</b>	<b>T</b>	<b>P</b>	<b>J</b>	<b>C</b>
		<b>3</b>	<b>0</b>	<b>0</b>	<b>0</b>	<b>3</b>

### Course Outcomes

<b>After successful completion of this course, the students should be able to</b>		
<b>CO1:</b>	To provide basic knowledge to implement low cost Automation in various industries	<b>K2</b>
<b>CO2:</b>	To study the pneumatics devices and circuits and its applications	<b>K2</b>
<b>CO3:</b>	To understand the Hydraulic devices and circuits	<b>K2</b>
<b>CO4:</b>	To configure the Automation assembly lines used in industries	<b>K2</b>
<b>CO5:</b>	To know the Applications in material handling and packaging industries	<b>K2</b>

### Pre-requisite

U17MET2003 Engineering Mechanics

<b>CO/PO Mapping</b>														
(S/M/W indicates strength of correlation) S-Strong, M-Medium, W-Weak														
<b>COs</b>	<b>Programme Outcomes (POs)</b>												<b>PSO<sub>1</sub></b>	<b>PSO<sub>2</sub></b>
	<b>PO1</b>	<b>PO2</b>	<b>PO3</b>	<b>PO4</b>	<b>PO5</b>	<b>PO6</b>	<b>PO7</b>	<b>PO8</b>	<b>PO9</b>	<b>PO10</b>	<b>PO11</b>	<b>PO12</b>		
<b>CO1</b>	S												S	M
<b>CO2</b>	S												S	M
<b>CO3</b>	S		M		M								S	M
<b>CO4</b>	S		M		M								S	M
<b>CO5</b>	S												S	M

### Course Assessment methods:

<b>DIRECT</b>	<b>INDIRECT</b>
1. Internal Test I 2. Internal Test II 3. Assignment 4. Group Presentation 5. End semester exam	Course end survey

<b>INTRODUCTION TO AUTOMATION</b>	<b>5 Hours</b>
Automated manufacturing systems, fixed /programmable /flexible automation, Need of automation, Basic elements of automated systems- power, program and control. Levels of automation; control systems: Continuous and discrete control; Low cost automation, Economic and social aspects of automation.	
<b>BASICS OF PNEUMATICS AND CIRCUIT DESIGN</b>	<b>12 Hours</b>
Operational principles and application, air compressors, Pneumatic cylinders and air motors, Pneumatic valves, Design of pneumatic circuits: speed control, reciprocating, synchronization and sequencing circuits. Hydro-pneumatic, Electro pneumatic Control in pneumatic systems.	
<b>BASICS OF HYDRAULICS AND CIRCUIT DESIGN</b>	<b>12 Hours</b>
Principles of hydraulics, Hydraulic fluids, Filtration technology, Hydraulic- pumps, valves, and actuators. Standards in circuit diagram representation, Power pack design layout, Basic hydraulic circuits.	

  
 Signature of BOS chairman, MCE



<b>ASSEMBLY AUTOMATION :</b>		<b>8 Hours</b>
Types and configurations, Parts delivery at workstations-Variou vibratory and non-vibratory devices for feeding, hopper feeders, rotary disc feeder, centrifugal and orientation, Product design for automated assembly.		
<b>APPLICATIONS AND CASE STUDIES:</b>		<b>8 Hours</b>
Material handling- sorting- door opening- labelling Alignment method examples- Direction Change- Automatic Screw Fastening- locking and clamping devices.		
<b>Theory: 45</b>	<b>Tutorials: 0 hour</b>	<b>Total Hours:45</b>
<b>REFERENCES</b>		
<b>1.</b>	Anthony Esposito, “Fluid Power with applications”, Prentice Hall international, 2014.	
<b>2</b>	Mikell P Groover, “Automation, Production System and Computer Integrated Manufacturing”, Prentice Hall Publications, 2016.	
<b>3</b>	Kuo.B.C, “Automatic control systems”, Prentice Hall India, New Delhi, 2007.	
<b>4</b>	James A Sullivan, “Fluid power Theory and Applications”, 4th edition, C.H.I.P.S, 2007.	
<b>5</b>	Mujumdar.S.R, “Pneumatic System”, Tata McGraw Hill 2009	
<b>6.</b>	.E.G. Phillips, “Pneumatic conveying”, 2017.	

  
 Signature of BOS chairman, MCE

<b>U18MCO0007</b>	<b>MAGICS AND MECHANICS</b>	<b>L</b>	<b>T</b>	<b>P</b>	<b>J</b>	<b>C</b>
		<b>2</b>	<b>0</b>	<b>1</b>	<b>0</b>	<b>3</b>

### Course OBJECTIVES

<ol style="list-style-type: none"> <li>To understand the mechanical engineering terminologies related to electrical/control/instrumentation engineering.</li> <li>To understand the Modes of Heat transfer.</li> <li>To understand thermoelectric power generation.</li> </ol>
--

### Course Outcomes

<b>After successful completion of this course, the students should be able to</b>	
<b>CO1:</b>	Illustrate the mechanical terminologies and compare them with appropriate electrical terminologies.
<b>CO2:</b>	Find the resultant of force system, resolution of forces.
<b>CO3:</b>	Solve the problems related to frictional losses.
<b>CO4:</b>	Describe inertia and its effects on drive selection.
<b>CO5:</b>	Analyze the heat transfer rate and thermoelectric power generation.

### Pre-requisite


U17MET2003 Engineering Mechanics

<b>CO/PO Mapping</b>														
(S/M/W indicates strength of correlation) S-Strong, M-Medium, W-Weak														
COs	Programme Outcomes (POs)													
	PO1	PO2	PO3	PO4	PO5	PO6	PO7	PO8	PO9	PO10	PO11	PO12	PSO 1	PSO 2
<b>CO1</b>														
<b>CO2</b>														
<b>CO3</b>														
<b>CO4</b>														
<b>CO5</b>														

### Course Assessment methods:

<b>DIRECT</b>	<b>INDIRECT</b>
<ol style="list-style-type: none"> <li>Continuous Assessment Test I, II</li> <li>Assignments, Journal paper review, Group Presentation, Prototype or Product Demonstration Open book test, Quiz etc. (as applicable)</li> <li>End Semester Examination</li> <li>Classroom teaching.</li> <li>Magic Demonstrations.</li> <li>Peer learning.</li> </ol>	<ol style="list-style-type: none"> <li>Course-end survey</li> </ol>

<b>FORCE AND MECHANICS</b>	<b>12 Hours</b>
Engineering Mechanics, units and dimensions, mass, weight, pressure, velocity, acceleration, electrical analogy, force and reaction, resultant, resolution of forces.	

  
 Signature of BOS chairman, MCE

<b>THE MAGIC BALL AND THE NECESSARY EVIL</b>	<b>8 Hours</b>
Friction, laws of friction, calculation of frictional forces, losses due to friction, Electrical analogy.	
<b>WILL THE DUSTER MOVE ALONG WITH PAPER?</b>	<b>10 Hours</b>
Mass, inertia, applications of inertia, inertial effect on drivers. Moment of inertia, Calculation of moment of inertia and inertial effects on drivers.	
<b>WORK ENERGY AND POWER</b>	<b>4 Hours</b>
Moment, torque, work, energy, power, electrical analogy.	
<b>INTRODUCTION TO HEAT TRANSFER AND THERMOELECTRIC POWER GENERATION</b>	<b>11 Hours</b>
Electrical heat generation, Modes of heat transfer, thermoelectric power generation.	
<b>Theory: 45 Hours</b>	<b>Total: 45 Hours</b>
<b>TEXTBOOKS</b>	
1. Ferdinand P. Beer & E. Russell Johnston., “Vector Mechanics for Engineers, Statics and Dynamics”, McGraw Hill 2017.	
2. Frank P. Incropera, David P. Dewitt, Theodore L. Bergman, Adrienne S. Lavine, “Principles of Heat and Mass transfer”, Wiley 2015.	
<b>REFERENCE BOOKS</b>	
1. David Halliday, Jearl Walker, and Robert Resnick, “Fundamentals of Physics”, 4th edition, Wiley. 2015	

  
 Signature of BOS chairman, MCE