


**KUMARAGURU COLLEGE OF TECHNOLOGY,**  
An autonomous Institution affiliated to Anna University, Chennai  
**COIMBATORE – 641 049.**

**B.E., COMPUTER SCIENCE AND ENGINEERING**  
**REGULATIONS 2018A (2023 Batch)**



**CURRICULUM AND SYLLABI**  
**I to VIII Semesters**

**Department of Computer Science and Engineering**

A handwritten signature in black ink, appearing to be 'R. M. A.', is written over a horizontal line.

**Signature of BOS Chairman-CSE**

## VISION

To evolve as a School of Computer Science with centers of excellence having international reputation to serve the changing needs of Indian industry and society.

## MISSION

- Computer Science and Engineering department is committed to bring out career oriented graduates who are industry ready through innovative practices of teaching-learning process.
- To cultivate professional approach, strong ethical values and team spirit along with leadership qualities among the graduates by organizing workshops, seminars and conferences periodically. Association with professional bodies and invitation to external experts should help this.
- To contribute towards techno-economic and social development of the nation through quality human resource and encouraging entrepreneurship among the young graduates.

## PROGRAM EDUCATIONAL OBJECTIVES (PEOs)

The objectives of the Under Graduate programme in Computer Science and Engineering are to:

- I.** Enable graduates to be successful in their chosen careers, by applying their continual learning of Computer Science and Engineering in their work and life situations.
- II.** Enable graduates of the program to continue to adopt latest technologies and be critical learners displaying creativity and demonstrate to be leaders.
- III.** Prepare graduates of the program to be innovative product engineers catering to the requirements of the enterprises and society.

## PROGRAM OUTCOMES (POs)

Graduates of BE-CSE programme will have the following abilities:

**PO 1: Engineering knowledge:** Apply the knowledge of mathematics, science, engineering fundamentals, and an engineering specialization to the solution of complex engineering problems.

**PO 2: Problem analysis:** Identify, formulate, review research literature, and analyze complex engineering problems reaching substantiated conclusions using first principles of mathematics, natural sciences, and engineering sciences.

**PO 3: Design/development of solutions:** Design solutions for complex engineering problems and design system components or processes that meet the specified needs with appropriate consideration for the public health and safety, and the cultural, societal, and environmental considerations.

**PO 4: Conduct investigations of complex problems:** Use research-based knowledge and research methods including design of experiments, analysis and interpretation of data, and synthesis of the information to provide valid conclusions.

**PO 5: Modern tool usage:** Create, select, and apply appropriate techniques, resources, and modern engineering and IT tools including prediction and modeling to complex engineering activities with an understanding of the limitations.



**Signature of BOS Chairman-CSE**

**PO 6: The engineer and society:** Apply reasoning informed by the contextual knowledge to assess societal, health, safety, legal and cultural issues and the consequent responsibilities relevant to the professional engineering practice.

**PO 7: Environment and sustainability:** Understand the impact of the professional engineering solutions in societal and environmental contexts, and demonstrate the knowledge of, and need for sustainable development.

**PO 8: Ethics:** Apply ethical principles and commit to professional ethics and responsibilities and norms of the engineering practice.

**PO 9: Individual and team work:** Function effectively as an individual, and as a member or leader in diverse teams, and in multidisciplinary settings.

**PO 10: Communication:** Communicate effectively on complex engineering activities with the engineering community and with society at large, such as, being able to comprehend and write effective reports and design documentation, make effective presentations, and give and receive clear instructions.

**PO 11: Project management and finance:** Demonstrate knowledge and understanding of the engineering and management principles and apply these to one's own work, as a member and leader in a team, to manage projects and in multidisciplinary environments.

**PO 12: Life-long learning:** Recognize the need for and have the preparation and ability to engage in independent and life-long learning in the broadest context of technological change.

#### **PROGRAM SPECIFIC OUTCOMES (PSOs)**

Graduates of the Computer Science and Engineering Undergraduate Program will have the ability to:

**PSO 1:** Proficiently develop useful products by applying appropriate hardware and software technologies.

**PSO 2:** Organize heterogeneous data for accurate large-scale data processing using appropriate algorithms and tools

**PSO 3:** Understand modern networking technologies and apply programming skills to create scalable real-time applications.



**Signature of BOS Chairman-CSE**

**KUMARAGURU COLLEGE OF TECHNOLOGY, COIMBATORE – 641 049**

**REGULATIONS 2018A**

**B.E COMPUTER SCIENCE AND ENGINEERING**

**CURRICULUM**

S.No	Course code	Course Title	Course Mode	CT	L	T	P	J	C	Pre-requisite
<b>BASIC SCIENCES(BS)</b>										
1	U18MAI1202	Linear Algebra and Calculus	Embedded - Theory & Lab	BS	3	0	2	0	4	
2	U18PHI1202	Engineering Physics	Embedded - Theory & Lab	BS	3	0	2	0	4	
3	U18MAI2201	Advanced Calculus and Laplace Transforms	Embedded - Theory & Lab	BS	3	0	2	0	4	U18MAI1202
4	U18BTI2201	Computational Biology	Embedded - Theory & Lab	BS	3	0	2	0	4	
5	U18MAT3102	Discrete Mathematics	Theory	BS	3	1	0	0	4	
6	U18MAI4201	Probability and Statistics	Embedded - Theory & Lab	BS	3	0	2	0	4	
<b>Total Credits</b>									<b>24</b>	

S.No	Course code	Course Title	Course Mode	CT	L	T	P	J	C	Pre-requisite
<b>HUMANITIES AND SOCIAL SCIENCES (HS)</b>										
1	U18ENI0202	Professional Communication	Embedded - Theory & Lab	HS	2	0	2	0	3	
2	U18.....*	Language Elective	Embedded - Theory & Lab	HS	2	0	2	0	3	
3	U18VET4101	Universal Human Values 2: Understanding Harmony	Theory	HS	2	1	0	0	3	
4	U18CST5004	Social Media Marketing	Theory	HS	3	0	0	0	3	
<b>Total Credits</b>									<b>12</b>	

S.No	Course code	Course Title	Course Mode	CT	L	T	P	J	C	Pre-requisite
<b>List of Language Electives U18.....*</b>										
1	U18FRI2201	French Level I	Embedded - Theory & Lab	HS	2	0	2	0	3	
2	U18GEI2201	German Level I	Embedded - Theory & Lab	HS	2	0	2	0	3	
3	U18HII2201	Hindi Level 1	Embedded - Theory & Lab	HS	2	0	2	0	3	
4	U18JAI2201	Japanese Level I	Embedded - Theory & Lab	HS	2	0	2	0	3	



**Signature of BOS Chairman-CSE**

S.No	Course code	Course Title	Course Mode	CT	L	T	P	J	C	Pre-requisite
<b>ENGINEERING SCIENCES (ES)</b>										
1	U18CSI1201	Structured Programming using C	Embedded - Theory & Lab	ES	3	0	2	0	4	
2	U18EEI1201	Basic Electrical and Electronics Engineering	Embedded - Theory & Lab	ES	3	0	2	0	4	
3	U18INI1600	Engineering Clinic-I	Project based course with lab	ES	0	0	4	2	3	
4	U18CSI2201	Python Programming	Embedded - Theory & Lab	ES	2	0	2	0	3	
5	U18INI2600	Engineering Clinic-II	Project based course with lab	ES	0	0	4	2	3	U18INI1600
6	U18INI3600	Engineering Clinic-III	Project based course with lab	ES	0	0	4	2	3	U18INI2600
7	U18INI4600	Engineering Clinic-IV	Project based course with lab	ES	0	0	4	2	3	U18INI3600
<b>Total Credits</b>									<b>23</b>	

S.No	Course code	Course Title	Course Mode	CT	L	T	P	J	C	Pre-requisite
<b>PROFESSIONAL CORE (PC)</b>										
1	U18CSI2202	Digital Logic and Microprocessor	Embedded - Theory & Lab	PC	3	0	2	0	4	U18EEI1201
2	U18CSI3201	Data Structures	Embedded - Theory & Lab	PC	3	0	2	0	4	
3	U18CSI3202	Object Oriented Programming	Embedded - Theory & Lab	PC	3	0	2	0	4	
4	U18CST3003	Computer Architecture	Theory	PC	3	0	0	0	3	
5	U18CSI3204	Database Management Systems	Embedded - Theory & Lab	PC	3	0	2	0	4	
6	U18CST4001	Design and Analysis of Algorithms	Theory	PC	3	0	0	0	3	U18CSI3201
7	U18CSI4202	Operating Systems	Embedded - Theory & Lab	PC	3	0	2	0	4	U18CST3003
8	U18CST4003	Theory of Computation	Theory	PC	3	0	0	0	3	U18MAT3102
9	U18CSI4204	Software Engineering	Embedded - Theory & Lab	PC	3	0	2	0	4	U18CSI3202
10	U18CSI5201	Computer Networks	Embedded - Theory & Lab	PC	3	0	2	0	4	




**Signature of BOS Chairman-CSE**

11	U18CST5002	Agile Software Development	Theory	PC	3	0	0	0	3	U18CSI4204
12	U18CSI5203	No SQL Databases	Embedded - Theory & Lab	PC	3	0	2	0	4	U18CSI3204
13	U18CSI5205	Mobile Application Development using Android	Embedded - Theory & Lab	PC	1	0	4	0	3	U18CSI3202
14	U18CSI6201	Internet and Web Programming	Embedded - Theory & Lab	PC	3	0	2	0	4	
15	U18CST6002	Wireless Networks and Mobile Systems	Theory	PC	3	0	0	0	3	U18CSI5201
16	U18CSI6203	Data Warehousing and Data Mining	Embedded - Theory & Lab	PC	3	0	2	0	4	U18CSI5203
17	U18CST6004	Software Testing	Theory	PC	3	0	0	0	3	U18CST5002
18	U18CSI7201	Cloud Computing	Embedded - Theory & Lab	PC	3	0	2	0	4	U18CST3003
19	U18CST7002	Machine Learning Techniques	Theory	PC	3	0	0	0	3	U18MAI4201
<b>Total Credits</b>									<b>68</b>	

S.No	Course code	Course Title	Course Mode	CT	L	T	P	J	C	Pre-requisite
<b>PROJECT WORK (PW)</b>										
1	U18CSP7703	Project Phase-I	Project only Course	PW	0	0	0	6	3	
2	U18CSP8701	Project Phase-II	Project only Course	PW	0	0	0	24	12	
<b>Total Credits</b>									<b>15</b>	

S.No	Course code	Course Title	Course Mode	CT	L	T	P	J	C	Pre-requisite
<b>PROFESSIONAL ELECTIVE (PE)</b>										
1	U18...*	Professional Elective 1	Theory/ Embedded	PE	*	*	*	*	3	
2	U18...*	Professional Elective 2	Theory/ Embedded	PE	*	*	*	*	3	
3	U18...*	Professional Elective 3	Theory/ Embedded	PE	*	*	*	*	3	
4	U18...*	Professional Elective 4	Theory/ Embedded	PE	*	*	*	*	3	
<b>Total Credit</b>									<b>12</b>	

S.No	Course code	Course Title	Course Mode	CT	L	T	P	J	C	Pre-requisite
<b>OPEN ELECTIVE (OE)</b>										
1	U18...*	OPEN ELECTIVE 1	Theory	OE	3	0	0	0	3	

  
**Signature of BOS Chairman-CSE**

2	U18...*	OPEN ELECTIVE 2	Theory	OE	3	0	0	0	3	
<b>Total Credit</b>									<b>6</b>	

### Professional Electives/Honors – Specialization Track (From 2022 Batch)

S. No.	Specialization Track	Course Code	Course Name	Course Mode	L	T	P	J	C	Pre-requisite	Offered to
1.	Extended Reality	U18CSE0314	3D Modeling and Game Design	Embedded - Theory & Project	2	0	0	2	3	U18CSI3202	CSE, IT, AIDS
2.		U18CSE0315	Augmented Reality and Virtual Reality Application Development	Embedded - Theory & Project	2	0	0	2	3	U18CSI3202	CSE, IT, AIDS
3.		U18CSE0016	Advanced Metaverse Technologies	Theory	3	0	0	0	3	Nil	CSE, IT, AIDS
4.		U18CSE0228	Game Programming	Embedded - Theory & Lab	2	0	2	0	3	U18CSI3202	CSE, IT, AIDS
5.		U18CSE0229	Advanced Modelling in Game Design	Embedded - Theory & Lab	2	0	2	0	3	Nil	CSE, IT, AIDS
6.		U18CSE0230	AI/ML in Games	Embedded - Theory & Lab	2	0	2	0	3	Nil	CSE, IT, AIDS
7.		U18CSE0534	Game Design and Development using Unreal Engine	Practical	0	0	6	0	3		CSE, IT, AI&DS
8.	IoT, Edge, UAV	U18CSE0217	Embedded Systems for IoT	Embedded - Theory & Lab	2	0	2	0	3	U18CSI2202	CSE, IT, AIDS
9.		U18CSE0318	IoT Systems Design	Embedded - Theory & Project	2	0	0	2	3	U18CSI2202	CSE, IT, AIDS
10.		U18CSE0219	IoT Application Development	Embedded - Theory & Lab	2	0	2	0	3	U18CSI2202	CSE, IT, AIDS
11.		U18CSE0220	Software Systems for 3D Printing	Embedded - Theory & Lab	2	0	2	0	3	Nil	CSE, IT, AIDS
12.		U18CSE0221	Robotic Operating Systems	Embedded - Theory & Lab	2	0	2	0	3	U18CSI4202	CSE, IT, AIDS
13.		U18CSE0022	Software Defined Vehicle	Theory	3	0	0	0	3	U18CST3003	CSE, IT, AI&DS
14.		U18CSE0532	Intelligent IOT Systems with Cloud and AI Integration	Practical	0	0	6	0	3		CSE, IT, AI&DS



**Signature of BOS Chairman-CSE**

15.	Cyber Security	U18CSE0007	Cryptography and Network Security	Theory	3	0	0	0	3	U18CSI5201	CSE
16.		U18CSE0223	Ethical Hacking and Network Defence	Embedded - Theory & Lab	2	0	2	0	3	U18CSI5201	CSE, IT, AI&DS
17.		U18CSE0024	Cyber Ethics and Laws	Theory	3	0	0	0	3	Nil	CSE, IT, AI&DS
18.		U18CSE0225	Secure Software Development	Embedded - Theory & Lab	2	0	2	0	3	U18CSI5201	CSE, IT, AI&DS
19.		U18CSE0226	Network Security Administration	Embedded - Theory & Lab	2	0	2	0	3	U18CSI5201	CSE, IT, AI&DS
20.		U18CSE0227	Digital Forensics	Embedded - Theory & Lab	2	0	2	0	3	U18CSI5201	CSE, IT, AI&DS
21.		U18CSE0231	Web Application Security	Embedded - Theory & Lab	2	0	2	0	3	Nil	CSE, IT, AI&DS
22.		U18CSE0533	Digital Evidence and Cyber Investigation	Practical	0	0	6	0	3		CSE, IT, AI&DS
23.	Automation and Artificial Intelligence	U18CSE0003	Artificial Intelligence	Theory	3	0	0	0	3	Nil	CSE
24.		U18AIE0210	Deep Learning	Embedded - Theory & Lab	2	0	2	0	3	U18MAI1201, U18MAT3102	CSE
25.		U18AIE0211	Computer Vision	Embedded - Theory & Lab	2	0	2	0	3	U18MAI1201, U18MAT3102	CSE,IT
26.		U18AIE0212	Intelligent Automation Systems	Embedded - Theory & Lab	2	0	2	0	3	Nil	CSE, IT, AI&DS
27.		U18AIE0213	Natural Language Processing	Embedded - Theory & Lab	2	0	2	0	3	U18MAI1201, U18MAT3102	CSE
28.		U18AIE0214	Generative AI	Embedded - Theory & Lab	2	0	2	0	3	Nil	CSE, IT, AI&DS
29.		U18AIE0015	Responsible AI	Theory	3	0	0	0	3	Nil	CSE, IT, AI&DS
30.		U18AIE0227	Introduction to Large Language Models	Embedded - Theory & Lab	2	0	2	0	3		CSE, IT, AI&DS
31.		U18AIE0528	AI and ML Infrastructure Engineering	Practical	0	0	6	0	3		CSE, IT, AI&DS
32.		U18AIE0530	Agentic AI	Practical	0	0	6	0	3		CSE, IT, AI&DS



**Signature of BOS Chairman-CSE**



33.	Data Science, Analytics and Visualization	U18AIE0217	Data Processing Techniques	Embedded - Theory & Lab	2	0	2	0	3	U18CSI3204	CSE,IT, AI & DS
34.		U18AIE0218	Data Modelling	Embedded - Theory & Lab	2	0	2	0	3	U18CSI3204	CSE,IT, AI&DS
35.		U18AIE0219	Data Analysis and Visualization	Embedded - Theory & Lab	2	0	2	0	3	U18CSI3204	CSE,IT
36.		U18AIE0220	Business Intelligence for Decision Making	Embedded - Theory & Lab	2	0	2	0	3	U18CSI2201	CSE,IT, AI&DS
37.		U18AIE0021	Data Ethics and Privacy	Theory	3	0	0	0	3	U18CSI3204	CSE,IT, AI&DS
38.		U18AIE0226	Digital Twin Analytics	Embedded - Theory & Lab	2	0	2	0	3	Nil	CSE, IT, AIDS
39.	Network and Distributed Computing	U18CSE0012	Blockchain Technology and Applications	Theory	3	0	0	0	3	U18CSI5201	CSE
40.		U18ITE0218	Smart Contract Development	Embedded - Theory & Lab	2	0	2	0	3	U18CSE0012	CSE, IT
41.		U18ITE0019	Decentralized Finance	Theory	3	0	0	0	3	U18CSI5201	
42.		U18ITE0032	Cryptocurrency and Bitcoins	Theory	3	0	0	0	3	U18CSI5201	CSE, IT
43.		U18ITE0333	Web3 and DApp Development	Embedded - Theory & Project	2	0	0	2	3	U18CSE0012	CSE,IT
44.		U18ITE0334	Advanced Networking Technologies	Embedded - Theory & Project	2	0	0	2	3	U18CSI5201	CSE,IT
45.	Cloud Computing	U18ITE0220	Virtualization and Resource Management	Embedded - Theory & Lab	2	0	2	0	3	U18CST3003	CSE, IT, AI&DS
46.		U18ITE0221	Cloud Infrastructure and Architecture	Embedded - Theory & Lab	2	0	2	0	3	U18CST3003	CSE, IT, AI&DS
47.		U18ITE0222	Cloud Storage Management	Embedded - Theory & Lab	2	0	2	0	3	U18CST3003	CSE, IT, AI&DS
48.		U18ITE0323	Cloud Application Development	Embedded - Theory & Project	2	0	0	2	3	U18CSI7201	CSE, IT, AI&DS
49.		U18ITE0224	Cloud Security	Embedded - Theory & Lab	2	0	2	0	3	U18CSI7201	CSE, IT, AI&DS
50.		U18ITE0325	Cloud Automation	Embedded - Theory & Project	2	0	0	2	3	U18CSI7201	CSE, IT, AI&DS
51.		U18ITE0535	Cloud Infrastructure and Solutions Architecture	Practical	0	0	6	0	3		CSE, IT, AI&DS



**Signature of BOS Chairman-CSE**

52.	Web and Software Development	U18ITE0226	Full Stack Software Development	Embedded - Theory & Lab	2	0	2	0	3	U18CSI6201	CSE, IT, AIDS
53.		U18ITE0227	UI and UX Design	Embedded - Theory & Lab	2	0	2	0	3	U18CSI6201	CSE, IT, AIDS
54.		U18ITE0228	Principles of DevOps	Embedded - Theory & Lab	2	0	2	0	3	U18CSI4204	CSE, IT, AIDS
55.		U18ITE0229	iOS Application Development using Swift	Embedded - Theory & Lab	2	0	2	0	3	Nil	CSE, IT, AIDS
56.		U18ITE0030	Service Oriented Architecture	Theory	3	0	0	0	3	Nil	CSE, IT, AIDS
57.		U18ITE0031	Software Quality Management	Theory	3	0	0	0	3	Nil	CSE, IT, AIDS
58.		U18ITE0537	Devops Mastery	Practical	0	0	6	0	3		CSE, IT, AI&DS

Professional Electives (PE)										Pre Requisite
S.No	Course code	Course Title	Course Mode	CT	L	T	P	J	C	
1.	U18CSE0001	Big Data Technologies	Theory	PE	3	0	0	0	3	
2.	U18CSE0002	Data Visualization	Theory	PE	3	0	0	0	3	
3.	U18CSE0004	IoT Architecture and Protocols	Theory	PE	3	0	0	0	3	
4.	U18CSE0005	Adhoc and Sensor Networks	Theory	PE	3	0	0	0	3	U18CSI5201
5.	U18CSE0006	Software Defined Networks	Theory	PE	3	0	0	0	3	U18CSI5201
6.	U18CSE0008	Principles of Compiler Design	Theory	PE	3	0	0	0	3	U18CST4003
7.	U18CSE0009	Graphics and Multimedia	Theory	PE	3	0	0	0	3	
8.	U18CSE0010	Information Security	Theory	PE	3	0	0	0	3	
9.	U18CSE0235	Technical Entrepreneurship for Computer Engineers	Embedded - Theory & Lab	PE	1	0	4	0	3	
10.	U18CSE0536	Entrepreneurship Practicum	Project	PE	0	0	0	6	3	
11.	U18ITE0536	Foundations of Research and Scientific Writing in Computing	Project	PE	0	0	0	6	3	
12.	U18AIE0529	Pragmatic Programming	Practical	PE	0	0	6	0	3	
13.	U18AIE0031	Quantum Computing Foundations	Theory	PE	3	0	0	0	3	



**Signature of BOS Chairman-CSE**

S.No	Course code	Course Title	Course Mode	CT	L	T	P	J	C	Pre-requisite
<b>Mandatory Courses (MC)</b>										
1	U18TLR1001	Heritage of Tamils	Theory	Mandatory	1	0	0	0	1	
2	U18TLR2001	Tamils and Technology	Theory	Mandatory	1	0	0	0	1	
3	U18CHT4000	Environmental Science and Engineering	Theory	Mandatory	3	0	0	0	0	
4	U18INT5000	Constitution of India	Theory	Mandatory	2	0	0	0	0	
<b>Total Credits</b>									<b>2</b>	

S.No	Course code	Course Title	Course Mode	CT	L	T	P	J	C	Pre-requisite
<b>Value Added Course (Additional Credits, Non-CGPA)</b>										
1	U18CSR1001	Disruptive Technologies	Theory	Value Added	2	0	0	0	2	
2	U18MAR0003	Tech for Good: Achieving the SDG's by the Role of ICT	Embedded - Theory & Lab	Value Added	1	0	2	0	2	
<b>Total Credits</b>									<b>4</b>	

### Open Electives

S.No	Course code	Course Title	Course Mode	CT	L	T	P	J	C
1.	U18MEO0014	Sustainable Innovations and Practices	Theory	OE	3	0	0	0	3
2.	U18MEO0015	Electric and Autonomous Mobility	Theory	OE	3	0	0	0	3
3.	P18CAO0001	Modern Financial Strategies and Innovations	Theory	OE	3	0	0	0	3
4.	P18CAO0002	Sports Analytics and Emerging Technologies	Theory	OE	3	0	0	0	3
5.	P18CAO0003	Healthcare Innovation and Technology	Theory	OE	3	0	0	0	3
6.	P18CAO0004	Corporate Strategy and Innovation	Theory	OE	3	0	0	0	3
7.	P18CAO0005	Gamification and Gaming	Theory	OE	3	0	0	0	3
8.	P18CAO0006	Environmental Innovations and Management	Theory	OE	3	0	0	0	3



**Signature of BOS Chairman-CSE**

### Courses Offered by Forge (for Protosem Students)

S.No	Course Code	Course Name	Course Type	Credits
1.	U18CSE0828	Computational Hardware	PE	3
2.	U18CSE0829	Coding For Innovators	PE	3
3.	U18CSE0830	Industrial Design & Rapid Prototyping Techniques	PE	3
4.	U18CSE0831	Industrial Automation	PE	3
5.	U18CSP0532	MUP Development	Practical	12



**Signature of BOS Chairman-CSE**

## TENTATIVE SEMESTER

Semester I										Pre-requisite
S.No	Course code	Course Title	Course Mode	CT	L	T	P	J	C	
1	U18MAI1202	Linear Algebra and Calculus	Embedded - Theory & Lab	BS	3	0	2	0	4	
2	U18.....	Language Elective	Embedded - Theory & Lab	HS	2	0	2	0	3	
3	U18PHI1202	Engineering Physics	Embedded - Theory & Lab	BS	3	0	2	0	4	
4	U18CSII201	Structured Programming using C	Embedded - Theory & Lab	ES	3	0	2	0	4	
5	U18EEI1201	Basic Electrical and Electronics Engineering	Embedded - Theory & Lab	ES	3	0	2	0	4	
6	U18INI1600	Engineering Clinic-I	Project based course with lab	ES	0	0	4	2	3	
7	U18TLR1001	Heritage of Tamils	Theory	Mandatory (Non-CGPA)	1	0	0	0	1	
8	U18CSR1001	Disruptive Technologies	Theory	VAC (Non-CGPA)	2	0	0	0	2	
Total Credits										23
Total Contact Hours/week										33

Semester II										Pre-requisite
S.No	Course code	Course Title	Course Mode	CT	L	T	P	J	C	
1	U18MAI2201	Advanced Calculus and Laplace Transforms	Embedded - Theory & Lab	BS	3	0	2	0	4	U18MAI1202
2	U18ENI0202	Professional Communication	Embedded - Theory & Lab	HS	2	0	2	0	3	
3	U18BTI2201	Computational Biology	Embedded - Theory & Lab	BS	3	0	2	0	4	
4	U18CSI2201	Python Programming	Embedded - Theory & Lab	ES	2	0	2	0	3	
5	U18CSI2202	Digital Logic and Microprocessor	Embedded - Theory & Lab	PC	3	0	2	0	4	U18EEI1201
6	U18INI2600	Engineering Clinic-II	Project based course with lab	ES	0	0	4	2	3	U18INI1600
7	U18TLR2001	Tamils and Technology	Theory	Mandatory	1	0	0	0	1	




Signature of BOS Chairman-CSE

8	U18MAR0003	Tech For Good: Achieving The SDG's By The Role Of ICT	Embedded - Theory & Lab	VAC (non CGPA)	1	0	2	0	2	
<b>Total Credits</b>										22
<b>Total Contact Hours/week</b>										33

Semester III										Pre-requisite
S.No	Course code	Course Title	Course Mode	CT	L	T	P	J	C	
1	U18MAT3102	Discrete Mathematics	Theory	BS	3	1	0	0	4	
2	U18CSI3201	Data Structures	Embedded - Theory & Lab	PC	3	0	2	0	4	
3	U18CSI3202	Object Oriented Programming	Embedded - Theory & Lab	PC	3	0	2	0	4	
4	U18CST3003	Computer Architecture	Theory	PC	3	0	0	0	3	
5	U18CSI3204	Database Management Systems	Embedded - Theory & Lab	PC	3	0	2	0	4	
6	U18CSI6201	Internet and Web Programming	Embedded - Theory & Lab	PC	3	0	2	0	4	
7	U18INI3600	Engineering Clinic-III	Project based course with lab	ES	0	0	4	2	3	U18INI2600
<b>Total Credits</b>									26	
<b>Total Contact Hours/week</b>									33	

Semester IV										Pre-requisite
S.No	Course code	Course Title	Course Mode	CT	L	T	P	J	C	
1	U18MAI4201	Probability and Statistics	Embedded - Theory & Lab	BS	3	0	2	0	4	
2	U18CST4001	Design and Analysis of Algorithms	Theory	PC	3	0	0	0	3	U18CSI3201
3	U18CSI4202	Operating Systems	Embedded - Theory & Lab	PC	3	0	2	0	4	U18CST3003
4	U18CSI4204	Software Engineering	Embedded - Theory & Lab	PC	3	0	2	0	4	U18CSI3202

  
**Signature of BOS Chairman-CSE**

5	U18CSI5201	Computer Networks	Embedded - Theory & Lab	PC	3	0	2	0	4	
6	U18CSI5203	No SQL Databases	Embedded - Theory & Lab	PC	3	0	2	0	4	U18CSI3204
7	U18INI4600	Engineering Clinic-IV	Project based course with lab	ES	0	0	4	2	3	U18INI3600
<b>Total Credits</b>									26	
<b>Total Contact Hours/week</b>									34	

Semester V										Pre-requisite
S.No	Course code	Course Title	Course Mode	CT	L	T	P	J	C	
1	U18CST4003	Theory of Computation	Theory	PC	3	0	0	0	3	U18MAT3102
2	U18CST5002	Agile Software Development	Theory	PC	3	0	0	0	3	U18CSI4204
3	U18CST5004	Social Media Marketing	Theory	HS	3	0	0	0	3	
4	U18CST6002	Wireless Networks and Mobile Systems	Theory	PC	3	0	0	0	3	U18CSI5201
5	U18CSI6203	Data Warehousing and Data Mining	Embedded - Theory & Lab	PC	3	0	2	0	4	U18CSI5203
6	U18CSI7201	Cloud Computing	Embedded - Theory & Lab	PC	3	0	2	0	4	U18CST3003
7	U18VET4101	Universal Human Values 2: Understanding Harmony	Theory	HS	2	1	0	0	3	
8		Professional Elective- I	Theory/ Embedded	PE	*	*	*	*	3	
9		Professional Elective- II	Theory/ Embedded	PE	*	*	*	*	3	
<b>Total Credits</b>									29	
<b>Total Contact Hours/week</b>									33	




Signature of BOS Chairman-CSE

Semester VI										Pre-requisite
S.No	Course code	Course Title	Course Mode	CT	L	T	P	J	C	
1	U18CSI5205	Mobile Application Development using Android	Embedded - Theory & Lab	PC	1	0	4	0	3	U18CSI3202
2	U18CST6004	Software Testing	Theory	PC	3	0	0	0	3	U18CST5002
3	U18CST7002	Machine Learning Techniques	Theory	PC	3	0	0	0	3	U18MAI4201
4	U18CHT4000	Environmental Science & Engineering	Theory	MC	3	0	0	0	0	
5		Professional Elective- III	Theory/ Embedded	PE	*	*	*	*	3	
6		Professional Elective- IV	Theory/ Embedded	PE	*	*	*	*	3	
7	U18OE-----	Open Elective	Theory	OE	3	0	0	0	3	
Total Credits									18	
Total Contact Hours/week									25	

Semester VII										Pre-requisite
S.No	Course code	Course Title	Course Mode	CT	L	T	P	J	C	
1	U18INT5000	Constitution of India	Theory	MC	2	0	0	0	0	
2	U18OE-----	Open Elective	Theory	OE	3	0	0	0	3	
3	U18CSP7703	Project Phase-I	Project only Course	PW	0	0	0	6	3	
Total Credits									6	
Total Contact Hours/week									11	

Semester VIII										Pre-requisite
S.No	Course code	Course Title	Course Mode	CT	L	T	P	J	C	
1	U18CSP8701	Project Phase-II	Project only Course	PW	0	0	0	24	12	
Total Credits									12	
Total Contact Hours/week									24	

**Grand Total Credits 162**

  
**Signature of BOS Chairman-CSE**



# **BASIC SCIENCES (BS)**



**Signature of BOS Chairman-CSE**

L	T	P	J	C
3	0	2	0	4

### COURSE OUTCOMES

AFTER SUCCESSFUL COMPLETION OF THIS COURSE, THE STUDENTS SHOULD BE ABLE TO

CO1: Identify eigenvalues and eigenvectors and apply Cayley Hamilton theorem.

CO2: Apply orthogonal diagonalisation to convert quadratic form to canonical form.

CO3: Solve first order ordinary differential equations and apply them to certain physical situations.

CO4: Solve higher order ordinary differential equations.

CO5: Evaluate the total derivative of a function, expand the given function as series and locate the maximum and minimum for multivariate function.

CO6: Determine Rank, Inverse, Eigenvalues, Eigenvectors of the given matrix, Maxima-Minima of the function and Solving Differential equations using MATLAB

**Pre-requisite:** Nil

CO/PO MAPPING (S/M/W indicates strength of correlation) S-Strong, M-Medium, W-Weak													CO/PSO Mapping		
COs	PROGRAMME OUTCOMES (POs)												PSOs		
	PO1	PO2	PO3	PO4	PO5	PO6	PO7	PO8	PO9	PO10	PO11	PO12	PSO1	PSO2	PSO3
CO1	S	S			M				M	M		M	M	M	M
CO2	S	S			M				M	M		M	M		M
CO3	S	S			M				M	M		M	M	M	M
CO4	S	S			M				M	M		M		W	M
CO5	S	S			M				M	M		M		M	
CO6	S	S			M				M	M		M	M	M	M

### **COURSE ASSESSMENT METHODS:**

#### **DIRECT**

1. Continuous Assessment Test I, II (Theory component)
2. Open Book Test; Cooperative Learning Report, Assignment; Journal Paper Review, Group Presentation, Project Report, Poster Preparation, Prototype or Product Demonstration etc (as applicable) (Theory component)
3. Pre/Post - Experiment Test/Viva; Experimental Report for each Experiment (lab Component)
4. Model Examination (lab component)
5. End Semester Examination (Theory and lab components)

#### **INDIRECT**

1. Course-end survey

### **THEORY COMPONENT CONTENTS**

#### **MATRICES**

**6 Hours**

Rank of a matrix – Consistency of a system of linear equations - Rouche's theorem - Solution of a system of linear equations - Linearly dependent and independent vectors– Eigenvalues and Eigenvectors of a real matrix – Properties of eigenvalues and eigenvectors – Cayley Hamilton theorem (excluding proof)



**Signature of BOS Chairman-CSE**

**DIAGONALISATION OF A REAL SYMMETRIC MATRIX****6 Hours**

Orthogonal matrices – Orthogonal transformation of a symmetric matrix to diagonal form – Reduction of quadratic form to canonical form by orthogonal transformation.

**FIRST ORDER ORDINARY DIFFERENTIAL EQUATIONS****11 Hours**

Leibnitz's equation – Bernoulli's equation – Equations of first order and higher degree - Clairauts form – Applications: Orthogonal trajectories.

**HIGHER ORDER LINEAR DIFFERENTIAL EQUATIONS****11 Hours**

Linear equations of second and higher order with constant coefficients – Euler's and Legendre's linear equations – Method of variation of parameters – First order Simultaneous linear equations with constant coefficients – Applications.

**FUNCTIONS OF SEVERAL VARIABLES****11 Hours**

Total derivative – Taylor's series expansion – Maxima and minima of functions of two variables – Constrained maxima and minima: Lagrange's multiplier method with single constraints – Jacobians.

<b>Theory: 45</b>	<b>Tutorial: 0</b>	<b>Practical: 0</b>	<b>Project: 0</b>	<b>Total: 45 Hours</b>
-------------------	--------------------	---------------------	-------------------	------------------------

**REFERENCES**

1. Grewal B.S., "Higher Engineering Mathematics", Khanna Publishers, New Delhi, 41st Edition, 2011.
2. Ramana B.V., "Higher Engineering Mathematics", Tata McGraw Hill Co. Ltd., New Delhi, 11th Reprint, 2010.
3. Kreyzig E., "Advanced Engineering Mathematics", Tenth Edition, John Wiley and sons, 2011.
4. Veerarajan T., Engineering Mathematics (for First Year), Tata McGraw Hill Pub. Co. Ltd., New Delhi, Revised Edition, 2007
5. Kandasamy P., Thilagavathy K., and Gunavathy K., "Engineering Mathematics", S. Chand & Co., New Delhi, (Reprint) 2008
6. Venkataraman M.K., "Engineering Mathematics", The National Pub. Co., Chennai, 2003
7. Weir, MD, Hass J, Giordano FR: Thomas' Calculus, Pearson education 12<sup>th</sup> Edition, 2015
8. P.Bali., Dr. Manish Goyal., Transforms and partial Differential equations, University Science Press, New Delhi, 2010
9. G.B.Thomas and R.L.Finney, Calculus and analytical geometry, 11<sup>th</sup> Edition, Pearson Education, (2006)

**LAB COMPONENT CONTENTS****30 Hours****List of MATLAB Programmes:**

1. Introduction to MATLAB.
2. Matrix Operations - Addition, Multiplication, Transpose, Inverse
3. Rank of a matrix and solution of a system of linear equations
4. Characteristic equation of a Matrix and Cayley-Hamilton Theorem.
5. Eigenvalues and Eigenvectors of Higher Order Matrices
6. Curve tracing

**Signature of BOS Chairman-CSE**

7. Solving first order ordinary differential equations.
8. Solving second order ordinary differential equations.
9. Determining Maxima and Minima of a function of one variable.
10. Determining Maxima and Minima of a function of two variables.

<b>Theory: 0</b>	<b>Tutorial: 0</b>	<b>Practical: 30</b>	<b>Project: 0</b>	<b>Total: 30 Hours</b>
------------------	--------------------	----------------------	-------------------	------------------------



**Signature of BOS Chairman-CSE**

L	T	P	J	C
3	0	2	0	4

**COURSE OUTCOMES**

**AFTER SUCCESSFUL COMPLETION OF THIS COURSE, THE STUDENTS SHOULD BE ABLE TO**

CO1: Understand the principles of motion and rotation of a rigid body in the plane.

CO2: Enhance the fundamental knowledge in properties of matter and its applications relevant to various streams of Engineering and Technology.

CO3: Recognize the nature and role of the thermodynamic parameters.

CO4: Compute electrostatic field and electric potential due to point and distributed charges.

CO5: Use electrostatic & magneto static boundary conditions to relate fields in adjacent media.

CO6: Introduce and provide a broad view of the smart materials and Nano science to undergraduates.

**Pre-requisite:** Nil

CO/PO MAPPING (S/M/W indicates strength of correlation) S-Strong, M-Medium, W-Weak													CO/PSO Mapping		
COs	PROGRAMME OUTCOMES (POs)												PSOs		
	PO1	PO2	PO3	PO4	PO5	PO6	PO7	PO8	PO9	PO10	PO11	PO12	PSO1	PSO2	PSO3
CO1	S	M										M			
CO2	S	M			S							M			
CO3	S	M			S							M			
CO4	S	M			S							M			
CO5	S	M			S							M			
CO6	S	M					M					M	S		

**COURSE ASSESSMENT METHODS:**

<b>DIRECT</b>
<ol style="list-style-type: none"> <li>Continuous Assessment Test I, II (Theory component)</li> <li>Open Book Test; Cooperative Learning Report, Assignment; Journal Paper Review, Group Presentation, Project Report, Poster Preparation, Prototype or Product Demonstration etc (as applicable) (Theory component)</li> <li>Pre/Post - Experiment Test/Viva; Experimental Report for each Experiment (lab Component)</li> <li>Model Examination (lab component)</li> <li>End Semester Examination (Theory and lab components)</li> </ol>
<b>INDIRECT</b>
<ol style="list-style-type: none"> <li>Course-end survey</li> </ol>

**THEORY COMPONENT CONTENTS****KINEMATICS & RIGID BODY MOTION****9 Hours**

Definition and motion of a rigid body in the plane; Rotation in the plane; Kinematics in a coordinate system rotating and translating in the plane; Angular momentum about a point of a rigid body in planar motion; Euler's laws of motion, their independence from Newton's laws, and their necessity in describing rigid body motion; Examples.



**Signature of BOS Chairman-CSE**

## PROPERTIES OF MATTER AND MATERIALS TESTING

9 Hours

Properties of matter: Hooke's Law Stress - Strain Diagram - Elastic moduli - Relation between elastic constants - Poisson's Ratio - Expression for bending moment and depression - Cantilever - Expression for Young's modulus by Non uniform bending and its experimental determination.

Materials testing: Mechanism of plastic deformation, slip and twinning – types of fracture – Vickers Hardness test - fatigue and creep test.

## HEAT

9 Hours

Specific heat capacity, thermal capacity. Temperature rise. Coefficient of linear thermal expansion. Methods of measurement of thermal expansion. Thermal stresses in composite structures due to non-homogeneous thermal expansion. Applications -The bimetallic strip. Expansion gaps and rollers in engineering structures. Thermal conductivity: differential equation of heat flow. Lee's disc apparatus for determination of thermal conductivity. Thermal Insulation. Convection and radiation. Applications to refrigeration and power electronic devices.

## ELECTROSTATICS & MAGNETOSTATICS

10 Hours

ELECTROSTATICS : Maxwell's equation for electrostatics – E due to straight conductors, circular loop, infinite sheet of current - electric field intensity (D) - Electric potential - dielectrics - dielectric polarization - internal field – Clausius - Mosotti equation - dielectric strength - applications.

MAGNETOSTATICS: Maxwell's equation for magnetostatics - B in straight conductors, circular loop, infinite sheet of current - Lorentz force, magnetic field intensity (H) – Biot-Savart's Law – Ampere's Circuit Law –Magnetic flux density (B) – magnetic materials – Magnetization – Applications.

## NEW ENGINEERING MATERIALS AND NANO TECHNOLOGY

8 Hours

New Engineering Materials: Metallic glasses – preparation, properties and applications – Shape memory alloys (SMA) – characteristics, properties of NiTi alloy applications - advantages and disadvantages of SMA.

Nano Materials: synthesis - Ball milling - Sol-gel - Electro deposition — properties of nano particles and applications. – Carbon Nano Tubes – fabrication by Chemical Vapour Deposition - structure, properties & applications.

<b>Theory: 45</b>	<b>Tutorial: 0</b>	<b>Practical: 0</b>	<b>Project: 0</b>	<b>Total: 45 Hours</b>
-------------------	--------------------	---------------------	-------------------	------------------------

## REFERENCES

1. Elements of Properties of Matter, Mathur D.S., Shyamlal Charitable Trust, New Delhi, 1993.
2. Properties of matter, brijlal and Subharamaniam, S.Chand and Co, New Delhi, 2004.
3. Fundamentals of General Properties of Matter by Gulati H.R., R. Chand & Co., New Delhi, 1982.
4. Engineering Mechanics (2nd ed.), Harbola M. K., Cengage publications, New Delhi, 2009.
5. Introduction to Mechanics, Verma M. K. (CRC Press), University Press, 2000.
6. Thermodynamics: An Engineering Approach (SI Units), yunus a. cengel & michael a. boles 7th edition, mcgraw-hill companies 2014.



Signature of BOS Chairman-CSE

7. Engineering Electromagnetics, W. H. Hayt and John A. Buck, 6th Edition, Tata McGraw Hill, New Delhi, 2014.
8. Electromagnetic Field Theory, 5th Edition, Gangadhar K.A. and Ramanathan P.M., Khanna Publishers, New Delhi, 2013.
9. Problems and Solutions in Electromagnetics, 1st Edition, J.A. Buck and W. H. Hayt, Tata McGraw Hill, New Delhi, 2010.
10. Theory and Problems of Electromagnetic Schaum's Outline Series, 5th Edition, Joseph A. Edminister, Tata McGraw Hill Inc., New Delhi, 2010.
11. Engineering Physics, Rajendran V., Tata McGraw-Hill Education Pvt. Ltd., 2010
12. Nano – the Essentials, Pradeep T., McGraw-Hill Education, Pvt. Ltd., 2007.

## **LAB COMPONENT CONTENTS**

### **LIST OF EXPERIMENTS**

1. Determination of thermal conductivity of a bad conductor - Lee's disc
2. Determination of Acceleration due to Gravity – Compound Pendulum
3. Determination of wavelength of light, Numerical aperture and acceptance of optical fibre
4. Determination of band gap of a semiconductor
5. Determination of compressibility of a given liquid - Ultrasonic Interferometer
6. Determination of thickness of thin sheet – Air wedge
7. Determination of frequency of an electrically maintained tuning fork – Melde's string
8. Determination of wavelength of mercury source using diffraction grating - Spectrometer
9. Determination of solar cell efficiency using Lux Meter
10. Determination of Young's Modulus – Non-uniform bending

### **EXPERIMENTS FOR DEMONSTRATION:**

1. Hall effect
2. Hardness Test
3. Four probe experiment
4. Hysteresis curve

<b>Theory: 0</b>	<b>Tutorial: 0</b>	<b>Practical: 30</b>	<b>Project:0</b>	<b>Total: 30 Hours</b>
------------------	--------------------	----------------------	------------------	------------------------

### **REFERENCES**

1. Laboratory Manual of Engineering Physics, Dr. Y. Aparna & Dr. K. Venkateswara Rao, V.G.S Publishers.
2. Practical Physics, G.L. Squires, Cambridge University Press, Cambridge, 1985.
3. Great Experiments in Physics, M.H. Shamos, Holt, Rinehart and Winston Inc., 1959.
4. Experiments in Modern Physics, A.C. Melissinos, Academic Press, N.Y., 1966.



**Signature of BOS Chairman-CSE**

**U18MAI2201  
TRANSFORMS**

**ADVANCED CALCULUS AND LAPLACE**  
**(Common to All branches)**

L	T	P	J	C
3	0	2	0	4

**COURSE OUTCOMES**

**AFTER SUCCESSFUL COMPLETION OF THIS COURSE, THE STUDENTS SHOULD BE ABLE TO**

- CO1:** Evaluate double and triple integrals in Cartesian coordinates and apply them to calculate area and volume.
- CO2:** Apply various integral theorems for solving engineering problems involving cubes and rectangular parallelepipeds.
- CO3:** Construct analytic functions of complex variables and transform functions from z-plane to w-plane and vice-versa, using conformal mappings.
- CO4:** Apply the techniques of complex integration to evaluate real and complex integrals over suitable closed paths or contours.
- CO5:** Solve linear differential equations using Laplace transform technique.
- CO6:** Determine multiple integrals, vector differentials, vector integrals and Laplace transforms using MATLAB.

**Pre-requisite:** U18MAI1202/Linear Algebra and Calculus

<b>CO/PO MAPPING</b>													<b>CO/PSO MAPPING</b>		
(S/M/W indicates strength of correlation) S-Strong, M-Medium, W-Weak															
<b>COs</b>	<b>PROGRAMME OUTCOMES (POs)</b>												<b>PSOs</b>		
	<b>PO1</b>	<b>PO2</b>	<b>PO3</b>	<b>PO4</b>	<b>PO5</b>	<b>PO6</b>	<b>PO7</b>	<b>PO8</b>	<b>PO9</b>	<b>PO10</b>	<b>PO11</b>	<b>PO12</b>	<b>PSO1</b>	<b>PSO2</b>	<b>PSO3</b>
<b>CO1</b>	S	S			M				M	M		M	M		M
<b>CO2</b>	S	S			M				M	M		M	M		M
<b>CO3</b>	S	S			M				M	M		M	M	M	M
<b>CO4</b>	S	S			M				M	M		M	M		M
<b>CO5</b>	S	S			M				M	M		M	M		M
<b>CO6</b>	S	S			M				M	M		M	M	M	M

**COURSE ASSESSMENT METHODS**

**DIRECT**

1. Continuous Assessment Test I, II (Theory component)
2. Open book test; Cooperative learning report, Assignment; Journal paper review, Group Presentation, Project report, Poster preparation, Prototype or Product Demonstration etc (as applicable) (Theory component)
3. Pre/Post - experiment Test/Viva; Experimental Report for each experiment (lab component)
4. Model examination (lab component)
5. End Semester Examination (Theory and lab component)

**INDIRECT**



**Signature of BOS Chairman-CSE**



**THEORY COMPONENT CONTENTS****MULTIPLE INTEGRALS****9 Hours**

Double integration – Cartesian coordinates – Change of order of integration - Triple integration in Cartesian coordinates – Applications: Area as double integral and Volume as triple integral.

**VECTOR CALCULUS****9 Hours**

Gradient, divergence and curl – Directional derivative – Irrotational and Solenoidal vector fields - Green's theorem in a plane, Gauss divergence theorem and Stoke's theorem (excluding proofs) – Verification of theorem and simple applications.

**ANALYTIC FUNCTIONS****9 Hours**

Functions of a complex variable – Analytic functions – Necessary conditions, Cauchy- Riemann equations in Cartesian coordinates and sufficient conditions (excluding proofs)– Properties of analytic function – Construction of analytic function by Milne Thomson method – Conformal mapping :  $w = z + c$  ,  $cz$  ,  $1/z$  – Bilinear Transformation

**COMPLEX INTEGRATION****9 Hours**

Cauchy's integral theorem – Cauchy's integral formula –Taylor's and Laurent's series –Singularities – Residues –Residue theorem –Application of residue theorem for evaluation of real integrals – Contour Integration (excluding poles on the real axis).

**LAPLACE TRANSFORMS****9 Hours**

Definition - Properties: Superposition, Shift in t or Time Delay, Shift in s, Time Derivatives, Time Integral- Initial Value Theorem - Final Value Theorem - Transform of periodic functions - Inverse transforms - Convolution theorem – Applications: Solution of linear ordinary differential equations of second order with constant coefficients.

<b>Theory: 45</b>	<b>Tutorial: 0</b>	<b>Practical: 0</b>	<b>Project: 0</b>	<b>Total: 45 Hours</b>
-------------------	--------------------	---------------------	-------------------	------------------------

**REFERENCES**

1. Grewal B.S., “Higher Engineering Mathematics”, Khanna Publishers, New Delhi, 41st Edition, 2011.
2. Ramana B.V., “Higher Engineering Mathematics”, Tata McGraw Hill Co. Ltd., New Delhi, 11th Reprint, 2010.
3. Veerarajan T., Engineering Mathematics (for First Year), Tata McGraw Hill Pub. Co. Ltd., New Delhi, Revised Edition, 2007.
4. Kandasamy P., Thilagavathy K., and Gunavathy K., “Engineering Mathematics”, S. Chand & Co., New Delhi, (Reprint) 2008.
5. Kreyzig E., “Advanced Engineering Mathematics”, Tenth Edition, John Wiley and sons, 2011.
6. Venkataraman M.K., “Engineering Mathematics”, The National Pub. Co., Chennai, 2003.
7. Weir, MD, Hass J, Giordano FR: Thomas' Calculus Pearson education 12th ED, 2015.

**LAB COMPONENT CONTENTS****30 Hours****Signature of BOS Chairman-CSE**

**List of MATLAB Programmes:**

1. Evaluating double integral with constant and variable limits.
2. Area as double integral
3. Evaluating triple integral with constant and variable limits
4. Volume as triple integral
5. Evaluating gradient, divergence and curl
6. Evaluating line integrals and work done
7. Verifying Green's theorem in the plane
8. Evaluating Laplace transforms and inverse Laplace transforms of functions including impulse.
9. Heaviside functions and applying convolution.
10. Applying the technique of Laplace transform to solve differential equations.

	<b>Theory: 0</b>	<b>Tutorial: 0</b>	<b>Practical: 30</b>	<b>Project: 0</b>	<b>Total: 30 Hours</b>	
--	------------------	--------------------	----------------------	-------------------	------------------------	--

**Signature of BOS Chairman-CSE**

L	T	P	J	C
3	0	2	0	4

## COURSE OUTCOMES

**AFTER SUCCESSFUL COMPLETION OF THIS COURSE, THE STUDENTS SHOULD BE ABLE TO**

- CO1:** Understand the fundamentals of evolution theory, and classify the type of organisms [K3].
- CO2:** Draw and differentiate the type of cell organelles using functional characteristics [K3, S2]
- CO3:** Analyze and appraise the functional impact of biological macromolecules [K5, S2]
- CO4:** Understand the structural and functional characteristics of nucleic acids, differentiate the impact of biological information process, and evaluate the derangement of information flow due to mutation [K5]
- CO5:** Apply the fundamental concepts of pattern matching methods and interpret the alignment of biological sequences [K5, S2]
- CO6:** Understand, apply and evaluate the molecular phylogeny of biological sequences [K5, S2]

**Pre-requisites :Nil**

CO/PO MAPPING (S/M/W indicates strength of correlation) S-Strong, M-Medium, W-Weak													CO/PSO Mapping		
COs	PROGRAMME OUTCOMES (POs)												PSOs		
	PO1	PO2	PO3	PO4	PO5	PO6	PO7	PO8	PO9	PO10	PO11	PO12	PSO1	PSO2	PSO3
CO1	S	S											M		
CO2	S	S										M	M		
CO3	S	S	M	M	M	S			S	S		S	S		
CO4	S	S				S						M	M		
CO5	S	S	M	S	S	M			S	S		S	S		
CO6	S	S		S	S	M			S	S		S	S		

## **COURSE ASSESSMENT METHODS**

<b>DIRECT</b>
<ol style="list-style-type: none"> <li>1. Continuous Assessment Test I, II (Theory component)</li> <li>2. Open Book Test; Cooperative Learning Report, Assignment; Journal Paper Review, Group Presentation, Project Report, Poster Preparation, Prototype or Product Demonstration etc (as applicable) (Theory component)</li> <li>3. Pre/Post - Experiment Test/Viva; Experimental Report for each Experiment (lab Component)</li> <li>4. Model Examination (lab component)</li> <li>5. End Semester Examination (Theory and lab components)</li> </ol>
<b>INDIRECT</b>
1. Course-end survey



**Signature of BOS Chairman-CSE**

## **THEORY COMPONENT CONTENTS**

### **BASIS OF LIFE**

**9 Hours**

Origin of life–theory of evolution, Uniqueness of life on earth; Characteristics of living organisms, Tree of life classification –archaea, prokaryotes, eukaryotes.

### **INTRODUCTION TO BIOMOLECULES AND CYTOLOGY**

**12 Hours**

Biomolecules (Carbohydrates, lipids and proteins, nucleic acids) – Functions; Cells and its organelles (plasma membrane, mitochondria, nucleus, Golgi apparatus) – structure and functions.

### **INFORMATION STORAGE AND TRANSFER**

**12 Hours**

Heredity and DNA; organization of DNA in cells; Genes and chromosomes; Central dogma of information transfer; transcription and Protein synthesis; Cell division and cell cycle. Mutation and cancer.

### **ANALYSIS OF DNA AND PROTEIN SEQUENCES**

**12 Hours**

Basics of Sequence analysis-Pairwise sequence alignment, Basic Local Alignment Search Tool, Multiple sequence alignment, Molecular phylogeny and evolution; High throughput Gene expression analysis.

<b>Theory: 45</b>	<b>Tutorial: 0</b>	<b>Practical: 0</b>	<b>Project: 0</b>	<b>Total: 45 Hours</b>
-------------------	--------------------	---------------------	-------------------	------------------------

## **REFERENCES**

1. Satyanarayan, U., & Chakrapani, U. (1999) Ed. June 2017. Textbook of Biochemistry.
2. Verma, P. S., Agarwal, V. K., & Verma, P. S. (2007). *Cell biology, genetics, molecular biology, evolution and ecology*. S. Chand & Company Limited.
3. Taylor, D. J., Green, N. P., Stout, G. W., & Soper, R. (1997). *Biological science* (Vol. 983). Cambridge, United Kingdom: Cambridge University Press.
4. Campbell, N. A., Mitchell, L. G., Reece, J. B., & Taylor, M. R. (2000). *Biology: concepts & connections* (No. QH308.2 C35 1996). Benjamin/Cummings.
5. Rastogi, S. C., Rastogi, P., & Mendiratta, N. (2008). *Bioinformatics Methods And Applications: Genomics Proteomics And Drug Discovery 3rd Ed.* PHI Learning Pvt. Ltd..
6. Fumento, M. (2003). Bioevolution: how biotechnology is changing our world.

## **LAB COMPONENT CONTENTS**

**30 Hours**

### **Wet Lab Experiments:**

1. Isolation and Quantification of DNA by uv-vis method (MS-Excel: Calculation using simple regression equation and analysis of Karl Pearson correlation coefficient values)
2. Quantification of protein by colorimetry/ Uv-vis method (MS-Excel: Calculation using simple regression equation and analysis of Karl Pearson correlation coefficient values)
3. Qualitative analysis of carbohydrates (glucose, sucrose and starch)
4. Separation of cell organelles using centrifugation [DEMO]



**Signature of BOS Chairman-CSE**

***In silico* based Experiments:**

1. Retrieval of data from public biological databases
2. Sequence alignment using EMBOSS tool (Percent similarity finding method)
3. Sequence alignment using k-tuple method (BLAST or FASTA(Database search method using percent similarity).
4. Phylogenetic analysis using EMBOSS/ BLAST tool (Clustering sequence using percent similarity).
5. Development of a simple sequence analysis tool

<b>Theory: 0</b>	<b>Tutorial: 0</b>	<b>Practical: 30</b>	<b>Project: 0</b>	<b>Total: 30 Hours</b>
------------------	--------------------	----------------------	-------------------	------------------------



**Signature of BOS Chairman-CSE**

L	T	P	J	C
3	1	0	0	4

(Common to CSE/IT/ ISE)

**COURSE OUTCOMES**

AFTER SUCCESSFUL COMPLETION OF THIS COURSE, THE STUDENTS SHOULD BE ABLE TO

**CO1:** Understand the concepts of set theory and apply them to situations involving inclusion and exclusion**CO2:** Acquire the knowledge of relations, and analyse equivalence relations and their properties.**CO3:** Understand and analyse the properties of different kinds of functions.**CO4:** Apply mathematical induction to prove mathematical facts, analyse and use the concept of permutation and combination and solve recurrence relations.**CO5:** Evaluate the validity of logical arguments and construct simple mathematical proofs.**CO6:** Determine whether given graphs are isomorphic and apply Dijkstra's algorithm to find the shortest path.**Pre-requisite courses:** Nil

CO/PO MAPPING (S/M/W indicates strength of correlation) S-Strong, M-Medium, W-Weak													CO/PSO MAPPING		
COs	PROGRAMME OUTCOMES (POs)												PSOs		
	PO1	PO2	PO3	PO4	PO5	PO6	PO7	PO8	PO9	PO10	PO11	PO12	PSO1	PSO2	PSO3
CO1	M	M											M	M	M
CO2	M		S										M	M	
CO3	L												M	M	M
CO4	M		S										M	M	M
CO5	S	S	S									S	M	M	M
CO6	S	S	S									S	M	M	M

**COURSE ASSESSMENT METHODS:****DIRECT**

1. Continuous Assessment Test I, II
2. Written Assignment, Offline quiz, Written tests-2
3. End Semester Examination

**INDIRECT**

1. Course-end survey

**THEORY COMPONENTS CONTENTS****SET THEORY****9+3 Hours**

Algebra of sets – The power set – Ordered pairs and Cartesian product – principle of inclusion and exclusion.


**Signature of BOS Chairman-CSE**

Relations on sets –Types of relations and their properties - Equivalence relations –Relational matrix and the graph of relation – Operations on relations.

### **FUNCTIONS**

**7+2 Hours**

Functions –Type of functions – Injective, surjective and bijective functions –Composition of functions – Inverse functions –Permutation functions.

### **COMBINATORICS**

**9+3 Hours**

Mathematical induction- The basics of counting–Permutations and combinations–Recurrence relations–Solving linear recurrence relations

### **LOGIC**

**11+4 Hours**

Propositions- Logical operators- Normal forms –Rules of inference–Consistency and inconsistency–Propositional logic- Proofs–Predicates- Quantifiers- Universe of discourse – Logical equivalences and implications for quantified statements–Rules of specification and generalization – Validity of arguments.

### **GRAPH THEORY**

**9+3 Hours**

Graphs- Types of graphs- Matrix representation of graphs- Graph isomorphism- Walk - Path- Cycles- Eulerian graphs -Hamiltonian graphs- Planar graphs- Euler formula- Shortest path algorithm: Dijkstra's algorithm

<b>Theory: 45 Hours    Tutorials: 15 Hours    Practical: 0 Hours    Total Hours: 60 Hours</b>
---

### **REFERENCES**

1. Liu C.L, "Elements of Discrete Mathematics, Second Edition, McGraw Hill 1985.
2. Mott J.L, Kandel A. and Baker T.P., "Discrete Mathematics for Computer Scientists and Mathematicians, Second Edition, Prentice Hall India, 1986.
3. J.P.Trembly, R. Manohar, Discrete Mathematical Structures with applications to Computer Science, TMH International Edition (Latest Edition).
4. Narsingh Deo, Graph Theory with Applications to Engineering and Computer Science, Prentice – Hall, Engle Cliffs, N. J.
5. Harary F, Graph Theory, Narosa, 1969.
6. Thomas H.C., A Leiserson C.E., Rivest R.L, Stein C.A., "Introduction to algorithms(2<sup>nd</sup> Edition),MIT press and McGraw-Hill.2001.



**Signature of BOS Chairman-CSE**

**COURSE OUTCOMES**

AFTER SUCCESSFUL COMPLETION OF THIS COURSE, THE STUDENTS SHOULD BE ABLE TO

**CO1:** Compute correlation between variables, and predict unknown values using regression.

**CO2:** Understand and apply the concept of probability and random variables and predict probabilities of events in models following normal distribution.

**CO3 :** Perform hypothesis testing and interpret the results.

**CO4 :** Understand the principles of design of experiments and perform analysis of variance.

**CO5:** Sketch control charts and comment on the process control.

**CO6:** Apply the above concepts to solve problems using R Studio.

**Pre-requisites:** Nil

CO/PO MAPPING													CO/PSO MAPPING		
(S/M/W indicates strength of correlation) S-Strong, M-Medium, W-Weak															
Cos	PROGRAMME OUTCOMES (POs)												PSOs		
	PO1	PO2	PO3	PO4	PO5	PO6	PO7	PO8	PO9	PO10	PO11	PO12	PSO1	PSO2	PSO3
<b>CO1</b>	S	S							M	M		M		M	M
<b>CO2</b>	S	S							M	M		M		M	M
<b>CO3</b>	S	S							M	M		M		M	M
<b>CO4</b>	S	S							M	M		M		M	M
<b>CO5</b>	S	S							M	M		M		M	M
<b>CO6</b>	S	S							M	M		M		M	M

**COURSE ASSESSMENT METHODS**

DIRECT	
1. Continuous Assessment Test I, II (Theory component) 2. Open Book Test; Cooperative Learning Report, Assignment; Journal Paper Review, Group Presentation, Project Report, Poster Preparation, Prototype or Product Demonstration etc (as applicable) (Theory component) 3. Pre/Post - Experiment Test/Viva; Experimental Report for each Experiment (lab Component) 4. Model Examination (lab component) 5. End Semester Examination (Theory and lab components)	
INDIRECT	
1. Course-end survey	

**THEORY COMPONENT CONTENTS**
**CORRELATION AND REGRESSION**
**6 Hours**

Correlation – Karl Pearson's Correlation coefficient – Spearman's Rank Correlation – Regression lines.

**PROBABILITY AND RANDOM VARIABLES**
**12 Hours**

Axioms of probability - Conditional probability – Total probability – Bayes' theorem - Random variable – Distribution function – properties – Probability mass function – Probability density function – moments-moment generating functions.



Signature of BOS Chairman-CSE



**NORMAL DISTRIBUTION****5 Hours**

Normal distribution – Moments, Moment Generating functions and properties.

**TESTING OF HYPOTHESIS****9 Hours**Small samples tests based on t and F distributions (single mean, difference of means, paired *t*- test and variance ratio test) – Chi-square test for independence of attributes and goodness of fit**DESIGN OF EXPERIMENTS****8 Hours**

Analysis of Variance (ANOVA) – Completely Randomized Design (CRD) – Randomized Block Design (RBD) – Latin Square Design (LSD).

**STATISTICAL QUALITY CONTROL****5 Hours**

Concept of process control - Control charts for variables: Mean and Range charts – Control charts for attributes: p, np, c – charts.

<b>Theory: 45</b>	<b>Tutorial: 0</b>	<b>Practical: 0</b>	<b>Project: 0</b>	<b>Total: 45 Hours</b>
-------------------	--------------------	---------------------	-------------------	------------------------

**REFERENCES**

1. Veerarajan T., Probability, Statistics and Random Processes, Tata McGraw Hill, 3<sup>rd</sup> edition, 2008.
2. Gupta S. P, “Statistical Methods”, Sultan Chand & Sons Publishers, 2014.
3. Johnson R. A., Miller & Freund’s “Probability and Statistics for Engineers”, Sixth Edition, Pearson Education, Delhi, 2000.
4. Gupta.S.C and Kapoor.V.K, Fundamentals of Mathematical Statistics, 11<sup>th</sup> extensively revised edition, Sultan Chand & Sons, 2007.
5. Walpole R. E., Myers S.L. & Keying Ye, “Probability and Statistics for Engineers and Scientists”, Pearson Education Inc, 9<sup>th</sup> edition, 2012.
6. Gupta S.C, and KapurV.K “Fundamentals of Applied Statistics”, Sultan Chand, New Delhi, 4<sup>th</sup> Edition, 2014.
7. Charles Henry Brase and Corrinne Pellillo Brase “Understandable Statistics”, D.C. Heath and Company, Toronto, 9<sup>th</sup> edition, 2007.

**LAB COMPONENT CONTENTS :****Using R Studio****30 Hours**

1. Introduction to R programming
2. Application of descriptive statistics – Mean, Median, Mode and standard deviation
3. Applications of Correlation and Regression
4. Application of Normal distribution
5. Application of Student – t test
6. Application of F test
7. Application of Chi-square test
8. ANOVA – one way classification
9. ANOVA - two way classification
10. Control charts for variables (mean and range chart)

<b>Theory: 0</b>	<b>Tutorial: 0</b>	<b>Practical: 30</b>	<b>Project: 0</b>	<b>Total: 30 Hours</b>
------------------	--------------------	----------------------	-------------------	------------------------

**Signature of BOS Chairman-CSE**

## **HUMANITIES AND SOCIAL SCIENCES (HS)**



**Signature of BOS Chairman-CSE**

**COURSE OUTCOMES**

**AFTER SUCCESSFUL COMPLETION OF THIS COURSE, THE STUDENTS SHOULD BE ABLE TO**

**CO1:** Listen to audio contents related to professional communication and prepare a short note.

**CO2:** Discuss with peers on a given topic with original thoughts.

**CO3:** Read technical papers, patents and professional documents and extract main themes

**CO4:** Write technical papers, reports, blogs and professionally communicate with relevant stakeholder.

**Assessment Methods**

<b>Direct</b>
1. Continuous Assessment of Skills 2. Assignment 3. Written Test 4. End Semester Examination
<b>Indirect</b>
1. Course-end survey

**CO-PO -PSO MAPPING**

<b>COs</b>	<b>ProgrammeOutcomes (POs)</b>												<b>PSO</b>	
	PO1	PO2	PO3	PO4	PO5	PO6	PO7	PO8	PO9	PO10	PO11	PO12	PSO1	PSO2
CO1									S	S		S		
CO2									S	S		S		
CO3				M					S	S		S		
CO4				M					S	S		S		



**Signature of BOS Chairman-CSE**

## UNIT –1

12

### Hours

**Grammar and Vocabulary:** Sentence Construction using Purpose and Function - Cause and Effect expressions, Common mistakes in conversations and Text Writings.

**Reading:** 21<sup>st</sup> Century skills. Modes of Communication: L-S-R-W. Types of Communication: Personal and Professional Communication. World's popular Languages - Glimpses of Essential English, Etiquettes in Professional Communication.

**Writing:** Writing E-Mail for Professional interactions - Formatting style and guidelines - crafting compelling subject lines and body text

### Practical Component:

**Listening:** Listening to TED/TECH Talks / Speeches of Leaders

**Speaking:** Just -a-minute

### Continuous Assessment 1:

Speaking: Introducing Self – Introducing a Chief Guest of Your Choice (10 Marks)

## UNIT -2

12

### Hours

**Grammar and Vocabulary:** Tenses and Voices.

**Reading:** Note Making (Linear) and Summary Writing.

**Listening:** Listening for Specific Information (Dates, events, place, time etc.)

### Practical Component:

**Speaking:** (Presentation) Presenting the Recent Happening (at National / International Level) using PPT

**Writing:** Drafting letters to an International Institutions for Research collaborations – Drafting letters to foreign companies for commercial partnerships - Drafting a proposal for an event- Product Review.

### Continuous Assessment 2:

Writing: Writing Emails to an International Client on a New Project proposal (10 Marks)

## UNIT–3

12 Hours

**Grammar and Vocabulary:** Concord

**Reading:** Reading - Subskills, Reading and Responding to texts, Cloze Test

Encoding and Decoding Professional Communication: Editorials

**Writing:** Writing Captions, Slogans, and Tagline - Describing gadgets and products - Writing Technical Instructions and Recommendations.

**Listening:** Listening to Product Descriptions /Reviews

### Practical Component:

Reading: Government Policy, Tender Documents.

Speaking: Describing an Event/Place, Sharing Personal Experiences

### Continuous Assessment 3:

Writing: Review Writing (1 page) out of three technical papers of your choice (10 Marks)



Signature of BOS Chairman-CSE

## UNIT-4

12 Hours

**Grammar and Vocabulary:** Effective use of Punctuation and Proof-reading Techniques, Spotting Errors and Error Correction – Competitive Exams, Discourse Markers

**Reading:** Reading and comprehending - Reading a Patent document, analyze the features and extract the technical contents.

**Writing:** Paragraph writing (Expository, Narrative, Comparing & Contrasting and Persuasive)

**Listening:** Listening to Short Stories and Presenting Reflections

**Practical Component: Group Discussion**

**Continuous Assessment 4:**

Speaking: Group Discussion using a group not more than 6 in a Group (10 Marks)

## UNIT-5

12 Hours

**Grammar and Vocabulary:** Appropriate vocabulary for interpretation of graphics.

**Reading:** Reading and Interpreting Graphical Representations (Line Graphs / Stacked Bar / Infographics)

**Writing:** Process Writing (Technical and Non-technical)- Report Writing – (Types and Format, Writing Project Reports) - Itinerary and Travelogue - Writing blogs on professional / core topics

**Listening:** Listening to Technical Context (Technical Videos) and Popular Interviews

**Practical Component:**

Mock interview (HR )

**Continuous Assessment 5:**

Speaking: Mock Interview for a Technical Position (10 Marks)

L:30T: 0 P: 30 Total:60 Periods

## Reference Books

1. Goldsberg D., *Life Skills and Leadership for Engineers*, University of Skinois, Tata McGraw Hill, 2005.
2. Gallo C., *Talk like TED*. St. Martin's Press, 2015.
3. Lewis N., *Word Power Made Easy*, Simon and Schuster, 1979.
4. Raman M., and Sharma S., *Technical Communication – English Skills for Engineers*, Oxford Higher Education, 2009.
5. Seely J., *Oxford Guide to Effective Writing and Speaking*, Oxford University Press, 1998.
6. British Council Learn English Teens through <https://learnenglishteens.britishcouncil.org/>.



Signature of BOS Chairman-CSE

# **LANGUAGE ELECTIVE COURSES**

A handwritten signature in black ink, appearing to be 'R. M. A.', enclosed within a rectangular box.

**Signature of BOS Chairman-CSE**

A handwritten signature in black ink, appearing to be 'R. M. A.', enclosed within a rectangular box.

**Signature of BOS Chairman-CSE**

**U18FRI2201 - FRENCH LEVEL -I**  
(Common to all)

L	T	P	J	C
2	0	2	0	3

**Course Objectives:**

1. To train the students to learn basic French
2. To teach them to learn basic grammar and vocabulary.
3. To train them to converse in French in day-to-day scenarios

**Course Outcomes:**

**After the course the students will be able to:**

CO1: to help students acquire familiarity in the French alphabet & basic vocabulary

CO2: listen and identify individual sounds of French

CO3: use basic sounds and words while speaking

- read and understand simple advertisements, brochures and invitations
- understand and use basic grammar and appropriate vocabulary in completing language tasks

**Assessment Methods:**

Direct
<ol style="list-style-type: none"> <li>1. Continuous Assessment of Skills</li> <li>2. Assignment</li> <li>3. Written Test</li> <li>4. End Semester Examination</li> </ol>
Indirect
<ol style="list-style-type: none"> <li>1. Course-end survey</li> </ol>

**CO/PO  
Mapping:**

CO/PO MAPPING													CO/PSO MAPPING	
(S/M/W indicates strength of correlation) S-Strong, M-Medium, W-Weak														
COs	PROGRAMME OUTCOMES (POs)												PSOs	
	PO1	PO2	PO3	PO4	PO5	PO6	PO7	PO8	PO9	PO10	PO11	PO12	PSO1	PSO2
CO1									S	S		S		
CO2									S	S		S		
CO3									S	S		S		

**UNIT – 1**

**12 Hours**

**Introduction to France and its regions - French alphabets and numbers, countries and nationality**

Grammaire – Verbs – s'appeler, être, avoir, definite and indefinite articles

Communication – Greetings, Self Introduction

**Unit II**

**12 Hours**

**Basic vocabulary, colours, months and days**

Grammaire - Verbes - Conjugation : Present tense (ER, IR, RE ending verbs) – Adjective possessive

Communication – Talk about family and friends, date, time etc.



**Signature of BOS Chairman-CSE**



### **Unit III**

**12 Hours**

#### **Hobbies, interests and daily routine**

Grammaire – Irregular verbs – Reflexive verbs - Future proche

Communication – Talking about hobbies and interests.

### **UNIT IV**

**12 Hours**

#### **Vocabulary of places and transport**

Grammaire – Pertinent verbs, adjective demonstrative, past tense, propositions

Communication – Narrating an incident or story

### **UNIT V**

**12 Hours**

#### **Vocabulary of food, services, money**

Grammaire – Negation, Verbs – acheter, manger, payer, articles partitifs

Communication – Accept and refuse an invitation, situation in a restaurant

**Total: 60 Hours**

#### **References:**

1. Grammaire Progressive du Français, CLÉ International, 2010.
2. Saison 1, Marie-Noëlle Cocton et al, Didier, 2014.
3. Préparation à l'examen du DELF A1 – Hachette



**Signature of BOS Chairman-CSE**

**U18GEI2201 - GERMAN LEVEL I**  
(Common to all)

L	T	P	J	C
2	0	2	0	3

**Course Objectives:**

- To train the students to learn basic German
- To teach them to learn basic grammar and vocabulary.
- To train them to converse in German in day-to-day scenarios

**Course Outcomes:**

After the course, the students will be able to:

CO1: to help students acquire familiarity in the German alphabet & basic vocabulary

CO2: listen and identify individual sounds of German

CO3: use basic sounds and words while speaking

- read and understand simple advertisements, brochures and invitations
- understand and use basic grammar and appropriate vocabulary in completing language tasks

**Assessment Methods:**

Direct
1. Continuous Assessment of Skills
2. Assignment
3. Written Test
4. End Semester Examination
Indirect
1. Course-end survey

**CO/PO Mapping:**

CO/PO MAPPING													CO/PSO MAPPING	
(S/M/W indicates strength of correlation) S-Strong, M-Medium, W-Weak														
COs	PROGRAMME OUTCOMES (POs)												PSOs	
	PO1	PO2	PO3	PO4	PO5	PO6	PO7	PO8	PO9	PO10	PO11	PO12	PSO1	PSO2
CO1									S	S		S		
CO2									S	S		S		
CO3									S	S		S		

**UNIT – 1**

**12 Hours**

**Introduction to Germany and its regions –German basic phrases, alphabets, numbers, countries and nationality**

Grammaire – Verbs – sein, haben, definite and indefinite articles

Communication – Greetings, Self-Introduction

**Unit II**

**12 Hours**


**Basic vocabulary, colours, months and days**

Grammaire - Verbes - Conjugation : Present tense (regular verbs) – Adjective possessive

Communication – Talk about family and friends, date, time etc.

**Unit III**

**12 Hours**

  
**Signature of BOS Chairman-CSE**

**Hobbies, interests and daily routine**

Grammaire – Irregular verbs

Communication – Talking about hobbies and interests.

**UNIT IV****12 Hours****Vocabulary of places and transport**

Grammaire – Cases, adjective demonstrative, past tense, propositions

Communication – Narrating an incident or story

**UNIT V****12Hours****Vocabulary of food, services, money**

Grammaire – Negation, Verbs – kaufen, essen, bezahlen

Communication – Accept and refuse an invitation, situation in a restaurant

**L: 60 T: 0 Total: 60 periods****References:**

1. Studio d - Deutsch als Fremdsprache - Grundstufe - A1.
2. Fit Fur Goethe-Zertifikat A1 (Start Deutsch 1)
3. Mit Erfolg Zum Goethe-Zertifikat A1

**Software:****All internet tools****Signature of BOS Chairman-CSE**

U18HII2201

HINDI LEVEL-I

L	T	P	J	C
2	0	2	0	3

**Course Objectives**

1. To help the students learn Hindi Scripts Vowels and Consonants.
2. To help the students learn basic Hindi grammar.
3. To make the students understand the way the Language is to be spoken.
4. To ensure that the students are empowered with the linguistic knowledge.
5. To make the students acquire basic conversational skill.

**Course Outcomes**

1. Recognize and write Hindi alphabets.
2. Students will get to know the usage of words.
3. Students confident enough to speak Hindi.  
Students sound grammatically correct and confident.

**Assessment Methods:**

Direct
<ol style="list-style-type: none"><li>1. Continuous Assessment of Skills</li><li>2. Assignment</li><li>3. Written Test</li><li>4. End Semester Examination</li></ol>
Indirect
<ol style="list-style-type: none"><li>1. Course-end survey</li></ol>

**CO/PO Mapping:**

CO/PO MAPPING													CO/PSO MAPPING	
(S/M/W indicates strength of correlation) S-Strong, M-Medium, W-Weak														
COs	PROGRAMME OUTCOMES (POs)												PSOs	
	PO1	PO2	PO3	PO4	PO5	PO6	PO7	PO8	PO9	PO10	PO11	PO12	PSO1	PSO2
CO1									S	S		S		
CO2									S	S		S		
CO3									S	S		S		

**UNIT – 1**

Introduction to Hindi language - Recognize and write Alphabets – Identify basic sentence structure – Greet each other – Ask questions - Days of the week – Numbers – Expressing time.

**Listening** : Listening to Greetings, Numbers and Time.

**Speaking** : Self Introduction

**UNIT – 2**

Identify what is there and what is not there – Use postpositions( mein, par, ke paas etc.) – Use of singular/plural – Masculine/Fminine – Name and identify relatives – Express possession with kinship terms ( ka/ke/kii) – parts of body

Signature of BOS Chairman-CSE

**Listening** : Listening for specific information, Family members, Parts of body  
**Speaking** : Introducing one's family,

### UNIT – 3

Vowels, consonants and conjoint letters and related vocabulary – Fruits, Vegetables, Food and Groceries – Use possessive pronouns – use interrogative pronouns (kaun,kiskaa,kiskii,kiske,kahaan se) – Present habitual actions – past habitual actions – today, tomorrow ,yesterday , day before yesterday, day after tomorrow ( aaj/kal/parson)

**Listening** : Simple conversation between Shop keeper and customer

**Speaking** : Names of fruits and vegetables , Express one's daily routine

### UNIT – 4

Create and follow a simple recipe – Use indirect verbs with nouns ( isko, usko,..etc.) – express needs Ask about and express wishes and preferences – Use infinitive – use comparative and superlative degree of adjectives – Use more interrogative words – Explain about future plans – simple future actions

**Listening** : Listening to a simple recipe

**Speaking** : Express your needs and wishes , future plans

### UNIT – 5

Learn about some festivals like Diwali, Pongal, Holli etc. – Learn some short stories

**Listening** : Short stories

**Speaking** : Making small stories , Describe your favorite festival.

### Reference

- 1.HINDI PRACHAR VAHINI-1, PRATHMIC EXAM. (FOR BASICS AND GRAMMAR)
- 2.HINDI PRACHAR VAHINI-2 MADHYAMA BOOK(FOR SPOKEN HINDI) D.B.HINDI PRACHAR SABHA, T.NAGAR, CHENNAI.
- 3.SABARI HINDI SPEAKING COURSE, FOR SPOKEN. SABARI BOOK HOUSE, SALEM



**Signature of BOS Chairman-CSE**

## U18JAI2201 – Japanese Level I

L	T	P	J	C
2	0	2	0	3

### Course Objectives:

1. To enable students achieve a basic exposure on Japan, Japanese language and culture.
2. To make students familiar with the Japanese cultural facets and social etiquettes.
3. To make the students acquire basic conversational skill.
4. To help students learn the Japanese scripts viz. hiragana and a few basic kanji.
5. To help students learn the basic Japanese grammar .

### Course Outcomes:

After the course, the students will be able to:

**CO1:** Recognize and write Japanese alphabet.

**CO2:** Speak using basic sounds of the Japanese language.

**CO3:** Apply appropriate vocabulary and grammar needed for simple conversation in Japanese language. Comprehend the simple day to day conversation and give correct meaning.

### Assessment Methods:

Direct
1. Continuous Assessment of Skills
2. Assignment
3. Written Test
4. End Semester Examination
Indirect
1. Course-end survey

**CO/PO  
Mapping:**

CO/PO MAPPING													CO/PSO MAPPING	
(S/M/W indicates strength of correlation) S-Strong, M-Medium, W-Weak														
COs	PROGRAMME OUTCOMES (POs)												PSOs	
	PO1	PO2	PO3	PO4	PO5	PO6	PO7	PO8	PO9	PO10	PO11	PO12	PSO1	PSO2
CO1									S	S		S		
CO2									S	S		S		
CO3									S	S		S		

### UNIT -I

**12 Hours**

Japan : Land and culture - Introduction to Japanese language – Greetings – Seasons - Days of the week - Months of the year – Dates of the month - Self introduction – Numbers (Upto 99,999) – Expressing time – Conversation audio and video.

**Listening:** Listening to Greetings - Listening for Specific Information: Numbers, Time.

**Speaking:** Self-Introduction



**Signature of BOS Chairman-CSE**

**UNIT - 2****12**

Family relationships - Colours - Parts of body - Profession - Directions - Time expressions (today, tomorrow, yesterday, day before, day after) - Japanese housing and living style - Food and transport (vocabulary) - Stationery, fruits and vegetables

**Listening:** Listening for Specific Information: Directions, Family Members, Parts of body

**Speaking:** Introducing one's family.

**UNIT - 3****12**

Hiragana Chart 1 - vowels and consonants and related vocabulary – Hiragana Charts 2&3, double consonants, vowel elongation and related vocabulary – Introduction to Kanji – Basic Vocabulary – Basic Conversational Phrases.

**Listening:** Listening to Japanese Alphabet Pronunciation, Simple Conversation.

**Speaking:** Pair Activity (Day to day situational conversation)

**UNIT - 4****12**

Katakana script and related vocabulary – Basic kanjis: naka, ue, shita, kawa, yama, numbers (1-10, 100, 1000, 10,000 and yen), person, man, woman, child, tree, book, hidari, migi, kuchi, 4 directions - Usage of particles wa, no, mo and ka and exercises - Usage of kore, sore, are, kono, sono, ano, arimasu and imasu - Particles – ni (location) and ga, donata and dare - Particles ni (time), kara, made, ne, koko, soko, asoko and doko - Directions : kochira, sochira, achira and dochira, associated vocabulary (mae, ushiro, ue, shita, tonari, soba, etc.)

**Listening:** Listening to conversation with related particles

**Speaking:** Individual Activity (Constructing simple sentences using particles)

**UNIT - 5****12**

Introduction to Verbs - Verbs –Past tense, negative - i-ending and na-ending adjectives introduction - ~masen ka, mashou - Usage of particles de, e, o, to, ga(but) and exercises - Adjectives (present/past – affirmative and negative) – Counters - ~te form

**Listening:** Listening to different counters, simple conversations with verbs and adjectives.

**Speaking:** Pair Activity (Explaining one's daily routine by using appropriate particles and verbs)

**L: 60 T: 0 Total: 60 periods**

**Reference:**

1. Japanese for dummies. Wiley publishing co. Inc., USA.
2. *Japanese for Everyone: Elementary Main Textbook 1-1*, Goyal Publishers and Distributors Pvt. Ltd., Delhi, 2007.
3. *Japanese for Everyone: Elementary Main Textbook 1-2*, Goyal Publishers and Distributors Pvt. Ltd., Delhi, 2007.
4. [www.japaneselifestyle.com](http://www.japaneselifestyle.com)
5. [www.learn-japanese.info/](http://www.learn-japanese.info/)
6. [www.kanjisite.com/](http://www.kanjisite.com/)
7. [www.learn-hiragana-katakana.com/typing-hiragana-characters/](http://www.learn-hiragana-katakana.com/typing-hiragana-characters/)



**Signature of BOS Chairman-CSE**

**UNIVERSAL HUMAN VALUES 2:  
UNDERSTANDING HARMONY**

**U18VET4101**

L	T	P	J	C
2	1	0	0	3

**COURSEOUTCOMES:**

**After successful completion of this course, the students shall be able to**

<b>CO1:</b>	Develop a holistic perspective based on self- exploration about themselves (human being), family, society and nature/existence.
<b>CO2:</b>	Understand(or develop clarity) of the harmony in the human being, family, society and nature/existence
<b>CO3:</b>	Strengthen their self-reflection.
<b>CO4:</b>	Develop commitment and courage to act.

**Pre-requisites:-**None. Universal Human Values 1(Desirable)

**CO-PO AND CO-PSO MAPPING:**

CO/PO Mapping (S/M/W indicates strength of correlation) S-Strong, M-Medium, W-Weak														
COs	Programme Outcomes (POs)												PSOs	
	PO1	PO2	PO3	PO4	PO5	PO6	PO7	PO8	PO9	PO10	PO11	PO12	PSO1	PSO2
CO1						M	M	M	S			M	-	-
CO2						S	M		S	S		S	-	-
CO3								M	M		W	S	-	-
CO4								S	M		M	M	-	-

**COURSEASSESSMENTMETHODS:**

<b>Direct</b>
1. Assessment by faculty mentor 2. Self-assessment 3. Socially relevant project/Group Activities/Assignments 4. End Semester Examination
<b>Indirect</b>
1.Assessmentbypeers(Survey form)



**Signature of BOS Chairman-CSE**



## **COURSE CONTENTS:**

Module 1: Course Introduction - Need, Basic Guidelines, Content and Process for Value Education

1. Purpose and motivation for the course, recapitulation from Universal Human Values-I.
2. Self-Exploration-what is it?-Its content and process; 'Natural Acceptance' and Experiential Validation-as the process for self-exploration.
3. Continuous Happiness and Prosperity-A look at basic Human Aspirations
4. Right understanding, Relationship and Physical Facility-the basic requirements for fulfilment of aspirations of every human being with their correct priority.
5. Understanding Happiness and Prosperity correctly-A critical appraisal of the current scenario
6. Method to fulfil the above human aspirations: understanding and living in harmony at various levels.

Include practice sessions to discuss natural acceptance in human being as the innate acceptance for living with responsibility (living in relationship, harmony and co-existence) rather than as arbitrariness in choice based on liking-disliking

Module2: Understanding Harmony in the Human Being-Harmony in Myself!

1. Understanding human being as a co-existence of the sentient 'I' and the material 'Body'.
2. Understanding the needs of Self ('I') and 'Body' –happiness and physical facility.
3. Understanding the Body as an instrument of 'I'(I being the doer, seer and enjoyer).
4. Understanding the character traits and activities of 'I' and harm on yin 'I'.
5. Understanding the harmony of with the Body: Sanyam and Health; correct appraisal of Physical needs, meaning of Prosperity in detail.
6. Programs to ensure S any am and Health.

Include practice sessions to discuss the role others have played in making material goods available to me. Identifying from one's own life.

Differentiate between prosperity and accumulation. Discuss program for ensuring health vs dealing with disease.

Module3: Understanding Harmony in the Family and Society-Harmony in Human-Human Relationship

1. Understanding values in human-human relationship; meaning of Justice (nine universal values in relationships) and program for its fulfilment to ensure mutual happiness; Trust and Respect as the foundational values of relationship
2. Understanding the meaning of Trust; Difference between intention and competence
3. Understanding the meaning of Respect, Difference between respect and differentiation; the others alien values in relationship
4. Understanding the harmony in the society (society being an extension of family):Resolution,Prosperity,fearlessness (trust)and co-existence as comprehensive Human Goals
5. Visualizing a universal harmonious order in society-Undivided Society, Universal Order-from family to world family.



**Signature of BOS Chairman-CSE**

Include practice session store flection relationships in family, hostel and institute as extended family, real life examples, teacher-student relationship, goal of education etc. Gratitude as a universal value in relationships. Discuss with scenarios. Elicit examples from students' lives.

Module4: Understanding Harmony in the Nature and Existence- Whole existence as Coexistence

1. Understanding the harmony in the Nature
2. Interconnectedness and mutual fulfilment among the four orders of nature-recyclability and self-regulation in nature.
3. Understanding Existence as Co-existence of mutually interacting units in all-pervasive space.
4. Holistic perception of harmony at all levels of existence.
5. Include practice sessions to discuss human being as cause of imbalance in nature (film "Home" can be used), pollution, depletion of resources and role of technology etc.

Module5: Implications of the above Holistic Understanding of Harmony on Professional Ethics

1. Natural acceptance of human values
2. Definitiveness of Ethical Human Conduct
3. Basis for Humanistic Education, Humanistic Constitution and Humanistic Universal Order
4. Competence in professional ethics: a. Ability to utilize the professional competence for augmenting universal human order b. Ability to identify the scope and characteristics of people friendly and eco-friendly production systems, c. Ability to identify and develop appropriate technologies and management patterns for above production systems.
5. Case studies of typical holistic technologies, management models and production systems
6. Strategy for transition from the present state to Universal Human Order:
  - a. At the level of individual: as socially and ecologically responsible engineers, technologists and managers
  - b. At the level of society: as mutually enriching institutions and organizations
7. Sumup.

Include practice Exercises and Case Studies will be taken up in Practice (tutorial) Sessions e.g. To discuss the conduct as an engineer or scientist etc

#### **COURSE DURATION:**

No	MODULE	HOURS
1	Module1	[7Theory+3Tutorial] 10Hrs
2	Module2	[6Theory+3 Tutorial]9Hrs
3	Module3	[7Theory+3Tutorial] 10Hrs
4	Module4	[5Theory+3 Tutorial]8Hrs
5	Module5	[5Theory+3 Tutorial]8Hrs
	<b>Total</b>	<b>45</b>

#### **TEXT BOOK**

1. Human Values and Professional Ethics by R R Gaur, R Sangal, G P Bagaria, Excel Books, New Delhi, 2010



**Signature of BOS Chairman-CSE**

## REFERENCE BOOKS

1. Jeevan Vidya: Ek Parichaya, A Nagaraj, Jeevan Vidya Prakashan, Amarkantak, 1999.
2. Human Values, A.N. Tripathi, New Age Intl. Publishers, New Delhi, 2004.
3. The Story of Stuff (Book).
4. The Story of My Experiments with Truth - by Mohandas Karamchand Gandhi.
5. Small is Beautiful - E. F Schumacher.
6. Slow is Beautiful - Cecile Andrews
7. Economy of Permanence - J C Kumarappa
8. Bharat Mein Angreji Raj - Pandit Sunderlal
9. Rediscovering India - by Dharampal
10. Hind Swaraj or Indian Home Rule - by Mohandas K. Gandhi
11. India Wins Freedom - Maulana Abdul Kalam Azad
12. Vivekananda - Romain Rolland (English)
13. Gandhi - Romain Rolland (English)

## Weblinks

1. [https://www.youtube.com/watch?v=E1STJoXCXUU&list=PLWDeKF97v9SP\\_Kt6jqzA3pZ3yA7g\\_OAQz](https://www.youtube.com/watch?v=E1STJoXCXUU&list=PLWDeKF97v9SP_Kt6jqzA3pZ3yA7g_OAQz)
2. [https://www.youtube.com/channel/UCo8MpJB\\_aaVwB4LWLAX6AhQ](https://www.youtube.com/channel/UCo8MpJB_aaVwB4LWLAX6AhQ)
3. <https://www.uhv.org.in/uhv-ii>



Signature of BOS Chairman-CSE

L	T	P	J	C
3	0	0	0	3

## COURSE OUTCOMES

AFTER SUCCESSFUL COMPLETION OF THIS COURSE, THE STUDENTS SHOULD BE ABLE TO

- CO1:** Identify and describe the different social media services, tools, and platforms.[K3]  
**CO2:** Demonstrate understanding and evaluate new tools and social media platforms[K3]  
**CO3:** Develop skills in using the predominant social media tools for business marketing.[K5]  
**CO4:** Discover innovative uses for social media in a variety of business areas and processes [K4]  
**CO5:** Develop a strategic plan for identifying opportunities for using social media.[K5]

**Pre-requisite:** Nil

CO/PO MAPPING (S/M/W indicates strength of correlation) S-Strong, M-Medium, W-Weak													CO/PSO Mapping		
COs	PROGRAMME OUTCOMES (POs)												PSOs		
	PO1	PO2	PO3	PO4	PO5	PO6	PO7	PO8	PO9	PO10	PO11	PO12	PSO1	PSO2	PSO3
CO1	S									M		M			
CO2	S	S			S					M		M			
CO3	S		S							M		M			
CO4	S									M		M			
CO5	S	S	S		S	S			M	M	S	M	M		

## COURSE ASSESSMENT METHODS

DIRECT
<ol style="list-style-type: none"> <li>Continuous Assessment Test I, II</li> <li>Assignment</li> <li>Mini Project</li> <li>End Semester Examination</li> </ol>
INDIRECT
<ol style="list-style-type: none"> <li>Course-end survey</li> </ol>

## THEORY COMPONENT CONTENTS

### UNDERSTANDING FACEBOOK AND LEVERAGING FACEBOOK FOR MARKETING

**8 Hours**

Introduction to basic FB terminologies-Creating a powerful personal profile for business-Marketing applications of Face book- Fundamentals of creating and maintaining fan pages- Creating groups for marketing-Face book marketing checklist-Basics of Sentimental analysis

### INTRODUCTION TO TWITTER AS A MARKETING TOOL

**10**

**Hours**

Setting up a Twitter profile- Fundamental of Twitter: Tweet, direct messages, replies and Trending topics-Managing your Twitter experience- Fundamentals of Tweet Deck-Managing multiple Twitter accounts-Tweet management- Twitter Grader- Twitter Counter-Tweet burner- Twitter marketing checklist- Tree induction techniques.



Signature of BOS Chairman-CSE

## **FUNDAMENTALS OF YOUTUBE FOR CREATING COMPELLING ONLINE PRESENCE**

**10 Hours**

Fundamentals of video marketing- Creating a YouTube channel- Creating your own Internet TV channel for marketing

## **USING LINKEDIN FOR MARKETING**

**8 Hours**

LinkedIn for B2b marketing- creating a profile in LinkedIn Powerful corporate searches and connections - Recommendations and testimonials.

## **UNDERSTANDING CONTENT MARKETING AND USING BLOGS TO BUILD AND ENGAGE AUDIENCE**

**9 Hours**

Basics of inbound marketing-Webinars and tele- seminars-Podcasting basics- creating blogs and building a following White papers and info graphics- Fundamentals of content curation

<b>Theory: 45</b>	<b>Tutorial: 0</b>	<b>Practical: 0</b>	<b>Project: 0</b>	<b>Total: 45 Hours</b>
-------------------	--------------------	---------------------	-------------------	------------------------

## **REFERENCES**

1. Liana Li Evans, "Social Media Marketing :Strategies for Engaging in Facebook, Twitter & Other Social Media", Que Press; Ed 2010
2. Andrew Macarthy," 500 Social Media Marketing Tips: Essential Advice, Hints and Strategy for Business: Facebook, Twitter, Pinterest, Google+, YouTube, Instagram, LinkedIn, and More!" ,Springer 2017
3. Ann Handley, "Content Rules: How to Create Killer Blogs, Podcasts, Videos, Ebooks, Webinars (and More) That Engage Customers and Ignite Your Business ",Johnwiley and sons,2012
4. Barker, "Social Media Marketing: A Strategic Approach" ,Cengage; 1 edition 2013

## **Other References:**

<https://learndigital.withgoogle.com/digitalunlocked>

<http://www.digitalvidya.com/blog/best-social-media-marketing-books-2016-top-10/>



**Signature of BOS Chairman-CSE**

# **ENGINEERING SCIENCES (ES)**

A handwritten signature in black ink, appearing to be 'R. M. A.', enclosed within a rectangular box.

**Signature of BOS Chairman-CSE**

# U18CSI1201 STRUCTURED PROGRAMMING USING C

(Common to CSE, ISE & IT)

L	T	P	J	C
3	0	2	0	4

## COURSE OUTCOMES

AFTER SUCCESSFUL COMPLETION OF THIS COURSE, THE STUDENTS SHOULD BE ABLE TO

**CO1:** Acquire knowledge on different problem solving techniques.

**CO2:** Use appropriate data types and control structures for solving a given problem.

**CO3:** Execute different array and string operations.

**CO4:** Experiment with the usage of pointers and functions.

**CO5:** Organize data using structures and unions.

**CO6:** Demonstrate data persistency using files.

**Pre-requisite :Nil**

CO/PO MAPPING (S/M/W indicates strength of correlation) S-Strong, M-Medium, W-Weak													CO/PSO Mapping		
COs	PROGRAMME OUTCOMES (POs)												PSOs		
	PO1	PO2	PO3	PO4	PO5	PO6	PO7	PO8	PO9	PO10	PO11	PO12	PSO1	PSO2	PSO3
CO1	S	M							L				S		
CO2	S	M							L	L				S	
CO3	S	L			L	L			L	L		L	M		
CO4	M	L	M	L	L	L			L	L		M	M		
CO5	M	L	M	L	L	L			L	L		M			M
CO6	L	L	M	L	L	L			L	L		L			M

## COURSE ASSESSMENT METHODS

DIRECT
1. Continuous Assessment Test I, II (Theory Component) 2. Assignment (Theory Component) 3. Group Presentation (Theory Component) 4. Pre/Post - experiment Test/Viva; Experimental Report for each experiment (lab component) 5. Model examination (lab component) 6. End Semester Examination (Theory and lab component)
INDIRECT
1. Course-end survey

## THEORY COMPONENT CONTENTS

### STRUCTURED PROGRAMMING

**7 Hours**

Algorithms, building blocks of algorithms (instructions/statements, state, control flow, functions), notation (pseudo code, flow chart, programming language), algorithmic problem solving.

### ARRAYS AND STRINGS

**11 Hours**

Introduction to C Programming – Operators and Expressions – Data Input and Output – Control Statements. Defining an array – Processing an array – Multidimensional Arrays Character Arithmetic – Defining a string

**Signature of BOS Chairman-CSE**

– NULL character – Initialization of Strings – Reading and Writing Strings – Processing Strings – Searching and Sorting of Strings.

## **FUNCTIONS, STORAGE CLASSES**

**9 Hours**

Defining a function – Accessing a function – Function prototypes – Passing arguments to a function – Passing arrays to functions – Function with string - Recursion – Storage classes

## **POINTERS**

**9 Hours**

Pointer Fundamentals – Pointer Declaration – Passing Pointers to a Function – Pointers and one dimensional arrays – operations on pointers– Dynamic memory allocation

## **STRUCTURES, UNIONS AND FILES**

**9 Hours**

Structures and Unions: Defining a Structure – Processing a Structure – User defined data types (Typedef) – Unions

Files: Opening and Closing a Data File – Reading and writing a data file – Processing a data file – Unformatted data files – Concept of binary files – Accessing a file randomly using fseek

<b>Theory: 45</b>	<b>Tutorial: 0</b>	<b>Practical: 0</b>	<b>Project: 0</b>	<b>Total: 45 Hours</b>
-------------------	--------------------	---------------------	-------------------	------------------------

## **REFERENCES**

1. Byron S Gottfried and Jitendar Kumar Chhabra, “Programming with C”, Tata McGraw Hill Publishing Company, Third Edition, New Delhi, 2011.
2. Pradip Dey and Manas Ghosh, “Programming in C”, Second Edition, Oxford University Press, 2011.
3. Kernighan,B.W and Ritchie,D.M, “The C Programming language”, Second Edition, Pearson Education, 2006
4. Ashok N. Kamthane, “Computer programming”, Pearson Education, 2007.
5. Reema Thareja, “Programming in C”, Second Edition, Oxford University Press, 2011.

## **LAB COMPONENT CONTENTS**

### **LIST OF EXPERIMENTS**

**30 Hours**

1. Writing algorithms, flowcharts and pseudo codes for simple problems.
2. Programs on expressions and conversions
3. Programs using if, if-else, switch and nested if statements
4. Programs using while, do-while, for loops
5. Programs on one dimensional arrays, passing arrays to functions and array operations
6. Programs using two dimensional arrays, passing 2D arrays to functions
7. Programs using String functions
8. Programs using function calls, recursion, call by value
9. Programs on pointer operators, call by reference, pointers with arrays
10. Programs using structures and unions.
11. Programs on file operations and modes.
12. Working with text files, random files and binary files

<b>Theory: 0</b>	<b>Tutorial: 0</b>	<b>Practical: 30</b>	<b>Project: 0</b>	<b>Total: 30 Hours</b>
------------------	--------------------	----------------------	-------------------	------------------------



**Signature of BOS Chairman-CSE**



## REFERENCES

1. Byron S Gottfried and Jitendar Kumar Chhabra, “Programming with C”, Tata McGraw Hill Publishing Company, Third Edition, New Delhi, 2011.
2. Pradip Dey and Manas Ghosh, “Programming in C”, Second Edition, Oxford University Press, 2011.
3. Kernighan,B.W and Ritchie,D.M, “The C Programming language”, Second Edition, Pearson Education, 2006
4. Ashok N. Kamthane, “Computer programming”, Pearson Education, 2007.
5. Reema Thareja, “Programming in C”, Second Edition, Oxford University Press, 2011.



**Signature of BOS Chairman-CSE**

**U18EEI1201 BASIC ELECTRICAL AND  
ELECTRONICS ENGINEERING**  
(Common to CSE, IT, ISE)

L	T	P	J	C
3	0	2	0	4

**COURSE OUTCOMES**

AFTER SUCCESSFUL COMPLETION OF THIS COURSE, THE STUDENTS SHOULD BE ABLE TO

<b>CO1</b>	Acquire basic knowledge on DC and AC circuits.	K <sub>2</sub>
<b>CO2</b>	Understand the construction, working principle and applications of DC machines	K <sub>2</sub>
<b>CO3</b>	Understand the construction, working principle and applications of AC machines and transformers.	K <sub>2</sub>
<b>CO4</b>	Acquire basic knowledge on logic gates, semiconductor devices and their applications.	K <sub>2</sub>
<b>CO5</b>	Identify electronic components and use them to design simple circuits.	K <sub>2</sub>

**Pre-requisite: Nil**

CO/PO MAPPING (S/M/W indicates strength of correlation) S-Strong, M-Medium, W-Weak													CO/PSO MAPPING		
Cos	PROGRAMME OUTCOMES (POs)												PSOs		
	PO1	PO2	PO3	PO4	PO5	PO6	PO7	PO8	PO9	PO10	PO11	PO12	PSO1	PSO2	PSO3
<b>CO1</b>	M	M										W			
<b>CO2</b>	M	M										W			
<b>CO3</b>	M	M										W			
<b>CO4</b>	M	M										W			
<b>CO5</b>	M	M										W			

**COURSE ASSESSMENT METHODS:**


<b>DIRECT</b>
<ol style="list-style-type: none"> <li>Continuous Assessment Test I, II (Theory component)</li> <li>Open Book Test; Cooperative Learning Report, Assignment; Journal Paper Review, Group Presentation, Project Report, Poster Preparation, Prototype or Product Demonstration etc (as applicable) (Theory component)</li> <li>Pre/Post - Experiment Test/Viva; Experimental Report for each Experiment (lab Component)</li> <li>Model Examination (lab component)</li> <li>End Semester Examination (Theory and lab components)</li> </ol>
<b>INDIRECT</b>
<ol style="list-style-type: none"> <li>Course-end survey</li> </ol>

**THEORY COMPONENT CONTENTS**

**DC CIRCUITS**

**9 Hours**

Basic circuit elements and sources, Ohms law, Kirchhoff's laws, series and parallel connection of circuit elements, Node voltage analysis, Mesh current analysis.

  
**Signature of BOS Chairman-CSE**

**AC CIRCUITS****9 Hours**

Alternating voltages and currents – Single Phase Series RL, RC, RLC Circuits, Power in AC circuits – Power Factor.

**ELECTRICAL MACHINES****9 Hours**

Construction, Working Principle and applications of DC generators, DC Motors, single phase Transformers, three phase and single phase induction motors.

**SEMICONDUCTOR DEVICES AND CIRCUITS****9 Hours**

PN junction diode – Zener Diode – Half wave and Full wave rectifier-voltage regulators – Bipolar Junction transistors, JFET, MOSFET – characteristics

**DIGITAL SYSTEMS****9 Hours**

Binary Number System – Logic Gates – Boolean algebra – Half and Full Adders -subtractor– Multiplexer – Demultiplexer-decoder-flip flops.

<b>Theory: 45</b>	<b>Tutorial: 0</b>	<b>Practical: 0</b>	<b>Project: 0</b>	<b>Total: 45 Hours</b>
-------------------	--------------------	---------------------	-------------------	------------------------

**LAB COMPONENT CONTENTS**

1. Measurement of electrical quantities–voltage, current, power & power factor in RL, RC and RLC circuits.
2. Verification of Kirchhoff's Voltage and Current Laws.
3. Verification of Mesh and Nodal analysis.
4. Load test on DC shunt motor.
5. Load test on single phase transformer.
6. Load test on single phase induction motor.
7. Verification of truth tables of OR, AND, NOT, NAND, NOR, EX-OR, EXNOR gates.
8. Full wave rectifier with and without filter.
9. Input and output Characteristics of BJT – CE configuration.
10. Characteristics of PN junction diode and Zener diode.

<b>Theory: 0</b>	<b>Tutorial: 0</b>	<b>Practical: 30</b>	<b>Project: 0</b>	<b>Total: 30 Hours</b>
------------------	--------------------	----------------------	-------------------	------------------------

**TEXT BOOKS**

1. Mittle N., "Basic Electrical Engineering", Tata McGraw Hill Edition, New Delhi, 1990.
2. Sedha R.S., "Applied Electronics", S. Chand & Co., 2006.

**REFERENCES**

1. Muthusubramanian R, Salivahanan S and Muraleedharan K A, "Basic Electrical, Electronics and Computer Engineering", Tata McGraw Hill, Second Edition, 2017.
2. Nagsarkar T K and Sukhija M S, "Basics of Electrical Engineering", Oxford press 2005.
3. Mehta V K, "Principles of Electronics", Third Edition, S.Chand & Company Ltd, 1994.
4. Mahmood Nahvi and Joseph A. Edminister, "Electric Circuits", Schaum' Outline Series, McGraw Hill, 2002.
5. Premkumar N, "Basic Electrical Engineering", Anuradha Publishers, 2003.

**Signature of BOS Chairman-CSE**

**COURSE OBJECTIVES**

- To help the students look into the functioning of simple to complex devices and systems
- To enable the students to design and build simple systems on their own
- To help experiment with innovative ideas in design and team work
- To create an engaging and challenging environment in the engineering lab

**COURSE OUTCOMES**

**AFTER SUCCESSFUL COMPLETION OF THIS COURSE, THE STUDENTS SHOULD BE ABLE TO:**

**CO1:** Identify a practical problems and find a solution

**CO2:** Understand the project management techniques

**CO3:** Demonstrate their technical report writing and presentation skills

**Pre-requisite: Nil**

CO/PO MAPPING (S/M/W indicates strength of correlation) S-Strong, M-Medium, W-Weak													CO/PSO Mapping		
COs	PROGRAMME OUTCOMES (POs)												PSOs		
	PO1	PO2	PO3	PO4	PO5	PO6	PO7	PO8	PO9	PO10	PO11	PO12	PSO1	PSO2	PSO3
CO1	S	S	S	S	S	M	W		S			S	S		
CO2											S		S		
CO3										S					

**COURSE ASSESSMENT METHODS:**

<b>DIRECT</b>
1. Project reviews 50% 2. Workbook report 10% 3. Demonstration & Viva – voce 40%
<b>INDIRECT</b>
1. Course-end survey

**CONTENT:**

The course will offer the students with an opportunity to gain a basic understanding of computer controlled electronic devices and apply the concepts to design and build simple to complex devices. As a practical project based embedded course, the students will be taught the concepts using a variety of reference material available in the public domain. While the course will start with formal instruction on hardware, programming and applications, the major portion of the course will provide the students with ample opportunity to be innovative in designing and building a range of products from toys to robots and flying machines.



**Signature of BOS Chairman-CSE**

In the first semester, students will focus primarily on IOT with C programming using Arduino.

**GUIDELINES:**

1. Practical based learning carrying credits.
2. Multi-disciplinary/ Multi-focus group of 5-6 students.
3. Groups can select to work on a specific tasks, or projects related to real world problems.
4. Each group has a faculty coordinator/Instructor who will guide/evaluate the overall group as well as individual students.
5. The students have to display their model in the 'Engineering Clinics Expo' at the end of semester.
6. The progress of the course is evaluated based on reviews and final demonstration of prototype.

<b>Theory: 0</b>	<b>Tutorial: 0</b>	<b>Practical: 60</b>	<b>Project: 30</b>	<b>Total: 90 Hours</b>
------------------	--------------------	----------------------	--------------------	------------------------



**Signature of BOS Chairman-CSE**

L	T	P	J	C
2	0	2	0	3

**COURSE OUTCOMES**

AFTER SUCCESSFUL COMPLETION OF THIS COURSE, THE STUDENTS SHOULD BE ABLE TO:

- CO1:** Classify and make use of python programming elements to solve and debug simple logical problems.(K4,S3)
- CO2:** Experiment with the various control statements in Python.(K3,S2)
- CO3:** Develop Python programs using functions and strings.(K3,S2)
- CO4:** Analyze a problem and use appropriate data structures to solve it.(K4,S3)
- CO5:** Develop python programs to implement various file operations and exception handling.(K3,S2)

**Pre-requisite :Nil**

CO/PO MAPPING (S/M/W indicates strength of correlation) S-Strong, M-Medium, W-Weak													CO/PSO MAPPING		
COs	PROGRAMME OUTCOMES (POs)												PSOs		
	PO1	PO2	PO3	PO4	PO5	PO6	PO7	PO8	PO9	PO10	PO11	PO12	PSO1	PSO2	PSO3
CO1		S			M					M		M			
CO2			M							M		M			
CO3			M							M		M		M	
CO4	S	S	M		M					M		M	M	M	
CO5			M							M		M			

**COURSE ASSESSMENT METHODS**

DIRECT
1. Continuous Assessment Test I, II (Theory component) 2. Open Book Test, Assignment 3. Viva, Experimental Report for each Experiment (lab Component) 4. Model Examination (lab component) 5. End Semester Examination (Theory and lab components)
INDIRECT
1. Course-end survey



**Signature of BOS Chairman-CSE**

## **THEORY COMPONENT CONTENTS**

### **BASICS OF PYTHON PROGRAMMING**

**6 Hours**

Introduction-Python Interpreter-Interactive and script mode -Values and types, operators, expressions, statements, precedence of operators, Multiple assignments, comments.

### **CONTROL STATEMENTS AND FUNCTIONS IN PYTHON**

**6 Hours**

Conditional (if), alternative (if-else), chained conditional (if-elif-else)-Iteration-while, for, break, continue, pass – Functions - Introduction, inbuilt functions, user defined functions, passing parameters, return values, recursion, Lambda functions.

### **DATA STRUCTURES: STRINGS,LISTS and SETS**

**7 Hours**

Strings-String slices, immutability, string methods and operations -Lists-creating lists, list operations, list methods, mutability, aliasing, cloning lists, list and strings, list and functions-list processing-list comprehension, searching and sorting, Sets-creating sets, set operations.

### **DATA STRUCTURES: TUPLES, DICTIONARIES**

**5 Hours**

Tuples-Tuple assignment, Operations on Tuples, lists and tuples, Tuple as return value- Dictionaries-operations and methods, Nested Dictionaries.

### **FILES, MODULES, PACKAGES**

**6 Hours**

Files and Exception-Text files, reading and writing files, format Operator-Modules-Python Modules-Creating own Python Modules-packages, Introduction to exception handling.

<b>Theory: 30</b>	<b>Tutorial: 0</b>	<b>Practical: 0</b>	<b>Project: 0</b>	<b>Total: 30 Hours</b>
-------------------	--------------------	---------------------	-------------------	------------------------

### **REFERENCES**

1. Ashok NamdevKamthane,Amit Ashok Kamthane, “Programming and Problem Solving with Python” , Mc-Graw Hill Education,2018.
2. Allen B. Downey, “Think Python: How to Think Like a Computer Scientist”, Second edition, Updated for Python 3, Shroff / O’Reilly Publishers, 2016.
3. Robert Sedgewick, Kevin Wayne, Robert Dondero, “Introduction to Programming in Python: An Inter-disciplinary Approach”, Pearson India Education Services Pvt. Ltd., 2016.
4. Timothy A. Budd,” Exploring Python”, Mc-Graw Hill Education (India) Private Ltd., 2015.
5. Kenneth A. Lambert, “Fundamentals of Python: First Programs”, CENGAGE Learning, 2012.
6. Charles Dierbach, “Introduction to Computer Science using Python: A Computational Problem Solving Focus”, Wiley India Edition, 2013.

### **E BOOKS AND ONLINE LEARNING MATERIALS**

1. [www.mhhe.com/kamthane/python](http://www.mhhe.com/kamthane/python)
2. Allen B. Downey, Think Python: How to Think Like a Computer Scientist, Second edition, Updated for Python 3, Shroff / O’Reilly Publishers, 2016  
(<http://greenteapress.com/wp/think-python/>)



**Signature of BOS Chairman-CSE**

## **LAB COMPONENT CONTENTS**

**30 Hours**

### **LIST OF EXPERIMENTS**

1. Implement simple python programs using interactive and script mode.
2. Develop python programs using id() and type() functions
3. Implement range() function in python
4. Implement various control statements in python.
5. Develop python programs to perform various string operations like concatenation, slicing, Indexing.
6. Demonstrate string functions using python.
7. Implement user defined functions using python.
8. Develop python programs to perform operations on list
9. Implement dictionary and set in python
10. Develop programs to work with Tuples.
11. Create programs to solve problems using various data structures in python.
12. Implement python program to perform file operations.
13. Implement python programs using modules and packages.

<b>Theory: 0</b>	<b>Tutorial: 0</b>	<b>Practical: 30</b>	<b>Project: 0</b>	<b>Total: 30 Hours</b>
------------------	--------------------	----------------------	-------------------	------------------------

### **ONLINE COURSES AND VIDEO LECTURES:**

<http://nptel.ac.in>

<https://www.edx.org/course/introduction-to-python-fundamentals-1>

<https://www.edx.org/course/computing-in-python-ii-control-structures-0>

[https://www.edx.org/course?search\\_query=Computing+in+Python+III%3A+Data+Structures](https://www.edx.org/course?search_query=Computing+in+Python+III%3A+Data+Structures)



**Signature of BOS Chairman-CSE**



L	T	P	J	C
0	0	4	2	3

**COURSE OBJECTIVES**

- To help the students look into the functioning of simple to complex devices and systems
- To enable the students to design and build simple systems on their own
- To help experiment with innovative ideas in design and team work
- To create an engaging and challenging environment in the engineering lab

**COURSE OUTCOMES**

**AFTER SUCCESSFUL COMPLETION OF THIS COURSE, THE STUDENTS SHOULD BE ABLE TO:**

**CO1:** Identify a practical problems and find a solution

**CO2:** Understand the project management techniques

**CO3:** Demonstrate their technical report writing and presentation skills

**Pre-requisite:** U18INI1600/Engineering Clinic-I

CO/PO MAPPING (S/M/W indicates strength of correlation) S-Strong, M-Medium, W-Weak													CO/PSO Mapping		
COs	PROGRAMME OUTCOMES (POs)												PSOs		
	PO1	PO2	PO3	PO4	PO5	PO6	PO7	PO8	PO9	PO10	PO11	PO12	PSO1	PSO2	PSO3
CO1	S	S	S	S	S	M	W		S			S	S		
CO2											S		S		
CO3										S					

**COURSE ASSESSMENT METHODS:**

DIRECT
1. Project reviews 50% 2. Workbook report 10% 3. Demonstration & Viva – voce 40%
INDIRECT
1. Course-end survey

**CONTENT:**

The course will offer the students with an opportunity to gain a basic understanding of computer controlled electronic devices and apply the concepts to design and build simple to complex devices. As a practical project based embedded course, the students will be taught the concepts using a variety of reference material available in the public domain. While the course will start with formal instruction on hardware, programming and applications, the major portion of the course will provide the students with ample opportunity to be innovative in designing and building a range of products from toys to robots and flying machines.

In the second semester, students will focus primarily on Raspberry pi based controllers with Python programming Arduino.



**Signature of BOS Chairman-CSE**

**GUIDELINES:**

1. Practical based learning carrying credits.
2. Multi-disciplinary/ Multi-focus group of 5-6 students.
3. Groups can select to work on a specific tasks, or projects related to real world problems.
4. Each group has a faculty coordinator/Instructor who will guide/evaluate the overall group as well as individual students.
5. The students have to display their model in the 'Engineering Clinics Expo' at the end of semester.
6. The progress of the course is evaluated based on reviews and final demonstration of prototype.

<b>Theory: 0</b>	<b>Tutorial: 0</b>	<b>Practical: 60</b>	<b>Project: 30</b>	<b>Total: 90 Hours</b>
------------------	--------------------	----------------------	--------------------	------------------------



**Signature of BOS Chairman-CSE**

**U18INI3600****ENGINEERING CLINIC – III**

L	T	P	J	C
0	0	4	2	3

**COURSE OBJECTIVES**

- To help the students look into the functioning of simple to complex devices and systems
- To enable the students to design and build simple systems on their own
- To help experiment with innovative ideas in design and team work
- To create an engaging and challenging environment in the engineering lab

**COURSE OUTCOMES**

**AFTER SUCCESSFUL COMPLETION OF THIS COURSE, THE STUDENTS SHOULD BE ABLE TO:**

**CO1:** Identify a practical problems and find a solution

**CO2:** Understand the project management techniques

**CO3:** Demonstrate their technical report writing and presentation skills

**Pre-requisite:** U18INI2600/Engineering Clinic-II

CO/PO MAPPING (S/M/W indicates strength of correlation) S-Strong, M-Medium, W-Weak													CO/PSO Mapping		
COs	PROGRAMME OUTCOMES (POs)												PSOs		
	PO1	PO2	PO3	PO4	PO5	PO6	PO7	PO8	PO9	PO10	PO11	PO12	PSO1	PSO2	PSO3
CO1	S	S	S	S	S	M	W		S			S	S		
CO2											S		S		
CO3										S					

**COURSE ASSESSMENT METHODS:**

DIRECT
1. Project reviews 50% 2. Workbook report 10% 3. Demonstration & Viva – voce 40%
INDIRECT
1. Course-end survey

**CONTENT:**

The course will offer the students with an opportunity to gain a basic understanding of computer controlled electronic devices and apply the concepts to design and build simple to complex devices. As a practical project based embedded course, the students will be taught the concepts using a variety of reference material available in the public domain. While the course will start with formal instruction on hardware, programming and applications, the major portion of the course will provide the students with ample opportunity to be innovative in designing and building a range of products from toys to robots and flying machines.

In the third semester, students will focus primarily on Design project combining concepts learnt in Engineering clinics I and II.



**Signature of BOS Chairman-CSE**

**GUIDELINES:**

1. Practical based learning carrying credits.
2. Multi-disciplinary/ Multi-focus group of 5-6 students.
3. Groups can select to work on a specific tasks, or projects related to real world problems.
4. Each group has a faculty coordinator/Instructor who will guide/evaluate the overall group as well as individual students.
5. The students have to display their model in the ‘Engineering Clinics Expo’ at the end of semester.
6. The progress of the course is evaluated based on reviews and final demonstration of prototype.

<b>Theory: 0</b>	<b>Tutorial: 0</b>	<b>Practical: 60</b>	<b>Project: 30</b>	<b>Total: 90 Hours</b>
------------------	--------------------	----------------------	--------------------	------------------------



**Signature of BOS Chairman-CSE**

**U18INI4600****ENGINEERING CLINIC - IV**

L	T	P	J	C
0	0	4	2	3

**COURSE OBJECTIVES**

- To help the students look into the functioning of simple to complex devices and systems
- To enable the students to design and build simple systems on their own
- To help experiment with innovative ideas in design and team work
- To create an engaging and challenging environment in the engineering lab

**COURSE OUTCOMES**

**AFTER SUCCESSFUL COMPLETION OF THIS COURSE, THE STUDENTS SHOULD BE ABLE TO:**

**CO1:** Identify a practical problems and find a solution

**CO2:** Understand the project management techniques

**CO3:** Demonstrate their technical report writing and presentation skills

**Pre-requisite:** U18INI3600/Engineering Clinic-III

CO/PO MAPPING (S/M/W indicates strength of correlation) S-Strong, M-Medium, W-Weak													CO/PSO Mapping		
COs	PROGRAMME OUTCOMES (POs)												PSOs		
	PO1	PO2	PO3	PO4	PO5	PO6	PO7	PO8	PO9	PO10	PO11	PO12	PSO1	PSO2	PSO3
CO1	S	S	S	S	S	M	W		S			S	S		
CO2											S		S		
CO3										S					

**COURSE ASSESSMENT METHODS:**

<b>DIRECT</b>
1. Project reviews 50% 2. Workbook report 10% 3. Demonstration & Viva – voce 40%
<b>INDIRECT</b>
1. Course-end survey

**CONTENT:**

The course will offer the students with an opportunity to gain a basic understanding of computer controlled electronic devices and apply the concepts to design and build simple to complex devices. As a practical project based embedded course, the students will be taught the concepts using a variety of reference material available in the public domain. While the course will start with formal instruction on hardware, programming and applications, the major portion of the course will provide the students with ample opportunity to be innovative in designing and building a range of products from toys to robots and flying machines.

In the fourth semester, students will focus primarily on Reverse engineering project to improve performance of a product.



**Signature of BOS Chairman-CSE**

**GUIDELINES:**

1. Practical based learning carrying credits.
2. Multi-disciplinary/ Multi-focus group of 5-6 students.
3. Groups can select to work on a specific tasks, or projects related to real world problems.
4. Each group has a faculty coordinator/Instructor who will guide/evaluate the overall group as well as individual students.
5. The students have to display their model in the ‘Engineering Clinics Expo’ at the end of semester.
6. The progress of the course is evaluated based on reviews and final demonstration of prototype.

<b>Theory: 0</b>	<b>Tutorial: 0</b>	<b>Practical: 60</b>	<b>Project: 30</b>	<b>Total: 90 Hours</b>
------------------	--------------------	----------------------	--------------------	------------------------



**Signature of BOS Chairman-CSE**

## **PROFESSIONAL CORE (PC)**

A handwritten signature in black ink, appearing to be 'R. M. A.', enclosed within a rectangular box.

**Signature of BOS Chairman-CSE**

**COURSE OUTCOMES**

AFTER SUCCESSFUL COMPLETION OF THIS COURSE, THE STUDENTS SHOULD BE ABLE TO

CO1: Demonstrate how the logic gates and minimization techniques work	K3
CO2: Design a combinational circuit for performing arithmetic functions	K5
CO3: Analyze and study a few sequential circuits	K4
CO4: Develop programing code with 8086 for the basic problems	K5, S1
CO5: Perform interfacing of 8086 with peripherals	K3

**Pre-requisite :**

1. U18EEI1201/Basic Electrical and Electronics Engineering

CO/PO MAPPING (S/M/W indicates strength of correlation)S-Strong, M-Medium, W-Weak													CO/PSO		
COs	PROGRAMME OUTCOMES (POs)												PSOs		
	PO1	PO2	PO3	PO4	PO5	PO6	PO7	PO8	PO9	PO10	PO11	PO12	PSO1	PSO2	PSO3
CO1	S	M	M		M							M			
CO2	S												M		
CO3	S				M										
CO4	S	M										M			
CO5		M										M	M		

**COURSE ASSESSMENT METHODS**

<b>Direct</b>
1. Internal Tests
2. End Semester Exam
3. Assignments
<b>Indirect</b>
1. Course-end survey

**THEORY COMPONENT CONTENTS****COMBINATIONAL CIRCUITS****10 Hours**

Logic gates: NAND, NOR gate as universal building blocks -Simplification of four-variable Boolean equations using Karnaugh maps - Half adder, Full adder, Half subtractor, Full subtractor - 4-bit parallel adder and subtractor - 3-bit binary decoder – Decimal to BCD encoder – 8-to-1 multiplexer, 1-to-8 Demultiplexer



Signature of BOS Chairman-CSE



## **SEQUENTIAL LOGIC CIRCUITS**

**11 Hours**

Flip-flops: SR flip-flop, Edge-triggered flip-flops (SR,D,JK and T), 4-bit binary asynchronous and synchronous counter - Decade counter (asynchronous and synchronous) -Shift registers (SISO,SIPO,PISO,PIPO) - Ring counter

## **D/A AND A/D CONVERTERS**

**6 Hours**

Ladder type D/A converter - Dual slope A/D converter - Successive approximation A/D converter- case study of DAC0800 and ADC0809 chips

## **8086 MICROPROCESSOR ARCHITECTURE AND INSTRUCTION SET**

**12 Hours**

Pin diagram - CPU architecture - Memory segmentation - Internal operations - Addressing modes -Instruction formats - Data transfer instructions, Arithmetic instructions, Logical instructions, Branch-and-loop instructions – Interrupts: Software and Hardware interrupts

## **PERIPHERAL CHIPS**

**6 Hours**

8254 (Timer), 8257 (DMA), 8259 (PIC), 8251 (USART), 8279 (Keyboard -Display Interface)

<b>Theory: 45</b>	<b>Tutorial: 0</b>	<b>Practical: 0</b>	<b>Project: 0</b>	<b>Total: 45 Hours</b>
-------------------	--------------------	---------------------	-------------------	------------------------

## **REFERENCES**

1. M. Morris Mano, Digital Logic and Computer Design, 5<sup>th</sup> Edition., Pearson Education, 2017
2. Douglas V. Hall, Microprocessors and Interfacing, TMH
3. Thomas L. Floyd, “Digital Fundamentals”, Pearson Education, Inc, New Delhi, 2013
4. Yu-Cheng Liu, Glenn A. Gibson, Microcomputer Systems: The 8086/8088 Family, PHI
5. Barry B. Brey, Microprocessors and Peripherals, CBS Publishers & Distributors, Delhi
6. R.K. Gaur, Digital Electronics and Microcomputers Thomas L Floyd, Digital Fundamentals, Universal Books, New Delhi

## **LAB COMPONENT CONTENTS:**

**30 Hours**

### **List of Experiments**

#### **I. Digital Electronics**

1. Study of Logic Gates
2. Implementation of Logic Circuits
3. Adder and Subtractor
4. Combinational Circuit Design
  - a) Design of Decoder and Encoder
  - b) Design of Code Converter
  - c) Design of multiplexers and de multiplexers
5. Sequential Circuit Design
  - a) Implementation of Shift registers, Serial Transfer
  - b) 4-bit Binary Counter
  - c) BCD Counter

#### **II. Microprocessors**



**Signature of BOS Chairman-CSE**

6. ALP Arithmetic programming

a) Write an ALP to find out factorial of a given hexadecimal number using 8086

Data: 0AH, 0FH, 10H

b) Write an ALP to perform 16 bit arithmetic operations (ADD, SUB, MUL, DIV)

c) Write an ALP to generate the sum of first 'N' natural numbers using 8086 MP

7. Sorting and Data Movement

a) Write an ALP to order give set of hexadecimal numbers in ascending and descending order. Data: 0AH, 0FH, 0DH, 10H, 02H

b) Write an ALP to move block of data from locations 1200H-1205H to 2200H – 2205H

c) Write an ALP to reverse the given string of data: WELCOME

<b>Theory: 0</b>	<b>Tutorial: 0</b>	<b>Practical: 30</b>	<b>Project: 0</b>	<b>Total: 30 Hours</b>
------------------	--------------------	----------------------	-------------------	------------------------



**Signature of BOS Chairman-CSE**

L	T	P	J	C
3	0	2	0	4

**COURSE OUTCOMES**

AFTER SUCCESSFUL COMPLETION OF THIS COURSE, THE STUDENTS SHOULD BE ABLE TO

<b>CO1:</b>	Develop applications using stack and queue data structures [K5, S2]
<b>CO2:</b>	Develop applications to retrieve records from database using hashing techniques [ K5, S2]
<b>CO3:</b>	Compare efficiency of various searching techniques using different tree data structures. [K4, S2]
<b>CO4:</b>	Compare efficiency of various sorting techniques using different data structures. [K4, S2]

Pre-requisite :Nil

CO/PO MAPPING (S/M/W indicates strength of correlation) S-Strong, M-Medium, W-Weak													CO/PSO Mapping		
COs	PROGRAMME OUTCOMES (POs)												PSOs		
	PO1	PO2	PO3	PO4	PO5	PO6	PO7	PO8	PO9	PO10	PO11	PO12	PSO1	PSO2	PSO3
CO1	S		M							M		M			
CO2	S		M							M		M			
CO3		S		M										S	
CO4		S		M										S	

**COURSE ASSESSMENT METHODS**

DIRECT	
1.	Continuous Assessment Test I, II (Theory component)
2.	Assignment; Group Presentation, Project Demonstration etc (as applicable) (Theory component)
3.	Pre/Post - Experiment Test/Viva; Experimental Report for each Experiment (lab Component)
4.	Model Examination (lab component)
5.	End Semester Examination (Theory and lab components)
INDIRECT	
1.	Course-end survey

**THEORY COMPONENT CONTENTS****INTRODUCTION****6 Hours**

Basic Terminologies: Elementary Data Organizations, Data Structure Operations: insertion, deletion, traversal etc.; Analysis of an Algorithm, Asymptotic Notations, Time-Space trade off. **Searching:** Linear Search and Binary Search Techniques and their complexity analysis.

**STACKS AND QUEUES****9 Hours**

ADT Stack and its operations: Algorithms and their complexity analysis, Applications of Stacks: Expression Conversion and evaluation – corresponding algorithms and complexity analysis. ADT queue, Types of Queue: Simple Queue, Circular Queue, Priority Queue; Operations on each types of Queues: Algorithms and their analysis.



Signature of BOS Chairman-CSE

**LINKED LIST****9 Hours**

Singly linked lists: Representation in memory, Algorithms of several operations: Traversing, Searching, Insertion into, Deletion from linked list; Linked representation of Stack and Queue, Header nodes, Doubly linked list: operations on it and algorithmic analysis; Circular Linked Lists: all operations their algorithms and the complexity analysis

**TREES****12 Hours**

Basic Tree Terminologies, Different types of Trees: Binary Tree, Threaded Binary Tree, Binary Search Tree, AVL Tree; Tree operations on each of the trees and their algorithms with Complexity analysis. Applications of Binary Trees. B Tree, B+ Tree: definitions, algorithms and analysis.

**SORTING AND HASHING****9 Hours**

Objective and properties of different sorting algorithms: Selection Sort, Bubble Sort, Insertion Sort, Quick Sort, Merge Sort, Heap Sort; Performance and Comparison among all the methods, Hashing

<b>Theory: 45</b>	<b>Tutorial: 0</b>	<b>Practical: 0</b>	<b>Project: 0</b>	<b>Total: 45 Hours</b>
-------------------	--------------------	---------------------	-------------------	------------------------

**REFERENCES**

1. "Fundamentals of Data Structures", Illustrated Edition by Ellis Horowitz, Sartaj Sahni, Computer Science Press.
2. M.A.Weiss, "Data Structures and Algorithm Analysis in C++", Fourth Edition, Pearson Education Asia, 2013.
3. "How to Solve it by Computer", 2nd Impression by R. G. Dromey, Pearson Education.

**E BOOKS AND ONLINE LEARNING MATERIALS**

1. <http://users.cis.fiu.edu/~weiss/>
2. <http://nptel.ac.in/courses/10610206>

**LAB COMPONENT CONTENTS****30 Hours****LIST OF EXPERIMENTS**

1. Implement the concepts of Stack, Simple Queue, Circular Queue and Priority Queue ADT using Arrays. [S2]
2. Implement Singly, Doubly and Circular Linked list. [S2]
3. Implement Stack and Queue ADT using Linked list. [S2]
4. Create program to perform tree traversals and other operations in a Binary Search Tree. [S1]
5. Create program to perform tree traversals and other operations in a Binary Search Tree. [S1]
6. Develop applications for Hashing. [S1]
7. Implement Sorting & Searching algorithms based on a given scenario. [S2]

<b>Theory: 0</b>	<b>Tutorial: 0</b>	<b>Practical: 30</b>	<b>Project: 0</b>	<b>Total: 30 Hours</b>
------------------	--------------------	----------------------	-------------------	------------------------

**Signature of BOS Chairman-CSE**

## U18CSI3202 OBJECT ORIENTED PROGRAMMING

L	T	P	J	C
3	0	2	0	4

### COURSE OUTCOMES

AFTER SUCCESSFUL COMPLETION OF THIS COURSE, THE STUDENTS SHOULD BE ABLE TO:

**CO1:** Analyze a problem and identify classes, objects and the relationships among them.(K4,S3)

**CO2:** Develop applications using various types of Inheritance and Interfaces(K3,S2)

**CO3:** Develop applications or programs using exception handling and multithreading. (K3,S2)

**CO4:** Analyze an application and make use of object oriented concepts for its implementation. (K4,S3)

**CO5:** Develop programs using collections, files and streams in java.(K3,S2)

**Pre-requisite:**Nil

CO/PO MAPPING (S/M/W indicates strength of correlation) S-Strong, M-Medium, W-Weak													CO/PSO MAPPING		
COs	PROGRAMME OUTCOMES (POs)												PSOs		
	PO1	PO2	PO3	PO4	PO5	PO6	PO7	PO8	PO9	PO10	PO11	PO12	PSO1	PSO2	PSO3
CO1	S	S	M							M		M	M	M	
CO2			W							M		M			
CO3		M								M		M			
CO4	S	S			M					M		M	M	M	
CO5			W							M		M			

### **COURSE ASSESSMENT METHODS**

DIRECT
1. Continuous Assessment Test I, II (Theory component) 2. Open Book Test, Assignment 3. Viva, Experimental Report for each Experiment (lab Component) 4. Model Examination (lab component) 5. End Semester Examination (Theory and lab components)
INDIRECT
1. Course-end survey

### THEORY COMPONENT CONTENTS

#### **INTRODUCTION TO OBJECT ORIENTED PROGRAMMING AND JAVA7 Hours**

Introduction to OOP– Java Fundamentals -Data Types, Variables, and Arrays - Operators-Control Statements – Classes – Methods –Constructors- Garbage Collection.

#### **INHERITANCE AND EXCEPTION HANDLING**

**10 Hours**

Inheritance –Packages and Interfaces - Exception Handling Fundamentals – Java’s Built-in Exceptions- Creating new Exception subclasses.



Signature of BOS Chairman-CSE

**POLYMORPHISM AND MULTITHREADING IN JAVA****10 Hours**

Polymorphism- Abstract classes and methods-Overloading-Overriding-final methods and classes – Multithreaded programming –The Thread class and the Runnable Interface-Creating multiple threads-Synchronization-Autoboxing and Annotations (Metadata).

**STRING HANDLING AND COLLECTION FRAMEWORK****11 Hours**

String Constructors-String Operations-Generic classes and methods-The Collection Framework-Collections-List-ArrayList, LinkedList, Set-HashSet, Linked HashSet, Queue-PriorityQueue, Map-HashMap, SortedMap, TreeMap.

**FILES AND STREAMS IN JAVA****7 Hours**

Files and streams –Byte Stream-I/O Stream, File I/O Stream, ByteArray I/O Stream-Character Stream-File Reader and Writer, CharArrayReader and Writer-Serialization.

<b>Theory: 45</b>	<b>Tutorial: 0</b>	<b>Practical: 0</b>	<b>Project: 0</b>	<b>Total: 45 Hours</b>
-------------------	--------------------	---------------------	-------------------	------------------------

**REFERENCES**

1. Herbert Schildt, “Java the Complete Reference”, Ninth edition Tata Mc Graw Hills, 2014.
2. Paul Deitel and Harvey Deitel, —”Java How to Program (Early Objects)”, Tenth Edition, Pearson Prentice Hall 2014.
3. Timothy Budd, —”An Introduction to Object-Oriented Programming”, Third Edition, Pearson Education, 2008.
4. E.Balaguruswamy, “Programming with Java”, Second Edition, TMH, 2009

**E BOOKS AND ONLINE LEARNING MATERIALS**

1. Herbert Schildt, “Java the Complete Reference”, Eighth edition Tata Mc Graw Hills, 2011.

**LAB COMPONENT CONTENTS****30 Hours****LIST OF EXPERIMENTS**

1. Develop simple programs in java using classes and methods.
2. Implement user defined Exception Handling.
3. Implement method overloading and method overriding in java
4. Develop java programs using inheritance and interfaces
5. Create Threads in java using Thread Class and Runnable Interface
6. Create an application using multiple threads
7. Develop programs using inbuilt methods of String class.
8. Implement collections like List, Set, Queue, Map in java.
9. Implement Input streams and Output streams in java.
10. Develop java programs to access and perform various operations in file contents.
11. Implement the given use case/project using various Object oriented concepts in java

<b>Theory: 0</b>	<b>Tutorial: 0</b>	<b>Practical: 30</b>	<b>Project: 0</b>	<b>Total: 30 Hours</b>
------------------	--------------------	----------------------	-------------------	------------------------

**ONLINE COURSES AND VIDEO LECTURES:**

<https://www.javatpoint.com/java-tutorial>



**Signature of BOS Chairman-CSE**

L	T	P	J	C
3	0	0	0	3

## COURSE OUTCOMES

AFTER SUCCESSFUL COMPLETION OF THIS COURSE, THE STUDENTS SHOULD BE ABLE TO

- CO1** Identify the different addressing modes used in a processor (K3)  
**CO2** Apply the knowledge of arithmetic operations in the design of a fast adder (K3)  
**CO3** Classify the control units present in a processor. (K3)  
**CO4** Analyse the various performance enhancement techniques of Cache memories. (K4)  
**CO5** Point out how the pipeline processor improves performance of a computer. (K4)

**Pre-requisite:** Nil

CO/PO MAPPING (S/M/W indicates strength of correlation) S-Strong, M-Medium, W-Weak													CO/PSO MAPPING		
COs	PROGRAMME OUTCOMES (POs)												PSOs		
	PO1	PO2	PO3	PO4	PO5	PO6	PO7	PO8	PO9	PO10	PO11	PO12	PSO1	PSO2	PSO3
CO1	S	M										M			
CO2	S		M									M	M		
CO3	S									M					
CO4	S	S								M					
CO5		S	M							M			M		

## **COURSE ASSESSMENT METHODS**

<b>DIRECT</b>
1. Continuous Assessment Test I, II 2. Assignment, Group Presentation 3. End Semester Examination
<b>INDIRECT</b>
1. Course-end survey

## **THEORY COMPONENT CONTENTS**

### **BASIC STRUCTURE OF COMPUTERS**

**7 Hours**

Functional Units - Basic Operational Concepts - Bus Structures - Performance - Memory Locations and Addresses - Memory Operations - Instruction and Instruction Sequencing - Addressing Modes - Basic I/O Operations.



**Signature of BOS Chairman-CSE**

**ARITHMETIC UNIT****11Hours**

Addition and Subtraction of Signed Numbers - Design of Fast Adders - Multiplication of Positive Numbers - Signed Operand Multiplication - Fast Multiplication - Integer Division - Floating Point Numbers and Operations.

**BASIC PROCESSING UNIT****9 Hours**

Fundamental Concepts - Execution of a Complete Instruction - Multiple Bus Organization - Hardwired Control – Microprogrammed Control – Microinstructions- Microprogram Sequencing- Wide Branch Addressing

**MEMORY SYSTEM****8 Hours**

Basic Concepts - Speed, Size and Cost - Cache Memories - Performance Considerations - Virtual Memories- memory management requirements

**PIPELINING AND I/O ORGANIZATION****10 Hours**

Basic Concepts - Data Hazards - Instruction Hazards – Influence on instruction sets - Data path and control considerations - Superscalar operation – Accessing I/O devices- Interrupts – Enabling and disabling interrupts- Handling multiple devices - Direct Memory Access.  
Case study - ARM interrupt structure

<b>Theory: 45</b>	<b>Tutorial: 0</b>	<b>Practical: 0</b>	<b>Project: 0</b>	<b>Total: 45 Hours</b>
-------------------	--------------------	---------------------	-------------------	------------------------

**REFERENCES**

1. Carl Hamacher, Zvonko Vranesic and Safwat Zaky, “Computer Organization”, 5<sup>th</sup> Edition, McGraw-Hill, 2014.
2. William Stallings, “Computer Organization and Architecture - Designing for Performance”, 9<sup>th</sup> Edition, Prentice Hall, 2012.
3. David A.Patterson and John L.Hennessy, “Computer Organization and Design: The hardware / software interface”, 5<sup>th</sup> Edition, Morgan Kaufmann, 2014.
4. John P.Hayes, “Computer Architecture and Organization”, 3<sup>rd</sup> Edition, McGraw Hill, 2002.
5. [https://onlinecourses.nptel.ac.in/noc18\\_cs29](https://onlinecourses.nptel.ac.in/noc18_cs29)

**Signature of BOS Chairman-CSE**



## U18CSI3204 DATABASE MANAGEMENT SYSTEMS

L	T	P	J	C
3	0	2	0	4

### COURSE OUTCOMES

AFTER SUCCESSFUL COMPLETION OF THIS COURSE, THE STUDENTS SHOULD BE ABLE TO

- CO1:** Construct ER Model for a given database application. [K3, S3]  
**CO2:** Design relational schema using database design principles. [K3, S2]  
**CO3:** Identify the Key Constraints for relations and devise queries using SQL. [K4, S3]  
**CO4:** Apply indexing techniques to access and generate user reports for a database. [K3, S2]  
**CO5:** Building Web Applications using PHP & MySQL. [K5, S3]  
**CO6:** Illustrate the concepts for transaction processing and concurrency control for RDBMS. [K3, S2]

**Pre-requisite:** Nil

CO/PO MAPPING (S/M/W indicates strength of correlation) S-Strong, M-Medium, W-Weak													CO/PSO MAPPING		
Cos	PROGRAMME OUTCOMES (POs)												PSOs		
	PO1	PO2	PO3	PO4	PO5	PO6	PO7	PO8	PO9	PO10	PO11	PO12	PSO1	PSO2	PSO3
CO1	S	M								M				M	
CO2		M	W										M		
CO3		S	M		S									M	
CO4				S										M	
CO5			M		S				M		M		S		
CO6	S						S								

### COURSE ASSESSMENT METHODS

DIRECT
1. Continuous Assessment Test I, II 2. Open book test; Cooperative learning report, Assignment; Journal paper review, Group Presentation, Project report, Poster preparation, Prototype or Product Demonstration etc 3. End Semester Examination
INDIRECT
1. Course-end survey

### THEORY COMPONENT CONTENTS

#### INTRODUCTION TO DATABASE AND RELATIONAL MODEL

10 Hours

Introduction: Database applications, Purpose of database systems, Views of data, Database Development Life cycle, Architecture of DBMS. Overview of query processing.

Relational Databases: Relational model, Database schema, Keys, Formal Relational Query Languages



Signature of BOS Chairman-CSE

## **DATABASE DESIGN**

**13 Hours**

Logical Database Design: Different approaches in Logical design, ER Modeling, ER notations, Steps in ER modeling. Physical database design: Converting ER Model to Relational Database Design, Normalization - Functional Dependency, 1NF, 2NF, 3NF (optional: multi-valued dependency and 4th Normal form).

## **STORAGE AND INDEXING**

**10 Hours**

Storage and File structure: File Organization, RAID. Indexing: Concepts, Clustered and Non-Clustered Indices, B-tree and B+-tree. Basics of Hashing (Static, Dynamic).

## **TRANSACTION MANAGEMENT**

**12 Hours**

Transactions: Concept and purpose, ACID properties and their necessity. Transaction Schedules: Conflicts and Aborts, Serializability, Recoverability. Concurrency Control: lock-based protocols, 2-phase locking, Timestamp based protocols. Deadlock handling.

Overview emerging database technologies and applications (Spatial databases, temporal, multimedia databases). Case study: Open source Relational DBMS

<b>Theory: 45</b>	<b>Tutorial: 0</b>	<b>Practical: 0</b>	<b>Project: 0</b>	<b>Total: 45 Hours</b>
-------------------	--------------------	---------------------	-------------------	------------------------

## **REFERENCES**

1. Abraham Silberschatz, Henry Korth, and S. Sudarshan, "Database System Concepts", Sixth Edition, McGraw-Hill, 2011.
2. R. Elmasri and S. Navathe, "Fundamentals of Database Systems", Sixth Edition, Pearson Education, 2011.
3. Raghu Ramakrishnan, Johannes Gehrke, Database Management Systems, 3rd Edition, McGraw Hill, 2003.
4. Thomas M. Connolly and Carolyn E. Begg, "Database Systems - A Practical Approach to Design, Implementation and Management", Fifth edition, Pearson Education, 2010.
5. C.J.Date, A.Kannan and S.Swamynathan, "An Introduction to Database Systems", Eighth Edition, Pearson Education, 2006.

## **OTHER REFERENCES:**

1. Infosys Foundation Program: Module 2
2. [https://onlinecourses.nptel.ac.in/noc17\\_cs33/course](https://onlinecourses.nptel.ac.in/noc17_cs33/course)
3. <http://www.db-book.com>
4. [http://nptel.ac.in/courses/IIT-MADRAS/Intro\\_to\\_Database\\_Systems\\_Design](http://nptel.ac.in/courses/IIT-MADRAS/Intro_to_Database_Systems_Design)
5. <http://www.iitg.ernet.in/awekar/teaching/cs344fall11/>
6. [www.w3schools.com/sql/](http://www.w3schools.com/sql/)



**Signature of BOS Chairman-CSE**

## **LAB COMPONENT CONTENTS**

### **DATABASE APPLICATION DEVELOPMENT**

SQL: Database languages, Basic SQL query structure, specifying integrity constraints in SQL, SQL Built in functions, Set operations, Nested subqueries, Aggregation, Join expressions, Data base objects, Views. Functions, Procedures and Triggers.

Accessing Databases through programming language, Building Web Applications using PHP &MySQL.

### **LIST OF EXPERIMENTS: (Open Source RDBMS-MySQL/Maria DB/POSTGRES)**

1. Creation of a database and writing SQL queries to retrieve information from the database.
2. Creating relational database to set various constraints
3. Performing Insertion, Deletion, Modifying, Altering, Updating and Viewing records based on conditions.
4. Creation of Views and Indexes.
5. Working on TCL,DCL commands
6. Creating relationship between the databases.
7. Building Web Applications using PHP & MySQL
8. Mini Project

<b>Theory: 0</b>	<b>Tutorial: 0</b>	<b>Practical: 30</b>	<b>Project: 0</b>	<b>Total: 30 Hours</b>
------------------	--------------------	----------------------	-------------------	------------------------



**Signature of BOS Chairman-CSE**

**U18CST4001 DESIGN AND ANALYSIS OF ALGORITHMS**

L	T	P	J	C
3	0	0	0	3

**COURSE OUTCOMES**

**AFTER SUCCESSFUL COMPLETION OF THIS COURSE, THE STUDENTS SHOULD BE ABLE TO**

- CO1:** Compare various graph traversal techniques(K4,S2)  
**CO2:** Apply algorithm analysis techniques for a given algorithms(K3)  
**CO3:** Examine algorithm design techniques for a given application(K4,S3)  
**CO4:** Analyse different algorithms for solving a given problem (K4,S2)  
**CO5:** Develop application using chosen algorithm technique (K5,S2)

**Pre-requisites :** U18CSI3201/Data Structures

CO/PO MAPPING (S/M/W indicates strength of correlation) S-Strong, M-Medium, W-Weak													CO/PSO MAPPING		
Cos	PROGRAMME OUTCOMES (POs)												PSOs		
	PO1	PO2	PO3	PO4	PO5	PO6	PO7	PO8	PO9	PO10	PO11	PO12	PSO1	PSO2	PSO3
CO1	S	M													
CO2	S	w													
CO3	S	S	M	M						M		M			
CO4		S		M						M			M		
CO5	S	S	M							M		M	M		

**COURSE ASSESSMENT METHODS**

DIRECT	
1.	Continuous Assessment Test I, II
2.	Assignment, Group Presentation
3.	End Semester Examination
INDIRECT	
1.	Course-end survey

**THEORY COMPONENT CONTENTS****GRAPH AND TREE ALGORITHMS****9 Hours**

Introduction to graph – types of graphs - Graph representations - Traversal algorithms- Depth First Search (DFS) and Breadth First Search (BFS) - Shortest path algorithms, Transitive closure, Minimum Spanning Tree, Topological sorting.

**ALGORITHM ANALYSIS TECHNIQUES****8 Hours**

Fundamentals of algorithmic problem solving – Important problem types – Analysis framework - Analysis of recursive algorithms through recurrence relations: Substitution method, Recursion tree method and Masters' theorem – Algorithm visualization.



**Signature of BOS Chairman-CSE**

**BRUTE FORCE AND DIVIDE AND CONQUER TECHNIQUES****9 Hours****Brute-Force:** Sequential Search- Brute-Force string matching.**Divide and Conquer Method:** Multiplication of large integers-Strassen's Matrix Multiplication.**GREEDY AND DYNAMIC PROGRAMMING TECHNIQUES****9 Hours****Greedy Technique:** Job sequencing with deadlines - Knapsack problem,**Dynamic Programming:** Traveling Salesman Problem - Optimal Binary Search Tree**BACKTRACKING AND BRANCH AND BOUND TECHNIQUES****10 Hours****Backtracking:** N-Queen's Problem -Graph colouring.**Branch and Bound:** Assignment Problem - Traveling Salesman Problem.

Computability classes – P, NP, NP-complete and NP-hard.

**Theory: 45****Tutorial: 0****Practical: 0****Project: 0****Total: 45 Hours****REFERENCES**

1. Anany Levitin, "Introduction to the Design and Analysis of Algorithms", Third Edition, Pearson Education Asia, 2012.
2. Ellis Horowitz, Sartaj Sahni and Sanguthevar Rajasekaran, Fundamentals of Computer Algorithms, Second Edition, Universities Press, Hyderabad, 2008.
3. Thomas H Cormen, Charles E Leiserson, Ronald L Rivest and Clifford Stein, Introduction to Algorithms, Second Edition, Prentice Hall of India, New Delhi, 2007
4. Sara Baase and Allen Van Gelder, "Computer Algorithms - Introduction to Design and Analysis", Pearson Education Asia, 2003.
5. A.V.Aho, J.E. Hopcroft and J.D.Ullman, "The Design and Analysis of Computer Algorithms", Pearson Education Asia, 2003.

**Signature of BOS Chairman-CSE**

**COURSE OUTCOMES**

**AFTER SUCCESSFUL COMPLETION OF THIS COURSE, THE STUDENTS SHOULD BE ABLE TO**

- CO1:** Apply the concepts of CPU scheduling and Process synchronization (K3,S2)  
**CO2:** Experiment creation of different virtual machines in a hypervisor (K5, S3)  
**CO3:** Simulate the principles of memory management (K3,S2)  
**CO4:** Identify appropriate file system and disk organizations for a variety of computing scenario (K3)  
**CO5:** Examine the features of various open source operating systems. (K4)

**Pre-requisite:**U18CST3003/Computer Architecture

CO/PO MAPPING (S/M/W indicates strength of correlation) S-Strong, M-Medium, W-Weak													CO/PSO		
Cos	PROGRAMME OUTCOMES (POs)												PSOs		
	PO 1	PO 2	PO 3	PO 4	PO 5	PO 6	PO 7	PO 8	PO 9	PO1 0	PO1 1	PO1 2	PSO 1	PSO 2	PSO 3
CO1	S	M	M							M		M			M
CO2	S	S			S				M	M		M			M
CO3	S	M								M					
CO4	S	M								M					
CO5	S	S			M				M	M		M	M		

**COURSE ASSESSMENT METHODS**

<b>DIRECT</b>
<ol style="list-style-type: none"> <li>Continuous Assessment Test I, II (Theory component)</li> <li>Open Book Test; Cooperative Learning Report, Assignment; Journal Paper Review, Group Presentation, Project Report, Poster Preparation, Prototype or Product Demonstration etc (as applicable) (Theory component)</li> <li>Pre/Post - Experiment Test/Viva; Experimental Report for each Experiment (lab Component)</li> <li>Model Examination (lab component)</li> <li>End Semester Examination (Theory and lab components)</li> </ol>
<b>INDIRECT</b>
<ol style="list-style-type: none"> <li>Course-end survey</li> </ol>

**THEORY COMPONENT CONTENTS****INTRODUCTION AND PROCESS CONCEPT****9 Hours**

Operating System Structure – Operating System Operations – Process Management – Memory Management – Storage Management – Protection and Security – System Structures: Operating System Services – User and Operating System Interface – System Calls – Types of System Calls – System Programs. Process Scheduling – Operations on Processes – Inter-process Communication.

Case Study: Kernel data structures for various open source operating systems.



**Signature of BOS Chairman-CSE**

## **MULTITHREADED PROGRAMMING AND PROCESS SCHEDULING 9 Hours**

Overview of threads – Multicore programming-Multithreading Models – Threading Issues  
Basic Concepts of process scheduling – Scheduling Criteria – Scheduling Algorithms – Multiple-Processor Scheduling – Synchronization – The Critical-Section Problem – Peterson’s Solution  
Synchronization Hardware – Semaphores – Classic problems of Synchronization – Monitors.  
Case Study: Linux Scheduling.

## **DEADLOCK AND MEMORY MANAGEMENT STRATEGIES 9 Hours**

System Model – Deadlock Characterization – Methods for Handling Deadlock – Deadlock Prevention – Deadlock Avoidance – Deadlock Detection – Recovery from Deadlock.  
Swapping – Contiguous Memory Allocation – Paging – Structure of the Page Table- Segmentation.

## **VIRTUAL MEMORY MANAGEMENT AND FILE SYSTEM 9 Hours**

Demand Paging – Copy on Write – Page Replacement – Allocation of Frames – Thrashing  
File Concept – Access Methods – Directory Structure – File Sharing – Protection.

## **IMPLEMENTING FILE SYSTEMS AND SECONDARY STORAGE STRUCTURE**

**9 Hours**

File System Structure – File System Implementation – Directory Implementation – Allocation Methods – Free-space Management.  
Disk Structure – Disk Scheduling – Disk Management – Swap-Space Management.  
Case Study: Linux File system

<b>Theory: 45</b>	<b>Tutorial: 0</b>	<b>Practical: 0</b>	<b>Project: 0</b>	<b>Total: 45 Hours</b>
-------------------	--------------------	---------------------	-------------------	------------------------

## **REFERENCES**

1. Abraham Silberschatz, Peter Baer Galvin and Greg Gagne, “Operating System Concepts”, John Wiley & Sons (Asia) Pvt. Ltd, Ninth Edition, 2016.
2. Andrew S. Tanenbaum, “Modern Operating Systems”, Third Edition Prentice Hall of India Pvt. Ltd, 2010.
3. Harvey M. Deitel, “Operating Systems”, Pearson Education Pvt. Ltd, Second Edition, 2002.
4. William Stallings, “Operating System”, Pearson Education, Sixth Edition, 2012.

## **ONLINE COURSES AND VIDEO LECTURES:**

1. <http://nptel.ac.in>

## **LAB COMPONENT CONTENTS**

**30 Hours**

## **LIST OF EXPERIMENTS**

1. Develop programs for process creation and communication.



**Signature of BOS Chairman-CSE**

- To write simple shell programs.  
Creation of process and child process  
Demonstration of inter-process communication  
Creation of Zombie and Orphan process  
Creation of threads
2. Demonstration of shared memory concept
  3. Simulation of the CPU scheduling algorithms
  4. Demonstration of Semaphores
  5. Implementation of Producer-Consumer problem
  6. Simulation of Bankers algorithm for deadlock avoidance
  7. Creation of virtual machine in a hypervisor

<b>Theory: 0</b>	<b>Tutorial: 0</b>	<b>Practical: 30</b>	<b>Project: 0</b>	<b>Total: 30 Hours</b>
------------------	--------------------	----------------------	-------------------	------------------------



**Signature of BOS Chairman-CSE**



L	T	P	J	C
3	0	0	0	3

**COURSE OUTCOMES**

AFTER SUCCESSFUL COMPLETION OF THIS COURSE, THE STUDENTS SHOULD BE ABLE TO

**CO1:** Design or convert an automaton for any given problem and experiment and document using JFLAP tool (K5).

**CO2:** List the various closure properties of languages in Chomsky hierarchy (K4).

**CO3:** Construct Context Free Grammars to generate strings from a context free language and convert them into normal forms (K3).

**CO4:** Identify the hierarchy of formal languages, grammars and machines.(K3)

**CO5:** Distinguish between computability and non-computability; decidability and undecidability (K4)

**Pre-requisite :**U18MAT3102/Discrete Mathematics

CO/PO MAPPING (S/M/W indicates strength of correlation) S-Strong, M-Medium, W-Weak													CO/PSO MAPPING		
Cos	PROGRAMME OUTCOMES (POs)												PSOs		
	PO1	PO2	PO3	PO4	PO5	PO6	PO7	PO8	PO9	PO10	PO11	PO12	PSO1	PSO2	PSO3
CO1	S	S	S		S							M	M		
CO2	S				M							M	M		
CO3	S		M									M	M		
CO4	S	M										M	M		
CO5	S											M	M		

**COURSE ASSESSMENT METHODS**

DIRECT
1. Continuous Assessment Test I, II 2. Assignment; Simulation using tool 3. End Semester Examination
INDIRECT
1. Course-end survey

**THEORY COMPONENT CONTENTS****AUTOMATA****9 Hours**

Introduction: Alphabets, languages, Chomsky hierarchy of languages.

Basic Machines Finite Automata(FA)-Deterministic Finite Automata(DFA)-Non-Deterministic Finite Automata (NFA) – Finite Automata with Epsilon transitions- Equivalence of DFA and NFA- NFA to DFA conversion-Applications of finite automata



**Signature of BOS Chairman-CSE**

## **REGULAR EXPRESSIONS AND LANGUAGES**

**9 Hours**

Regular Expression (RE) - Converting Regular Expression to FA- Converting FA to Regular Expression - Closure and Decision properties of Regular Expression - Equivalence and minimization of Automata.

## **CONTEXT-FREE GRAMMAR AND LANGUAGES**

**11 Hours**

Context-Free Grammar (CFG) - Parse Trees - Ambiguity in grammars and languages - Definition of the Pushdown automata - Languages of a Pushdown Automata - Equivalence of Pushdown automata and CFG, Deterministic Pushdown Automata-Normal forms for CFG – Chomsky Normal Form (CNF) – Greibach Normal Form (GNF)- Closure Properties of CFL.

## **TURING MACHINES**

**9 Hours**

The basic model for Turing machines (TM), Techniques for Turing machine construction, Turing recognizable (recursively enumerable) and Turing-decidable (recursive) languages, variants of Turing machines, unrestricted grammars

## **UNDECIDABILITY**

**7 Hours**

Church-Turing thesis, universal Turing machine, the universal and diagonalization languages, reduction between languages and Rice's theorem, undecidable problems about languages-PCP.

**Case Study: Realization of the automaton using JFLAP tool.**

<b>Theory: 45</b>	<b>Tutorial: 0</b>	<b>Practical: 0</b>	<b>Project: 0</b>	<b>Total: 45 Hours</b>
-------------------	--------------------	---------------------	-------------------	------------------------

## **REFERENCES**

1. J.E.Hopcroft, R.Motwani and J.D Ullman, "Introduction to Automata Theory, Languages and Computations", Third Edition, Pearson Education, 2011
2. John C.Martin, "Introduction to Languages and the Theory of Computation", Fourth Edition, Tata McGraw Hill, 2010.
3. Kavi Mahesh, "Theory of Computation, A Problem-solving Approach" Wiley India Pvt, Ltd, 2012.
4. H.R.Lewis and C.H.Papadimitriou, "Elements of The theory of Computation", Second Edition, Pearson Education/PHI, 2003.
5. Micheal Sipser, "Introduction of the Theory and Computation", Thomson Brokecole,1997



**Signature of BOS Chairman-CSE**

L	T	P	J	C
3	0	2	0	4

**COURSE OUTCOMES**

AFTER SUCCESSFUL COMPLETION OF THIS COURSE, THE STUDENTS WILL BE ABLE TO:

CO1	Design a application using UML modeling.	[K4,S2]
CO2	Test the given application with various test case using a testing tool	[K4,S2]
CO3	Create a application with all the stages of software engineering lifecycle	[K5,S3]
CO4	Apply project management and change management	K3

**Pre-requisite:** U18CSI3202 - Object Oriented Programming

CO/PO MAPPING (S/M/W indicates strength of correlation) S-Strong, M-Medium, W-Weak													CO/PSO MAPPING		
Cos	PROGRAMME OUTCOMES (POs)												PSOs		
	PO1	PO2	PO3	PO4	PO5	PO6	PO7	PO8	PO9	PO10	PO11	PO12	PSO1	PSO2	PSO3
CO1	M	S				M				M			M		
CO2	M	M	S						M	M		M	M		
CO3	M		M						M	M	M	M	M		
CO4	M										S	M			

**COURSE ASSESSMENT METHODS:**

DIRECT	
1.	Continuous Assessment Test I, II (Theory component)
2.	Open Book Test; Cooperative Learning Report, Assignment; Journal Paper Review, Group Presentation, Project Report, Poster Preparation, Prototype or Product Demonstration etc (as applicable) (Theory component)
3.	Pre/Post - Experiment Test/Viva; Experimental Report for each Experiment (lab Component)
4.	Model Examination (lab component)
5.	End Semester Examination (Theory and lab components)
INDIRECT	
1.	Course-end survey

**THEORY COMPONENT CONTENTS****INTRODUCTION TO SOFTWARE ENGINEERING AND UML****9 Hours**

The Nature of Software -Software Engineering Failures- Software Engineering - Software Process Structure - Software Lifecycle Models - Agile Development - Scrum - Prototyping- Modeling with UML -Modeling Concepts



**Signature of BOS Chairman-CSE**

## **PROJECT MANAGEMENT AND REQUIREMENTS ANALYSIS**

**9 Hours**

Project Organization Concepts - Project Communication Concepts - UML Activity Diagram- Requirements Elicitation - Usability - Requirement Analysis - UML Use Case Diagram - UML Analysis Object Class Diagram

## **DESIGN**

**9 Hours**

System Design Concepts-System Design Activities: From Objects to Subsystems- Patterns - Architectural Patterns - UML Component and Deployment Diagram - Object Design - Design Patterns - UML Class and Communication Diagram

## **MAPPING MODELS TO CODE & TESTING**

**9 Hours**

Mapping Models to Code- Overview of Mapping - Mapping Concepts- Mapping Activities - Managing Implementation-Testing- Overview of Testing- Testing Concepts-Faults, Erroneous States, Failures-Test Cases- Test Stubs and Drivers- Corrections-Testing Activities- Component Inspection – Usability Testing-Unit Testing-Integration Testing-System Testing-Managing Testing-Planning Testing-Documenting Testing-Assigning Responsibilities-Regression Testing-Automating testing

## **MANAGING CHANGE**

**9 Hours**

Rationale Management- Overview of Rationale - Rationale Concepts- Rationale Activities: from Issues To Decisions-Managing Rationale- Configuration Management Concepts- Configuration Management Activities - Managing Configuration Management

<b>Theory: 45</b>	<b>Tutorial: 0</b>	<b>Practical: 0</b>	<b>Project: 0</b>	<b>Total: 45 Hours</b>
-------------------	--------------------	---------------------	-------------------	------------------------

## **REFERENCES**

1. Bernd Bruegge & Allen H. Dutoit, “Object-Oriented Software Engineering”, Third Edition, 2014.
2. R.S. Pressman, “Software Engineering – A Practitioner’s Approach”, Eighth Edition, McGraw Hill International Edition, 2015
3. Ivar Jacobson, “Object-Oriented Software Engineering”, Pearson Education, Revised Edition 2009.
4. Stephen R.Schach, “Object-Oriented Classical Software Engineering”, Mcgraw Hill, Eighth Edition 2010.
5. S. Thangasamy, “Essentials of Software Engineering”, Wiley India, First Edition, 2012.
6. Yogesh Singh, “Object-Oriented Software Engineering”, 2012.
7. M. Blaha and J. Rumbaugh, “Object Oriented Modeling and Design with UML”, Second Edition, Prentice-Hall India, 2007.

## **LAB COMPONENT CONTENTS**

To choose a real use case-based software development project, design, develop and test the software system with following milestones.

### **Milestones**

- 1 Identify a application and model it using UML Use-Case Diagrams.( Star UML/ArgoUML/..)



**Signature of BOS Chairman-CSE**

- 2 Software Requirement Specification & UML Analysis Object Design Diagram
- 3 Module Description, Design & UML Component Diagram
- 4 Detailed Design & UML Deployment Diagram
- 5 Implementation & UML Object Design Class Diagram
- 6 Testing (Selenium tool/SonarQube/...)

<b>Theory: 0</b>	<b>Tutorial: 0</b>	<b>Practical: 30</b>	<b>Project: 0</b>	<b>Total: 30 Hours</b>
------------------	--------------------	----------------------	-------------------	------------------------



**Signature of BOS Chairman-CSE**

L	T	P	J	C
3	0	2	0	4

**COURSE OUTCOMES**

AFTER SUCCESSFUL COMPLETION OF THIS COURSE, THE STUDENTS SHOULD BE ABLE TO

- CO1:** Summarize the functionality and protocols operating in each layer of OSI reference model. [K3]  
**CO2:** Compare network topology, devices and transmission medium. [K4]  
**CO3:** Analyze error control, flow control and routing protocols. [K3][S2]  
**CO4:** Analyze IP, TCP and UDP header formats. [K4] [S2]  
**CO5:** Analyze Network traffic characteristics and congestion control mechanism. [K5][S3]

**Pre-requisite :Nil**

CO/PO MAPPING (S/M/W indicates strength of correlation) S-Strong, M-Medium, W-Weak													CO/PSO Mapping		
COs	PROGRAMME OUTCOMES (POs)												PSOs		
	PO1	PO2	PO3	PO4	PO5	PO6	PO7	PO8	PO9	PO10	PO11	PO12	PSO1	PSO2	PSO3
CO1	S									M					
CO2	S	S	M	S						M		M			
CO3	S	M	M	M	M				M	M		M			M
CO4	S	S		S	M					M		M		M	
CO5	S	S		S	S			M	M	M		M			M

**COURSE ASSESSMENT METHODS**

DIRECT
<ol style="list-style-type: none"> <li>Continuous Assessment Test I, II (Theory component)</li> <li>Open Book Test; Cooperative Learning Report, Assignment; Journal Paper Review, Group Presentation, Project Report, Poster Preparation, Prototype or Product Demonstration etc (as applicable) (Theory component)</li> <li>Pre/Post - Experiment Test/Viva; Experimental Report for each Experiment (lab Component)</li> <li>Model Examination (lab component)</li> <li>End Semester Examination (Theory and lab components)</li> </ol>
INDIRECT
<ol style="list-style-type: none"> <li>Course-end survey</li> </ol>

**THEORY COMPONENT CONTENTS****DATA COMMUNICATIONS****8 Hours**

Data Communication – The OSI Model – TCP/IP Protocol Suite – Addressing – Transmission Media – Networking devices – Network Topologies.



**Signature of BOS Chairman-CSE**

**DATA LINK LAYER****8 Hours**

Encoding - Error Detection – Reliable Transmission – MAC protocols – CSMA/CD – CSMA/CA.

**NETWORK LAYER****11 Hours**

Circuit Switching – Packet Switching – Bridges and LAN Switches: Spanning Tree algorithm – Internetworking – IPv4 - Subnetting – IPv6 – Routing Techniques: Distance vector (RIP) – Link state (OSPF) — Interdomain Routing (BGP).

**TRANSPORT LAYER****11 Hours**

UDP – TCP – Congestion Control and Resource Allocation: TCP Congestion Control – Congestion Avoidance Mechanisms – Quality of Service: Integrated Services – Differentiated Services – Network Traffic Analysis.

**APPLICATION LAYER****7 Hours**

Domain Name System – Electronic Mail (SMTP, MIME, IMAP) – File Transfer (FTP) – WWW (HTTP).

<b>Theory: 45</b>	<b>Tutorial: 0</b>	<b>Practical: 0</b>	<b>Project: 0</b>	<b>Total: 45 Hours</b>
-------------------	--------------------	---------------------	-------------------	------------------------

**REFERENCES**

1. Larry L. Peterson, Bruce S. Davie, “Computer Networks: A Systems Approach”, Fifth edition, Morgan Kaufmann Publishers Inc., 2011.
2. William Stallings, “Data and Computer Communications”, Tenth edition, Pearson Education, 2013.
3. Behrouz A Forouzan, “Data Communications and Networking”, Fifth edition, Tata McGraw–Hill, New Delhi, 2013.
4. James F. Kurose, Keith W. Ross, “Computer Networking, A Top–Down Approach Featuring the Internet”, Sixth edition, Pearson Education, 2012.

**ONLINE COURSES AND VIDEO LECTURES:**

<https://www.coursera.org/specializations/computer-communications#courses>

<https://nptel.ac.in/courses/106105080/>

<https://nptel.ac.in/courses/106105081/>

**LAB COMPONENT CONTENTS****30 Hours****LIST OF EXPERIMENTS**

1. Develop client server based TCP applications using UNIX socket programming functions.
2. Develop client server based UDP applications using UNIX socket programming functions.
3. Simulation of data link and network layer protocols.
4. Performance analysis of TCP and UDP protocol using simulation tool.
5. Performance analysis of routing protocols using simulation tool.
6. Demonstrate the working of network tools such as Ping, TCPDump, Traceroute, Netstat, IPconfig.
7. Analyze the network traffic using Wireshark tool/Packet tracer tool.

<b>Theory: 0</b>	<b>Tutorial: 0</b>	<b>Practical: 30</b>	<b>Project: 0</b>	<b>Total: 30 Hours</b>
------------------	--------------------	----------------------	-------------------	------------------------



**Signature of BOS Chairman-CSE**

L	T	P	J	C
3	0	0	0	3

**COURSE OUTCOMES**

AFTER SUCCESSFUL COMPLETION OF THIS COURSE, THE STUDENTS SHOULD BE ABLE TO

**CO1:** Apply design principles and refactoring to achieve Agility [K3]

**CO2:** Analyze automated build tools, version control and continuous integration [K4]

**CO3:** Perform testing activities within an Agile project [K4, S2]

**CO4:** Finding initial product backlog items as user stories, order your product backlog.[K4]

**CO5:** Choose the size of the backlog items and perform sprint planning [K5]

**Pre-requisite :**U18CSI4204/Software Engineering

CO/PO MAPPING (S/M/W indicates strength of correlation) S-Strong, M-Medium, W-Weak													CO/PSO Mapping		
COs	PROGRAMME OUTCOMES (POs)												PSOs		
	PO1	PO2	PO3	PO4	PO5	PO6	PO7	PO8	PO9	PO10	PO11	PO12	PSO1	PSO2	PSO3
CO1	S											M			
CO2	M				M				M			M			
CO3					M							M	M		
CO4	S				M				S	M		M	S		M
CO5	S				S				S	M		M			

**COURSE ASSESSMENT METHODS**

DIRECT
1. Continuous Assessment Test I, II 2. Assignment; Group Presentation 3. End Semester Examination
INDIRECT
1. Course-end survey

**THEORY COMPONENT CONTENTS****FUNDAMENTALS OF AGILE****9 Hours**

The Genesis of Agile, Introduction and background, Agile Manifesto and Principles, Overview of Scrum, Extreme Programming, Feature Driven development, Lean Software Development, Agile project management, Design and development practices in Agile projects, Test Driven Development, Continuous Integration, Refactoring, Pair Programming, Simple Design, User Stories, Agile Testing, Agile Tools

**AGILE SCRUM FRAMEWORK****9 Hours**

Introduction to Scrum, Project phases, Agile Estimation, Planning game, Product backlog, Sprint backlog, Iteration planning, User story definition, Characteristics and content of user stories, Acceptance tests and Verifying stories, Project velocity, Burn down chart, Sprint planning and retrospective, Daily scrum, Scrum roles – Product Owner, Scrum Master, Scrum Team, Scrum case study, Tools for Agile project management.



Signature of BOS Chairman-CSE



## **AGILE TESTING**

**9 Hours**

The Agile lifecycle and its impact on testing, Test-Driven Development (TDD), Unit framework and tools for TDD, Testing user stories - acceptance tests and scenarios, Planning and managing testing cycle, Exploratory testing, Risk based testing, Regression tests, Test Automation, Tools to support the Agile tester

## **AGILE SOFTWARE DESIGN AND DEVELOPMENT**

**9 Hours**

Agile design practices, Role of design Principles including Single Responsibility Principle, Open Closed Principle, Liskov Substitution Principle, Interface Segregation Principles, Dependency Inversion Principle in Agile Design, Need and significance of Refactoring, Refactoring Techniques, Continuous Integration, Automated build tools, Version control

## **AGILE INDUSTRY TRENDS**

**9 Hours**

Market scenario and adoption of Agile, Agile ALM, Roles in an Agile project, Agile applicability, Agile in Distributed teams, Business benefits, Challenges in Agile, Risks and Mitigation, Agile projects on Cloud, Balancing Agility with Discipline, Agile rapid development technologies

<b>Theory: 45</b>	<b>Tutorial: 0</b>	<b>Practical: 0</b>	<b>Project: 0</b>	<b>Total: 45 Hours</b>
-------------------	--------------------	---------------------	-------------------	------------------------

## **REFERENCES**

1. David J. Anderson and Eli Schragenheim, —Agile Management for Software Engineering: Applying the Theory of Constraints for Business Results, Prentice Hall, 2003.
2. Hazza and Dubinsky, —Agile Software Engineering, Series: Undergraduate Topics in Computer Science, Springer, 2009.
3. Craig Larman, —Agile and Iterative Development: A Managers Guide, Addison-Wesley, 2004.
4. Kevin C. Desouza, —Agile Information Systems: Conceptualization, Construction, and Management, Butterworth-Heinemann, 2007.

## **OTHER REFERENCES**

1. Agile Software Development with Scrum By Ken Schawber, Mike Beedle Publisher: Pearson
2. Agile Testing: A Practical Guide for Testers and Agile Teams By Lisa Crispin, Janet Gregory Publisher: Addison Wesley
3. Agile Software Development, Principles, Patterns and Practices By Robert C. Martin Publisher: Prentice Hall
4. Agile Software Development: The Cooperative Game By Alistair Cockburn Publisher: Addison Wesley
5. User Stories Applied: For Agile Software By Mike Cohn Publisher: Addison Wesley



**Signature of BOS Chairman-CSE**

L	T	P	J	C
3	0	2	0	4

**COURSE OUTCOMES**

AFTER SUCCESSFUL COMPLETION OF THIS COURSE, THE STUDENTS SHOULD BE ABLE TO

- CO1:** Outline fundamental concepts in the context of a number of different NOSQL products.[K3]  
**CO2:** Construct refined logical database model with consideration of data semantics and dependency.[K4]  
**CO3:** Build a database system and demonstrate competence with the fundamental tasks involved with its modeling, designing, and implementation.[K4, S2]  
**CO4:** Examine MongoDB tools to develop and deploy various applications.[K5,S3]

**Pre-requisite:**U18CSI3204/Data Base Management System

CO/PO MAPPING (S/M/W indicates strength of correlation) S-Strong, M-Medium, W-Weak													CO/PSO Mapping		
COs	PROGRAMME OUTCOMES (POs)												PSOs		
	PO1	PO2	PO3	PO4	PO5	PO6	PO7	PO8	PO9	PO10	PO11	PO12	PSO1	PSO2	PSO3
CO1	S									M		M		M	
CO2		M		M						M		M		M	
CO3		M		M	M					M				M	
CO4		S		S	M					M				M	

**COURSE ASSESSMENT METHODS**

DIRECT
1. Continuous Assessment Test I, II (Theory component) 2. Open Book Test; Cooperative Learning Report, Assignment; Journal Paper Review, Group Presentation, Project Report, Poster Preparation, Prototype or Product Demonstration etc (as applicable) (Theory component) 3. Pre/Post - Experiment Test/Viva; Experimental Report for each Experiment (lab Component) 4. Model Examination (lab component) 5. End Semester Examination (Theory and lab components)
INDIRECT
1. Course-end survey

**THEORY COMPONENT CONTENTS****INTRODUCTION TO NOSQL****9 Hours**

Definition of NOSQL, History of NOSQL and Different NOSQL products, Exploring MongoDB Java/Ruby/Python, Interfacing and Interacting with NOSQL

**NOSQL BASICS****9 Hours**

NOSQL Storage Architecture, CRUD operations with MongoDB, Querying



**Signature of BOS Chairman-CSE**

**NOSQL MANAGEMENT****9 Hours**

Modifying and Managing NOSQL Data stores, Indexing and ordering datasets(MongoDB/CouchDB/Cassandra)

**WORKING WITH NOSQL****9 Hours**

Surveying Database Internals, migrating from RDBMS to NOSQL, Web Frameworks and NOSQL, using MySQL as a NOSQL

**DEVELOPING WEB APPLICATION WITH NOSQL AND NOSQL ADMINISTRATION****9 Hours**

Php and MongoDB, Python and MongoDB, Creating Blog Application with PHP, NOSQL Database Administration

<b>Theory: 45 Hours</b>	<b>Tutorial: 0</b>	<b>Practical: 0</b>	<b>Project: 0</b>	<b>Total: 45 Hours</b>
-------------------------	--------------------	---------------------	-------------------	------------------------

**REFERENCES**

1. "Professional NOSQL" by Shashank Tiwari, 2011, WROX Press (Chapter 1,2,3,4,5,6,7, 8, 9,10.11.12.13.15)
2. The Definitive guide to MongoDB, The NoSQL Database for Cloud and Desktop Computing, Apress 2010 (Chapter 6,7,8,9).
3. David Hows, "The definitive guide to MongoDB", 2nd edition,Apress Publication, 2009, 8132230485.
4. Shakuntala Gupta Edward, "Practical Mongo DB ", Second edition,Apress Publications, 2016, ISBN 1484206487
5. Daniel Perkins, "Mongo DB, Third Edition, CreateSpace Independent Publishing Platform, 2016, ISBN 152396300
6. Steve Hoberman, "Data Modelling for Mongo DB", First Edition, Technics Publication, 2014, ISBN 9781935504702

**LAB COMPONENT CONTENTS****30 Hours**

1. Implement database with suitable example using MongoDB and implement all basic operations and administration commands using two tier architecture.
2. Use MongoDB to process semi structured and unstructured data collections such as Rfid, images, blogs use python/Java MongoDB interface.
3. Implement python/Java application using MongoDB to maintain the blog for composing the blog consists of text columns, images and videos also calculate the hit or users visited by drawing 2D graphs.
4. Implement using MongoDB to compose a web news-letter consisting of videos, images, text use python MongoDB interface.
5. Aggregation with suitable example using MongoDB.
6. Indexing with suitable example using MongoDB.
7. Querying with MongoDB using suitable example.
8. Aggregation and indexing with suitable example using RdfID based employees' attendance system
9. Connectivity with MongoDB using any Java application.
10. Using MongoDB create a database of employee performance, employee attendance on the workstation.

<b>Theory: 0</b>	<b>Tutorial: 0</b>	<b>Practical: 30</b>	<b>Project: 0</b>	<b>Total: 30 Hours</b>
------------------	--------------------	----------------------	-------------------	------------------------



**Signature of BOS Chairman-CSE**

**U18CSI5205      MOBILE APPLICATION DEVELOPMENT  
USING ANDROID**

L	T	P	J	C
1	0	4	0	3

**COURSE OUTCOMES**

**AFTER SUCCESSFUL COMPLETION OF THIS COURSE, THE STUDENTS SHOULD BE ABLE TO**

- CO1:** Explain mobile application development and android development environment  
**CO2:** Design app user interface  
**CO3:** Describe Mobile Databases  
**CO4:** Explain programming with different sensors.  
**CO5:** Explain different wireless network programming in android.  
**CO6:** Explain testing and distribution of mobile applications.


**Pre-requisite:**U18CSI3202/ Object Oriented Programming

CO/PO MAPPING (S/M/W indicates strength of correlation)      S-Strong, M-Medium, W-Weak													CO/PSO Mapping		
COs	PROGRAMME OUTCOMES (POs)												PSOs		
	PO1	PO2	PO3	PO4	PO5	PO6	PO7	PO8	PO9	PO10	PO11	PO12	PSO1	PSO2	PSO3
CO1	M				M				L				M		
CO2	M		M						L				M		
CO3	M				M				M	M			M		
CO4	M								M	M			M		
CO5	M								M	M			M		
CO6	M				M			M	L				M		

**COURSE ASSESSMENT METHODS**

<b>DIRECT</b>
<ol style="list-style-type: none"> <li>1. Continuous Assessment Test I, II (Theory component)</li> <li>2. Open Book Test; Cooperative Learning Report, Assignment; Journal Paper Review, Group Presentation, Project Report, Poster Preparation, Prototype or Product Demonstration etc (as applicable) (Theory component)</li> <li>3. Pre/Post - Experiment Test/Viva; Experimental Report for each Experiment (lab Component)</li> <li>4. Model Examination (lab component)</li> <li>5. End Semester Examination (Theory and lab components)</li> </ol>
<b>INDIRECT</b>
<ol style="list-style-type: none"> <li>1. Course-end survey</li> </ol>

**THEORY COMPONENT CONTENTS**

  
**Signature of BOS Chairman-CSE**

**GETTING STARTED WITH MOBILITY****9 Hours**

Mobility landscape, Mobile platforms, Mobile apps development, Overview of Android platform, setting up the mobile app development environment along with an emulator, a case study on Mobile app development. App user interface designing – mobile UI resources (Layout, UI elements, Draw-able, Menu), Activity- states and life cycle, interaction amongst activities.

**BUILDING BLOCKS OF MOBILE APPS****6 Hours**

App user interface designing – mobile UI resources (Layout, UI elements, draw-able, Menu), Activity- states and life cycle, interaction amongst activities. App functionality beyond user interface - Threads, Async task, Services – states and lifecycle, Notifications, Broadcast receivers, Telephony and SMS APIs

**MOBILE DATABASES AND SENSORS****6 Hours**

Native data handling – on-device file I/O, shared preferences, mobile databases such as SQLite, and enterprise data access (via Internet/Intranet). Location awareness, sensor programming- accelerometer and proximity sensor.

**NETWORK PROGRAMMING****4 Hours**

Managing Wi-Fi- Monitoring Wi-Fi connectivity and Active Wi-Fi connection details, Scanning Hotspots, Managing and creating Wi-Fi Configurations.

**TAKING APPS TO MARKET****5 Hours**

Android Testing Framework -JUnit- Creating a Test Case, The Test Case Base Class- Introducing Robotium. Versioning-signing and packaging mobile apps- distributing apps on mobile marketplace.

<b>Theory: 30 Hours</b>	<b>Tutorial: 0</b>	<b>Practical: 0</b>	<b>Project: 0</b>	<b>Total: 30 Hours</b>
-------------------------	--------------------	---------------------	-------------------	------------------------

**References:**

1. Anubhav Pradhan, Anil V. Deshpande, “Composing Mobile Apps: Learn. Explore. Apply. Using Android”, Wiley publication, 2014.
2. Reto Meier, "Professional Android 4 Application Development", Wiley Publication, 2012
3. Paul Blundell, Diego Torres Milano, “Learning Android Application Testing”, PACKT Publishing, 2015
4. Barry Burd, “Android Application Development All in one for Dummies”, John Wiley & Sons publication, 2011.

**LAB COMPONENT CONTENTS****30 Hours****List of Experiments:**

1. Setting up Android Platform and Android Studio
2. Activity & Intents
  - a) Creating activities
  - b) Starting another activity and message passing using intents
3. UI Design- Layouts and Input Controls
  - a) Layouts- Linear, Relative, List View and Grid View
  - b) Widgets- Text Fields, Buttons, Radio Buttons, Spinners and Pickers
4. Input Events

**Signature of BOS Chairman-CSE**

- a) Event Listeners
  - b) Event Handlers
5. User Notifications & Broadcast Receiver
- a) Creating and Managing Notification
  - b) Register Receiver and send Broadcast
6. Threads and Async Tasks
- a) Creating threads
  - b) perform background operations and publish results on the UI thread using Async
7. Location and Maps
- a) Getting the last known location and displaying a location Address
  - b) Add maps to app and customize the map
8. SQLite databases
- a) Creating a database
  - b) Put information into database
  - c) Read Information from database



**Signature of BOS Chairman-CSE**

**COURSE OUTCOMES:**

AFTER SUCCESSFUL COMPLETION OF THIS COURSE THE STUDENTS SHOULD BE ABLE TO,

- CO1:** Design a Website using HTML (K5, S3)  
**CO2:** Apply Cascading Style Sheet to design a HTML Webpage (K3, S2)  
**CO3:** Develop a HTML form and validate it using Java Script (K5, S2)  
**CO4:** Develop web application using JSP, Servlet (K5, S3)  
**CO5:** Develop an XML document and validate it using SCHEMA (K5, S2)

**Pre-requisite:** Nil

CO/PO MAPPING (S/M/W indicates strength of correlation) S-Strong, M-Medium, W-Weak													CO/PSO Mapping		
COs	PROGRAMME OUTCOMES (POs)												PSOs		
	PO1	PO2	PO3	PO4	PO5	PO6	PO7	PO8	PO9	PO10	PO11	PO12	PSO1	PSO2	PSO3
CO1					S				S	S		M	M		
CO2					M				S	S					
CO3			S						S	S					
CO4			S		S										
CO5			S											M	M

**COURSE ASSESSMENT METHODS**

DIRECT
<ol style="list-style-type: none"> <li>Continuous Assessment Test I, II (Theory component)</li> <li>Open Book Test, Assignment, Mini Project and Group Presentation, Project Demonstration etc (as applicable) (Theory component)</li> <li>Pre/Post - Experiment Test/Viva; Experimental Report for each Experiment (lab Component)</li> <li>Model Examination (lab component)</li> <li>End Semester Examination (Theory and lab components)</li> </ol>
INDIRECT
<ol style="list-style-type: none"> <li>Course-end survey</li> </ol>

**THEORY COMPONENT CONTENTS****XHTML AND CSS****9 Hours**

HTML Introduction- Basic XHTML syntax and Semantics- HTML Elements & Attributes -Lists- Tables- Frames-Forms-Defining XHTML Abstract Syntax-Creating HTML Documents; CSS -Features- Syntax- Cascading and Inheritance- Text Properties-Box Model- Flow-Other style Properties.

**JAVASCRIPT****9 Hours**

JavaScript introduction-Basic Elements-Variable-Data Types- Operators and Literals-Functions-Objects- Arrays-Built-in- Object. JavaScript Debuggers-Event Handling-Validation.



Signature of BOS Chairman-CSE

**SERVLETS****9 Hours**

Java Servlets: Architecture- Overview-Servlet Generating Dynamic Content-Life Cycle-Parameter Data-Sessions-Cookies.

**JSP****9 Hours**

JSP Overview- Basic JSP: Architecture- Lifecycle- Directives-Actions-Implicit Objects- JavaBeans Classes and JSP- MVO Paradigm.

**XML AND WEB SERVICES****9 Hours**

Xml: Namespaces- XML Processing- -XML Documents- XSL — XSLT, Web services: WSDL-XML Schema —Introduction to SOAP.

<b>Theory: 45</b>	<b>Tutorial: 0</b>	<b>Practical: 0</b>	<b>Project: 0</b>	<b>Total: 45 Hours</b>
-------------------	--------------------	---------------------	-------------------	------------------------

**REFERENCES**

1. Jeffrey C.Jackson, “Web Technologies—A Computer Science Perspective”, Person Education, 2013.
2. DeitalDeital Nieto, “Internet & World Wide Web How To Program”, 5<sup>th</sup> ed., 2012.
3. Thomas A.Powell, “The Complete Reference HTML & CSS”, 5<sup>th</sup> ed., 2010.
4. Steve Suehring, “JavaScript-Step by Step”,PHI,2<sup>nd</sup> ed., 2010.
5. Frank. P. Coyle, “XML, Web Services and the Data Revolution”, Pearson Education, 2013.
6. <https://tutorialspoint.com/jsp>

**LAB COMPONENT CONTENTS****30 Hours****LIST OF EXPERIMENTS**

1. Develop a webpage using HTML.
2. Apply style specification in HTML page using CSS.
3. Develop a HTML form and validate it using Java script.
4. Demonstrate exception handling using Java Script.
5. Develop a JSP form to collect user registration details.
6. Develop a JSP login form with cookies.
7. Apply JavaBean class to print information about a student class.
8. Develop a servlet program to add two numbers.
9. Develop an XML document and validate it using SCHEMA.
10. Develop an XML document and transform it into HTML using XSLT.

<b>Theory: 0</b>	<b>Tutorial: 0</b>	<b>Practical: 30</b>	<b>Project: 0</b>	<b>Total: 30 Hours</b>
------------------	--------------------	----------------------	-------------------	------------------------

**Signature of BOS Chairman-CSE**



# U18CST6002 WIRELESS NETWORKS AND MOBILE SYSTEMS

L	T	P	J	C
3	0	0	0	3

## COURSE OUTCOMES

AFTER SUCCESSFUL COMPLETION OF THIS COURSE, THE STUDENTS SHOULD BE ABLE TO

- CO1:** Compare various wireless transmission and media access techniques. K3  
**CO2:** Identify and Interpret fields in GSM and GPRS frame structures. K3  
**CO3:** Analyse physical, link and network layer characteristics of wireless networks K4  
**CO4:** Compare Mechanisms for Improving TCP Performance over Wireless Links. K3  
**CO5:** Understand 4G features and technologies K2

**Pre-requisite:**U18CSI5201 - Computer Networks

CO/PO MAPPING (S/M/W indicates strength of correlation) S-Strong, M-Medium, W-Weak													CO/PSO Mapping		
COs	PROGRAMME OUTCOMES (POs)												PSOs		
	PO1	PO2	PO3	PO4	PO5	PO6	PO7	PO8	PO9	PO10	PO11	PO12	PSO1	PSO2	PSO3
CO1	S	M										M			
CO2	S	M													
CO3	S	S			M					M		M			
CO4	M	M								M		M	M		
CO5	M	M										M	M		

## COURSE ASSESSMENT METHODS

DIRECT
1. Continuous Assessment Test I, II 2. Assignment, Journal paper review, Group Presentation 3. End Semester Examination
INDIRECT
1. Course-end survey

## THEORY COMPONENT CONTENTS

### MOBILE NETWORKS

**9 Hours**

Telecommunication Systems – modulation – multiple access techniques - Wireless LAN – IEEE 802.11 Standards – GSM – Architecture – Protocols – Localization and calling – Handover – security - GPRS - Broadcast Systems – DAB – DVB

### WIRELESS NETWORKS

**8 Hours**

Wireless LANs and PANs– IEEE 802.11 Standard – Architecture – Physical and MAC layer- MAC management– HiperLAN – Bluetooth- Wi-Fi – WiMAX.

### ROUTING

**9 Hours**

Mobile IP – DHCP – MANET: Routing – Classification – Table driven routing- On-Demand routing- Hybrid routing- Hierarchical state routing- Power-aware routing- Operations of Multicast routing



**Signature of BOS Chairman-CSE**

**TRANSPORT AND APPLICATION LAYERS****8 Hours**

Traditional TCP– WWW -WAP – Architecture – WDP – WTLS – WTP – WSP – WAE – WML– WML Scripts- WTA Architecture.

**4G & INTERWORKING****7 Hours**

4G features and challenges, 4G Technologies, Overview of LTE, Advanced LTE, Interworking Objectives and requirements, Schemes to connect WLANs and 3G Networks, Session Mobility, Interworking Architectures for WLAN and GPRS.

**SIMULATION****4 Hours**

Simulation of MANET - media access protocols – routing protocols using OMNeT++ or NS3

<b>Theory: 45</b>	<b>Tutorial: 0</b>	<b>Practical: 0</b>	<b>Project: 0</b>	<b>Total: 45 Hours</b>
-------------------	--------------------	---------------------	-------------------	------------------------

**REFERENCES**

1. Jochen Schiller, “Mobile Communications”, PHI, Second Edition, 2011.
2. C.Siva Ram Murthy and B.S.Manoj, “Adhoc Wireless Networks: Architectures and Protocols”, Prentice Hall PTR, 2004
3. Vijay. K. Garg, —Wireless Communication and Networkingl, Morgan Kaufmann Publishers, 2007.
4. Jochen Burkhart, “Pervasive Computing: Technology and Architecture of Mobile Internet Applications”, Addison-Wesley Professional; Third Edition, 2007
5. Frank Adelstein, Sandeep KS Gupta, Golden Richard, “Fundamentals of Mobile and Pervasive Computing”, McGraw-Hill, 2005.
6. William Stallings, —Wireless Communications and Networksll, Pearson Education, 2009.
7. Stefano Basagni , et al, “Mobile Ad hoc Networking”, Wiley –IEEE press,2004



**Signature of BOS Chairman-CSE**

## U18CSI6203 DATA WAREHOUSING AND DATA MINING

L	T	P	J	C
3	0	2	0	4

### COURSE OUTCOMES

AFTER SUCCESSFUL COMPLETION OF THIS COURSE, THE STUDENTS SHOULD BE ABLE TO

- CO1:** Demonstrate data warehouse schema and process of data retrieval for real time applications. [K3]
- CO2:** Identify necessity of data pre-processing and apply the appropriate procedure. [K4, S2]
- CO3:** Design and deploy appropriate Classification/ Clustering techniques for various problems with high dimensional data using modern tools. [K5, S2]
- CO4:** Apply the association rules for real life mining applications. [K4, S2]
- CO5:** Synthesize various mining techniques and work in teams to develop project on complex data objects. [K5, S3]

**Pre-requisite:** U18CSI5203/No SQL Databases

CO/PO MAPPING (S/M/W indicates strength of correlation) S-Strong, M-Medium, W-Weak													CO/PSO Mapping		
COs	PROGRAMME OUTCOMES (POs)												PSOs		
	PO1	PO2	PO3	PO4	PO5	PO6	PO7	PO8	PO9	PO10	PO11	PO12	PSO1	PSO2	PSO3
CO1	S	S		M		S		S		M	S	M		M	
CO2	S	M		S	M					M		M		M	
CO3	S	S	M	S	S		S		M	M	S	M		M	
CO4	S	M			M					M		M		M	
CO5		S		S	S			S	S	M	S	M	M	M	M

### COURSE ASSESSMENT METHODS

DIRECT
<ol style="list-style-type: none"><li>1. Continuous Assessment Test I, II (Theory component)</li><li>2. Open Book Test, Assignment; Journal Paper Review, Group Presentation, Project Report, Poster Preparation, Case Study, Prototype or Product Demonstration etc (as applicable) (Theory component)</li><li>3. Pre/Post - Experiment Test/Viva; Experimental Report for each Experiment (lab Component)</li><li>4. Model Examination (lab component)</li><li>5. End Semester Examination (Theory and lab components)</li></ol>
INDIRECT
<ol style="list-style-type: none"><li>1. Course-end survey</li></ol>

### THEORY COMPONENT CONTENTS

#### DATA MINING INTRODUCTION AND PREPROCESSING

9 Hours

KDD Process – Kinds of data can be mined – Kind of data can be mined – Technologies used –Kinds of Applications targeted – Issues in data mining - Data Objects and Attribute Types - Data preprocessing overview – Data Cleaning – Data Integration – Data Reduction – Data Transformation and Discretization.



Signature of BOS Chairman-CSE

**DATA WAREHOUSING AND ONLINE ANALYTICAL PROCESSING****9 Hours**

Data warehouse – Basic Concepts – Modeling - Data cube and OLAP – Data warehouse Design and Usage – Implementation - Data Generalization by Attribute Oriented Induction.

**ASSOCIATION AND CLASSIFICATION****10 Hours**

Frequent Pattern Mining – Basic Concepts – Frequent Itemset Mining methods - Classification Basic Concepts – Decision Tree Induction – Bayesian Classification – Rule Based Classification – Model Evaluation and Selection - Support Vector Machine - Lazy Learners – Other classification methods.

**CLUSTERING AND OUTLIER ANALYSIS****8 Hours**

Cluster Analysis – Partitioning Methods - Hierarchical Methods – Density Based Methods – Grid Based Methods – Evaluation of Clustering - Outlier Analysis – Outlier detection Methods.

**MINING COMPLEX DATA TYPES****9 Hours**

Business Intelligence in the Era of Big Data and Cognitive Business - Time Series and Sequence Mining – Mining graphs and networks – Web Mining – Spatial Mining – Text Mining – Multimedia Mining – Data Mining Applications.

<b>Theory: 45</b>	<b>Tutorial: 0</b>	<b>Practical: 0</b>	<b>Project: 0</b>	<b>Total: 45 Hours</b>
-------------------	--------------------	---------------------	-------------------	------------------------

**REFERENCES**

1. Jiawei Han, Micheline Kamber, Jain Pei “Data Mining: Concepts and Techniques”, Third edition, Elsevier, Morgan Kaufmann Publishers, 2012.
2. Alex Berson and Stephen J. Smith “Data Warehousing, Data Mining & OLAP”, Tata McGraw– Hill Edition, Tenth Reprint 2007.
3. Steve Williams, “Business Intelligence Strategy and Big Data Analytics”, First Edition, Elsevier, Morgan Kaufmann Publishers, 2016.
4. K.P. Soman, Shyam Diwakar and V. Ajay “Insight into Data mining Theory and Practice”, Easter Economy Edition, Prentice Hall of India, 2006.
5. Hand.D, Mannila H, Smyth.P, “Principles of Data Mining”, MIT press, USA, 2001.
6. Dunham M, "Data Mining: Introductory and Advanced Topics", Prentice Hall, New Delhi, 2002.

**E BOOKS AND ONLINE LEARNING MATERIALS**

1. [www.db.stanford.edu/~ullman/mining/mining.html](http://www.db.stanford.edu/~ullman/mining/mining.html)
2. [ocw.mit.edu/ocwweb/slon-School-ofmanagement/15-062DataMiningSpring2003/course/home/index.htm](http://ocw.mit.edu/ocwweb/slon-School-ofmanagement/15-062DataMiningSpring2003/course/home/index.htm)
3. <https://cs.nyu.edu/courses/spring03/G22.3033-015/>
4. <https://www.cs.purdue.edu/homes/clifton/cs490d/>
5. <https://freevideolectures.com/course/3609/data-warehousing>
6. <https://www.elsevier.com/books/business-intelligence-strategy-and-big-data-analytics/williams/978-0-12-809198-2>
7. <https://www.sciencedirect.com/science/article/pii/B9780128091982000026>

**Signature of BOS Chairman-CSE**

## **LAB COMPONENT CONTENTS**

**30 Hours**

### **LIST OF EXPERIMENTS**

1. Data Migration(Informatica)
2. Identification and Retrieval of dataset. (Kaggle/UCI Repository)
3. Statistical Descriptions of Data (R/Python)
4. Pre-processing of datasets using data mining tools. (Weka)
5. Implementation of Classification Algorithms (Python)
6. Implementation of Clustering Algorithms (Python)
7. Exercise on Discovering Association Rules (Python)
8. Comparison of classifiers model, evaluating and improving accuracy of models using data mining tool. (Weka/R)
9. Evaluation of various clustering methods using data mining tool. (Weka/R)
10. Build prediction/recommender data mining applications for real time problems.

<b>Theory: 0</b>	<b>Tutorial: 0</b>	<b>Practical: 30</b>	<b>Project: 0</b>	<b>Total: 30 Hours</b>
------------------	--------------------	----------------------	-------------------	------------------------

### **ONLINE COURSES AND VIDEO LECTURES:**

1. <https://www.edx.org/learn/data-mining>
2. [https://www.class-central.com/subject/data-mining\](https://www.class-central.com/subject/data-mining)
3. <https://www.edx.org/course/introduction-to-r-for-data-science>
4. <https://www.coursera.org/learn/data-mining-project>
5. <https://www.futurelearn.com/courses/data-mining-with-weka>
6. <https://www.datacamp.com/courses/intro-to-python-for-data-science>



**Signature of BOS Chairman-CSE**

L	T	P	J	C
3	0	0	0	3

**COURSE OUTCOMES**

AFTER SUCCESSFUL COMPLETION OF THIS COURSE, THE STUDENTS SHOULD BE ABLE TO

- CO1:** Apply software testing fundamentals and testing design strategies to enhance software quality. K4
- CO2:** Design test cases for unit test, integration test, system test, regression and acceptance test K3
- CO3:** Discover how work test plan components, test measurements and reviews K3
- CO4:** Perform Testing in software with various testing tools K4
- CO5:** Develop and validate a test plan. K4

**Pre-requisite:** U18CST5002/Agile Software Development

CO/PO/PSO MAPPING															
(S/M/W indicates strength of correlation) S-Strong, M-Medium, W-Weak															
COs	PROGRAMME OUTCOMES (POs)												PSOs		
	PO1	PO2	PO3	PO4	PO5	PO6	PO7	PO8	PO9	PO10	PO11	PO12	PSO1	PSO2	PSO3
CO1	S	S	M	s					M	M			M	M	S
CO2	S	M													
CO3	M		M							M				S	
CO4	S		S						M						
CO5	S	M								M				S	S

**COURSE ASSESSMENT METHODS**

DIRECT
1. Continuous Assessment Test I, II 2. Assignments / Mini Projects / Group Presentations/ Case Studies, involving analysis of security of any information system / domain, and using security mechanisms to deliver security services 3. End Semester Examination
INDIRECT
1. Course-end survey

**THEORY COMPONENT CONTENTS****INTRODUCTION****8 Hours**

Testing as an Engineering Activity - Role of Process in Software Quality - Testing as a Process- The six essentials of software testing - Basic Definitions: Software Testing Principles - The role of a software tester - Origins of defects- Defect classes the defect repository. Analysis of defect for a project



Signature of BOS Chairman-CSE

## TEST CASE DESIGN STRATEGIES

**9 Hours**

Introduction to Testing Design Strategies - Black Box testing - Random Testing - Equivalence Class Partitioning - Boundary Value Analysis - Cause and error graphing and state transition testing -White-Box testing - Test Adequacy Criteria - Coverage and Control Flow Graphs-Covering Code Logic Paths - White-box Based Test design. Case study: Additional White box testing approaches.

## LEVELS OF TESTING

**10 Hours**

The Need for Levels of Testing- Unit Test - Unit Test Planning- Designing the Unit Tests - Integration tests- Designing Integration Tests - system testing - Regression Testing. Alpha -Beta and Acceptance Test- Usability and Accessibility testing – Configuration testing –Compatibility testing – Testing the documentation – Website testing.

## TEST MANAGEMENT:

**9 Hours**

People and organizational issues in testing – Organization structures for testing teams – testing services - Testing and Debugging Goals and Policies - Test Planning - Test Plan Components - Test Plan Attachments - Locating Test Items - Reporting Test Results - The role of three groups in Test Planning and Policy Development - Process and the Engineering Disciplines.

## TEST AUTOMATION AND MEASUREMENTS REVIEW:

**9 Hours**

Software test automation – skills needed for automation – scope of automation – design and architecture for automation -- Measurements and Milestones for Controlling and Monitoring - Status Meetings -Reports and Control Issues - Criteria for Test Completion - SCM - Types of reviews - developing a review program - Components of Review Plans - Reporting review results.

<b>Theory: 45</b>	<b>Tutorial: 0</b>	<b>Practical: 0</b>	<b>Project: 0</b>	<b>Total: 45 Hours</b>
-------------------	--------------------	---------------------	-------------------	------------------------

## REFERENCES

1. S Limaye, Software Testing Principles, Techniques and Tools, McGraw Hill, 2009.
2. Boris Beiser, Software Testing Techniques, Dreamtech press, New Delhi, 2009.
3. Srinivasan Desikan and Gopalaswamy Ramesh, —Software Testing – Principles and Practices, Pearson Education, 2006.
4. Ron Patton, —Software Testing, Second Edition, Sams Publishing, Pearson Education, 2007. AU Library.com
5. Introduction to Software Testing, Paul Ammann and Jeff Offutt, Cambridge University Press, 2nd edition, 2016.

## Online Courses

1. <http://www.tcs.com/SiteCollectionDocuments/WhitePapers/AFrameworkforAutomatingTesti ngofNetworkingEquipment.pdf>
2. [https://onlinecourses.nptel.ac.in/noc17\\_cs32/preview](https://onlinecourses.nptel.ac.in/noc17_cs32/preview)
3. <https://www.coursera.org/learn/ruanjian-ceshi>
4. <https://www.coursera.org/learn/software-processes>



**Signature of BOS Chairman-CSE**

L	T	P	J	C
3	0	2	0	4

**COURSE OUTCOMES**

**AFTER SUCCESSFUL COMPLETION OF THIS COURSE, THE STUDENTS SHOULD BE ABLE TO**

- CO1: Demonstrate server virtualization concept and create virtual servers [K3,CO2]  
 CO2: Apply network virtualization and create virtual private cloud [K3,S2]  
 CO3: Design Web Application in public cloud environment. [K5,S3]  
 CO4: Build databases in public cloud [K5,S3]

**Pre-requisite:** U18CST3003/Computer Architecture

CO/PO MAPPING (S/M/W indicates strength of correlation) S-Strong, M-Medium, W-Weak													CO/PSO Mapping		
COs	PROGRAMME OUTCOMES (POs)												PSOs		
	PO1	PO2	PO3	PO4	PO5	PO6	PO7	PO8	PO9	PO10	PO11	PO12	PSO1	PSO2	PSO3
CO1	S	S	S		S				M			M			S
CO2		M	M		M				M			M			S
CO3		M	M		M				M		M	M		M	S
CO4		M	M		M				M		M	M	M		S

**COURSE ASSESSMENT METHODS:**

DIRECT
1. Continuous Assessment Test I, II (Theory component) 2. Open Book Test, Assignment; Journal Paper Review, Group Presentation, Project Report, Poster Preparation, Case Study, Prototype or Product Demonstration etc (as applicable) (Theory component) 3. Pre/Post - Experiment Test/Viva; Experimental Report for each Experiment (lab Component) 4. Model Examination (lab component) 5. End Semester Examination (Theory and lab components)
INDIRECT
1. Course-end survey

**THEORY COMPONENTS CONTENTS****INTRODUCTION****7 Hours**

Brief history and evolution - History of Cloud Computing, Evolution of Cloud Computing, Traditional vs. Cloud Computing. Why Cloud Computing, Cloud service models (IaaS, PaaS & SaaS). Cloud deployment models (Public, Private, Hybrid and Community Cloud), Benefits and Challenges of Cloud Computing. Introduction to AWS Public Cloud Vendor.

**CLOUD VIRTUALIZATION****7 Hours**

Basics of virtualization, Server virtualization, VM migration techniques, Role of virtualization in Cloud Computing.



**Signature of BOS Chairman-CSE**



## **PRIVATE AND PUBLIC CLOUD**

**14 Hours**

Private Cloud Definition, Characteristics of Private Cloud, Private Cloud deployment models, Private Cloud Vendors - CloudStack, Eucalyptus and Microsoft, Private Cloud – Benefits and Challenges. Private Cloud implementation in Amazon EC2 service.

What is Public Cloud, Why Public Cloud, When to opt for Public Cloud, Public Cloud Service Models, and Public Cloud Vendors and offerings ( IaaS, PaaS, SaaS). Demonstrating public cloud with AWS, Introduction to EC2 and Storage services of AWS. Private vs. Public Cloud – When to choose.

## **CLOUD SECURITY**

**10 Hours**

Explain the security concerns in Traditional IT, Introduce challenges in Cloud Computing in terms of Application Security, Server Security, and Network Security. Security reference model, Abuse and Nefarious Use of Cloud Computing, Insecure Interfaces and APIs, Malicious Insiders, Shared Technology Issues, Data Loss or Leakage, Account or Service Hijacking, Unknown Risk Profile, Shared security model between vendor and customer in IAAS/PAAS/SAAS, Implementing security in AWS.

## **FUTURE DIRECTIONS IN CLOUD COMPUTING**

**7 Hours**

When and not to migrate to Cloud, Migration paths for cloud, Selection criteria for cloud deployment, Issues/risks in cloud computing, Future technology trends in Cloud Computing.

<b>Theory: 45</b>	<b>Tutorial: 0</b>	<b>Practical: 0</b>	<b>Project: 0</b>	<b>Total: 45 Hours</b>
-------------------	--------------------	---------------------	-------------------	------------------------

## **REFERENCES:**

1. Raj Kumar Buyya, James Broberg, Andrezei M.Goscinski, Cloud Computing: Principles and paradigms, 2011
2. Judith Hurwitz, Robin Bllor, Marcia Kaufman, Fern Halper, Cloud Computing for dummies, 2009.
3. Michael Miller, Cloud Computing: Web-Based Applications That Change the Way You Work and Collaborate Online, Que Publishing, 2008.
4. Anthony T. Velte, Toby J. Velte, and Robert Elsen peter, Cloud Computing: A Practical Approach, McGraw Hill, 2010.
5. Borko Furht, Handbook of Cloud Computing, Armando Escalante (Editors), Springer, 2010.
6. Kai Hwang, Geoffrey C Fox, Jack G Dongarra, Distributed and Cloud Computing, From Parallel Processing to the Internet of Things, Morgan Kaufmann Publishers, 2012.
7. Rittinghouse John W, Ransome James F, Cloud Computing-Implementation, Management and Security, CRC Press, Taylor and Francis Group, 2012.

## **OTHER REFERENCES:**

1. <http://www.buyya.com/papers/CloudSim2010.pdf>
2. <http://thecloudtutorial.com/>
3. <http://www.top-windows-tutorials.com/cloud>
4. <https://docs.aws.amazon.com/AWSEC2/latest/UserGuide/ebs-attaching-volume.html>



**Signature of BOS Chairman-CSE**

## **LAB COMPONENTS CONTENTS**

1. Creating a virtual server in AWS public cloud.
2. Attaching AWS EBS volume to Amazon EC2.
3. Attaching additional virtual servers with existing application
4. Create and configure a Virtual Private cloud using Amazon VPC
5. Developing and hosting web applications in cloud (google App engine Heroku cloud application platform)
6. Hosting a static web page in Amazon S3
7. Creating MySQL instances in Amazon.
8. Create and carryout Read and Write operations on DynamoDB.

<b>Theory: 45</b>	<b>Tutorial: 0</b>	<b>Practical: 30</b>	<b>Project: 0</b>	<b>Total: 30 Hours</b>
-------------------	--------------------	----------------------	-------------------	------------------------



**Signature of BOS Chairman-CSE**

# U18CST7002 MACHINE LEARNING TECHNIQUES

L	T	P	J	C
3	0	0	0	3

## COURSE OUTCOMES

AFTER SUCCESSFUL COMPLETION OF THIS COURSE, THE STUDENTS SHOULD BE ABLE TO

- CO1:** Differentiate the implementation of mathematical model to various machine learning methods. (K4)
- CO2:** Illustrate graphical models and multiple learners. (K4)
- CO3:** Develop projects using appropriate machine learning approaches for real life problems. (K5, S3)

**Pre-requisite:** U18MAI4201/ Probability and Statistics

CO/PO MAPPING (S/M/W indicates strength of correlation) S-Strong, M-Medium, W-Weak													CO/PSO Mapping		
COs	PROGRAMME OUTCOMES (POs)												PSOs		
	PO1	PO2	PO3	PO4	PO5	PO6	PO7	PO8	PO9	PO10	PO11	PO12	PSO1	PSO2	PSO3
CO1	S	S			S	S	S	S		M		M		M	
CO2	S	M	M	S		M	M			M		M		M	
CO3	S	S	S			S	S			M	S	M	M	M	M

## COURSE ASSESSMENT METHODS

DIRECT
1. Continuous Assessment Test I, II
2. Open book test; Cooperative learning report, Assignment; Journal paper review, Group Presentation, Project report, Poster preparation, Prototype or Product Demonstration etc (as applicable)
3. End Semester Examination
INDIRECT
1. Course-end survey

## THEORY COMPONENT CONTENTS

### INTRODUCTION AND SUPERVISED LEARNING

**9 Hours**

Introduction to Machine Learning – basic concepts in machine learning - Examples of machine learning applications -Supervised Learning: Learning a Class from Examples–Noise–Learning Multiple Classes–Regression–Model Selection and Generalization. Bayesian Decision Theory: Classification–Losses and Risks– Discriminant Functions–Association rules.

### PARAMETRIC METHODS

**9 Hours**

Parametric Classification–Regression–Tuning Model Complexity–Model Selection Procedures. Multivariate Methods: Data–Parameter Estimation–Estimation of Missing Values–Multivariate Normal Distribution–Multivariate Classification and Regression.



Signature of BOS Chairman-CSE

**SEMI PARAMETRIC METHODS AND LINEAR MODEL****9 Hours**

Semi parametric method: Clustering k–Means Clustering–Expectation–Maximization Algorithm–Latent Variable Models–Hierarchical Clustering. Linear Model: Generalizing linear model- Geometry of linear Discriminant–Pairwise Separations–Gradient Descent.

**NON-PARAMETRIC METHODS****9 Hours**

Nonparametric Methods: Nonparametric Density Estimation and Classification–Generalization to Multivariate Data–Condensed Nearest Neighbor–Smoothing Models. Decision Trees: Univariate Trees–Pruning–Rule Extraction–Learning Rules–Multivariate Trees.

**GRAPHICAL MODEL AND MULTIPLE LEARNERS****9 Hours**

Graphical Model- canonical cases for conditional Independence – example graphical models. Combining Multiple Learners: Voting–Error–Correcting Output Codes–Bagging–Boosting–Stacked Generalization–Cascading – Case Studies using machine learning tools.

<b>Theory: 45</b>	<b>Tutorial: 0</b>	<b>Practical: 0</b>	<b>Project: 0</b>	<b>Total: 45 Hours</b>
-------------------	--------------------	---------------------	-------------------	------------------------

**REFERENCES**

1. Ethem Alpaydin, “Introduction to Machine Learning”, Second Edition, MIT Press, 2013
2. Tom M. Mitchell, —Machine Learning, McGraw-Hill Education (India) Private Limited, 2013
3. Stephen Marsland, —Machine Learning: An Algorithmic Perspective, CRC Press, 2009.
4. Y. S. Abu-Mostafa, M. Magdon-Ismail, and H.-T. Lin, “Learning from Data”, AML Book Publishers, 2012
5. K. P. Murphy, “Machine Learning: A probabilistic perspective”, MIT Press, 2012.
6. M. Mohri, A. Rostamizadeh, and A. Talwalkar, “Foundations of Machine Learning”, MIT Press, 2012.

**Signature of BOS Chairman-CSE**

## **PROJECT WORK (PW)**

A handwritten signature in black ink, appearing to be 'R. M. A.', enclosed within a rectangular box.

**Signature of BOS Chairman-CSE**

**U18CSP7703****PROJECT PHASE-I**

L	T	P	J	C
0	0	0	6	3

**COURSE OUTCOMES**

AFTER SUCCESSFUL COMPLETION OF THIS COURSE, THE STUDENTS WILL BE ABLE TO :

<b>CO1</b>	Describe the problem statement	K 2
<b>CO2</b>	Prepare the software requirement specification	K3
<b>CO3</b>	Identify the appropriate problem solving methodology	K4
<b>CO4</b>	Analyze and process the experimental information	K5
<b>CO5</b>	Evaluate the experimental results	K5
<b>CO6</b>	Develop a project report	K3

**Pre-requisite: Nil**

CO/PO MAPPING (S/M/W indicates strength of correlation) S-Strong, M-Medium, W-Weak													CO/PSO Mapping		
COs	PROGRAMME OUTCOMES (POs)												PSOs		
	PO1	PO2	PO3	PO4	PO5	PO6	PO7	PO8	PO9	PO10	PO11	PO12	PSO1	PSO2	PSO3
CO1	S	S	S	M	M	M	M	S	S	S	S	M	M	M	M
CO2	S	M	M	M					M	M			M	M	M
CO3	L	M	L	L	M			M	S		M		M	M	M
CO4	S	M		M				S				L	M	M	M
CO5	L		M	S				M	L				M	M	M
CO6	L							M	M	M	M		M	M	M

**COURSE ASSESSMENT METHODS**

<b>DIRECT</b>
1. Project reviews 2. End semester viva voce
<b>INDIRECT</b>
1. Course-end survey


**Signature of BOS Chairman-CSE**

**U18CSP8701**

**PROJECT PHASE-II**

<b>L</b>	<b>T</b>	<b>P</b>	<b>J</b>	<b>C</b>
<b>0</b>	<b>0</b>	<b>0</b>	<b>24</b>	<b>12</b>

**COURSE OUTCOMES**

**AFTER SUCCESSFUL COMPLETION OF THIS COURSE, THE STUDENTS WILL BE ABLE TO :**

<b>CO1</b>	Plan an experimental design to solve Engineering problems	<b>K2</b>
<b>CO2</b>	Prepare the software requirement specification.	<b>K2</b>
<b>CO3</b>	Develop an attitude of team work and independent working on real time problems	<b>K3</b>
<b>CO4</b>	Analyze and process the experimental information	<b>K5</b>
<b>CO5</b>	Evaluate, interpret and justify the experimental results	<b>K4</b>
<b>CO6</b>	Develop a dissertation report	<b>K3</b>

**Pre-requisite: Nil**

<b>CO/PO MAPPING</b> (S/M/W indicates strength of correlation) S-Strong, M-Medium, W-Weak													<b>CO/PSO Mapping</b>		
<b>COs</b>	<b>PROGRAMME OUTCOMES (POs)</b>												<b>PSOs</b>		
	<b>PO1</b>	<b>PO2</b>	<b>PO3</b>	<b>PO4</b>	<b>PO5</b>	<b>PO6</b>	<b>PO7</b>	<b>PO8</b>	<b>PO9</b>	<b>PO10</b>	<b>PO11</b>	<b>PO12</b>	<b>PSO1</b>	<b>PSO2</b>	<b>PSO3</b>
<b>CO1</b>	S	S	S	M	M	M	M	S	S	S	S	M	S	S	S
<b>CO2</b>	S	M	M	M					M	M			S	S	S
<b>CO3</b>	L	M	L	L	M			M	S		M		S	S	S
<b>CO4</b>	S	M		M				S				M	S	S	S
<b>CO5</b>	S		M	S				S	M				S	S	S
<b>CO6</b>	L							M	M	M	M		S	S	S

**COURSE ASSESSMENT METHODS**

<b>DIRECT</b>
1. Project reviews 2. End semester viva voce
<b>INDIRECT</b>
1. Course-end survey



**Signature of BOS Chairman-CSE**

# **LIST OF PROFESSIONAL ELECTIVES / HONORS – SPECIALIZATION TRACK**



**Signature of BOS Chairman-CSE**



# **EXTENDED REALITY**

A handwritten signature in black ink, appearing to be 'R. M. A.', enclosed within a rectangular box.

**Signature of BOS Chairman-CSE**

L	T	P	J	C
2	0	0	2	3

**COURSE OUTCOMES**

**After successful completion of this course, the students should be able to**

**CO1:** Understand the foundational knowledge of 3D modeling and apply on a real time scenario in creating object and environment[K3].

**CO2:** Design and analyse the usage of Game objects and Assets using Physics and Lights[K4].

**CO3:** Apply Navigations, Particle systems and audio develop simple games[K3].

**Pre-requisite:** U18CSI3202/ Object Oriented Programming

COs	CO/PO MAPPING (S/M/W indicates strength of correlation) S-Strong, M-Medium, W-Weak												CO/PSO Mapping		
	PROGRAMME OUTCOMES (POs)												PSOs of CSE		
	PO 1	PO 2	PO 3	PO 4	PO 5	PO 6	PO 7	PO 8	PO 9	PO 10	PO 11	PO 12	PS O1	PS O2	PS O3
<b>CO1</b>	S		S		S							M			
<b>CO2</b>	M	S	S				M	M							S
<b>CO3</b>			M	S		S		M	S	S	W		S		S

**COURSE ASSESSMENT METHODS**

<b>DIRECT</b>
1. Continuous Assessment Test I, II 2. Lab Assignment, Lab assessment, Written tests (Theory) 3. End Semester Examination
<b>INDIRECT</b>
1. Course-end survey

**THEORY COMPONENT CONTENT****BUILDING BLOCKS****(6 Hours)**

3D space- 3D objects- viewports and cPlane basics- selecting objects- solid object creation- outputting images- Boolean modeling and figured space- object snaps and transforms- Boolean modeling- Clipping plane.

**OBJECT AND SURFACE MODELING****(6 Hours)**

Profile modeling – surface- cPlane- revolve- object modeling- project and pull- curves from objects- trimming surfaces- surface modeling – lofting- surface filleting and blending- surface from edge curves- patch surfaces.

**GAME OBJECTS AND ASSETS****(6 Hours)**

Native Game Objects -Manipulating Game Objects - Components in the Game engine –Fundamentals working concept - Materials- Defining the Role of the Prefab - Textures: UV Mapping and Texturing Techniques - Discovering the Standard Shader



**Signature of BOS Chairman-CSE**

## **IMPLEMENTATION OF ASSETS WITH PHYSICS AND LIGHTING (6 Hours)**

Creating Hierarchies - Using Empty Game Objects as Pivots -Understanding the Physics System – Rigid body Components - Colliders - Scripting Collision Events - Lighting in Games-Analyzing the Different Lights and Properties.

## **NAVIGATION AND ANIMATIONS (6 Hours)**

Animation in Game Development - Creating Animation in the Editor-Refining Animation- NavMesh - NavMesh Agent - NavMesh Obstacle-Creating the Player Controller Game Object- Particles in Video Games-Analyzing Existing Particle Effects-Audio in Game Development -Audio Effects.

## **REFERENCES**

1. "The Ultimate Guide to Game Development with Unity" by Unity Technologies,2023.
2. The Art of Game Design: A Book Of Lenses, THIRD EDITION, Jesse Schell, CRC Press; 3rd edition , 2019.
3. Paris Buttfield-Addison, Jon Manning, Tim Nugent, “Unity Game Development Cookbook”, O'Reilly Media, Inc. 2019.
4. 3D Modeling for Beginners: Learn Everything You Need to Know About 3d Modeling!, Danan Thilakanathan,2016.

## **ONLINE LEARNING MATERIALS**

1. <https://www.coursera.org/learn/introduction-to-3d-modeling>
2. <https://www.coursera.org/specializations/game-design-and-development>
3. <https://www.coursera.org/learn/game-design>
4. [Control physics with C# in Unity \(coursera.org\)](#)
5. [Create basic behavior with C# in Unity \(coursera.org\)](#)
6. The Complete Guide to 3D Modeling with Blender | Udemy

## **PROJECT:**

Projects involving 3D modeling using Blender and design simple games with effective audio, light, animation and appropriate understanding of physics in Real time environment.

<b>Theory: 30</b>	<b>Tutorial: 0</b>	<b>Practical: 0</b>	<b>Project: 30</b>	<b>Total: 60 Hours</b>
-------------------	--------------------	---------------------	--------------------	------------------------



**Signature of BOS Chairman-CSE**

## U18CSE0315 AUGMENTED REALITY AND VIRTUAL REALITY APPLICATION DEVELOPMENT

L	T	P	J	C
2	0	0	2	3

### COURSE OUTCOMES

**After successful completion of this course, the students should be able to**

**CO1:** Attain a foundational understanding and difference of Augmented and Virtual reality technologies[K3].

**CO2:** Develop skills in placing assets, managing scale, addressing occlusion, and implementing realistic lighting in AR and VR projects. [K6]

**CO3:** Apply AR and VR in practical scenarios and conducting AR/VR based visualization case studies for product development. [K3]

**Pre-requisite:** U18CSI3202/ Object Oriented Programming

COs	CO/PO MAPPING (S/M/W indicates strength of correlation) S-Strong, M-Medium, W-Weak												CO/PSO Mapping		
	PROGRAMME OUTCOMES (POs)												PSOs of CSE		
	PO 1	PO 2	PO 3	PO 4	PO 5	PO 6	PO 7	PO 8	PO 9	PO 10	PO 11	PO 12	PS O1	PS O2	PS O3
<b>CO1</b>	S		M		S							M			
<b>CO2</b>	M	M	S	S			M	M					M		S
<b>CO3</b>			S	S		S		M	S	S	W		S		S

### **COURSE ASSESSMENT METHODS**

<b>DIRECT</b>
1. Continuous Assessment Test I, II 2. Lab Assignment, Lab assessment, Written tests (Theory) 3. End Semester Examination
<b>INDIRECT</b>
1. Course-end survey

### **THEORY COMPONENT CONTENT**

#### **AUGMENTED AND VIRTUAL REALITY BASICS**

**(8 Hours)**

Introduction to Augmented Reality -MAR Market, Actors, and Value Chain - Application vs. Browser - MAR System Architecture- Difference between AR and VR, Challenges with AR, AR systems and functionality, Augmented reality methods, visualization techniques for augmented reality, enhancing interactivity in AR environments, evaluating AR systems.

Virtual Reality and Virtual Environment: Introduction, Computer graphics, Real time computer graphics, Flight Simulation, Virtual environment requirement, benefits of virtual reality, Historical development of VR, Scientific Landmark.

#### **AR AND VR TECHNOLOGIES**

**(8 Hours)**

Placing and positioning assets - Scale and size of assets - Occlusion -Lighting for increased realism - Solid augmented assets – context awareness - tracking in AR - outside-in tracking - motion tracking - environmental understanding - feature points - plane finding – light estimation - anchors - interface issues and lack of UI metaphors -technical constraints – 3D barriers - computer vision limitations -constraints of occlusion and shading.



**Signature of BOS Chairman-CSE**

Levels of Immersion in VR Systems - Sensorimotor Contingency -Sensorimotor Contingency in VR - Introduction to the Three Illusions: Place Illusion (PI), Plausibility Illusion (Psi) - Necessary Conditions for Psi - Break of Presence - Presence, Immersion, PI, and Psi - The Pinocchio Illusion - The Rubber Hand Illusion - Psychological Effects of Embodiment Illusion - Visual-Tactile and Visual-Motor Synchrony.

## **AR CORE**

**(7 Hours)**

Android OS - limitations of low light conditions on AR on mobile -simple surfaces challenge AR – user flow - working with tech limitations - preparing your tools - design draft. surface detection and creating plane - user interaction - placing with anchor points - occlusion between virtual assets - light estimation - virtual light to real light - multiplane detection and spatial mapping - processing needs in mobile AR - breaking immersion - framing as a creative device.

## **VR SYSTEMS AND HARDWARES**

**(7 Hours)**

The Virtual world space-positioning the virtual observer- perspective projection, human vision, stereo perspective projection, 3D clipping, Colour theory. Illumination models- Reflection models- Shading algorithms, Radiosity, Hidden Surface Removal- Realism -Stereographic image. VR Hardware- sensor hardware, Head-coupled displays, Acoustic hardware.

## **REFERENCES**

1. Linowes, J., &Babilinski, K. (2017). Augmented Reality for Developers: Build Practical Augmented Reality Applications with Unity, ARCore, ARKit, and Vuforia. Packt Publishing Ltd.
2. XR Development with Unity-A beginner's guide to creating virtual, augmented, and mixed reality experiences using Unity by Anna Braun, Raffael Rizzo(2022).
3. Mastering Augmented Reality: A Comprehensive Guide to Learn Augmented Reality by Cybellium Ltd, Kris Hermans (2023)
4. Peddie, J. (2017). Augmented Reality: where we will all live. Springer.
5. Ong, S. (2017). Beginning windows mixed reality programming. Berkeley, CA: Apress. Doi, 10, 978-1.
6. “The VR Book: Human-Centered Design for Virtual Reality (ACM Books)”by Jason Jerald (2015).

## **ONLINE LEARNING MATERIALS**

1. <https://www.coursera.org/learn/ar> |Coursera
2. <https://www.coursera.org/professional-certificates/meta-ar-developer> |Coursera
3. <https://www.coursera.org/specializations/extended-reality-for-everybody>|Coursera
4. <https://www.coursera.org/specializations/virtual-reality>
5. <https://www.coursera.org/learn/introduction-virtual-reality>
6. <https://www.coursera.org/learn/making-virtual-reality-game>
7. <https://www.coursera.org/learn/3d-models-virtual-reality>
8. <https://www.coursera.org/learn/intro-augmented-virtual-mixed-extended-reality-technologies-applications-issues>

## **PROJECT**

**30 Hours**

To Design and Integration of 3D Spatial audio and sound effects to the objects developed and exploring creative possibilities with AR Core, implement AR/VR navigation system (UX), AR/VR interaction system (UX), Applying AR/VR technologies in real time applications.

<b>Theory: 30</b>	<b>Tutorial: 0</b>	<b>Practical: 0</b>	<b>Project: 30</b>	<b>Total: 60 Hours</b>
-------------------	--------------------	---------------------	--------------------	------------------------



**Signature of BOS Chairman-CSE**

L	T	P	J	C
3	0	0	0	3

**COURSE OUTCOMES**

After successful completion of this course, the students should be able to

**CO1:** Acquire knowledge to differentiate various Extended reality technologies in Metaverse.

**CO2:** Apply Metaverse Experiences with depth understanding on devices and interoperability.

**CO3:** Analyze Metaverse in various application domains.

**CO4:** Develop the Metaverse environment with the integration of other technologies.

**Pre-requisite:** Nil

COs	CO/PO MAPPING (S/M/W indicates strength of correlation) S-Strong, M-Medium, W-Weak												CO/PSO Mapping		
	PROGRAMME OUTCOMES (POs)												PSOs of CSE		
	PO 1	PO 2	PO 3	PO 4	PO 5	PO 6	PO 7	PO 8	PO 9	PO 10	PO 11	PO 12	PS O1	PS O2	PS O3
<b>CO1</b>	S		M									M			
<b>CO2</b>	M	M	S	S			M	M				S	M	M	M
<b>CO3</b>		S	S	M	S	M									
<b>CO4</b>	S		S			S		M	S	S	W		M		S

**COURSE ASSESSMENT METHODS**

<b>DIRECT</b>
1. Continuous Assessment Test I, II 2. Lab Assignment, Lab assessment, Written tests (Theory) 3. End Semester Examination
<b>INDIRECT</b>
1. Course-end survey

**THEORY COMPONENT CONTENT****THE FOUNDATION OF XR & METAVERSE****(7 Hours)**

The Brain Science behind VR - Understanding Augmented Reality (AR), Virtual Reality (VR), Mixed Reality (MR), Web XR - Differences & Similarities of VR/AR/MR-XR in Metaverse.

**EXPERIENCE WITH METAVERSE****(8 Hours)**

Metaverse-Experiences in metaverse-Avatars in metaverse-Interoperability in the metaverse-connections and communications-Devices to access the metaverse.

**APPLICATIONS OF METAVERSE****(8 Hours)**

Educational potential in metaverse-Learning in the metaverse-Health and architecture in metaverse-Arts, entertainment, and sports in the metaverse-Building a safe metaverse.

**TECHNOLOGIES IN METAVERSE****(11 Hours)**

Web 3.0-Artificial Intelligence (AI) in Metaverse- Cyber Security aspects / How safe is Metaverse - Blockchain, NFT (non-fungible token) and crypto currency -Metaverse and NFTs - Metaverse Use Cases - Top Metaverse platforms - Current Challenges in Mass adoption of XR - Impact of 5G in XR - Role of Microsoft, Apple and Facebook in Metaverse



**Signature of BOS Chairman-CSE**

## INTERACTING IN METAVERSE

(11 Hours)

On-premise/Local hosting - Cloud Hosting & Streaming services - Distribution via Application Stores - Understanding UI & UX Design Essentials for AR/VR - Types of Navigation - Types of interaction (Understanding Hand controllers, gesture, gaze and voice controls) - Avatar implementations in VR (Torso/Full body) - AR/VR/Metaverse 3D Assets creation Tools Overview - 3D assets creation for VR/AR (Native polygonal modeling, Converting CAD models, 3D Scanning, Photogrammetry)

<b>Theory:45</b>	<b>Tutorial:0</b>	<b>Practical:0</b>	<b>Project:0</b>	<b>Total: 45 Hours</b>
------------------	-------------------	--------------------	------------------	------------------------

## REFERENCES

1. "The Metaverse: And How it Will Revolutionize Everything" by Matthew Ball. published in 2022.
2. Metaverse for Beginners: The Ultimate Guide to Understanding and Investing in Web 3.0, NFTs, Crypto Gaming, and Virtual Reality by Donn Newman in 2022
3. The Fourth Transformation: How Augmented Reality & Artificial Intelligence Will Change Everything by Robert Scoble, Shel Israel published in 2016

## ONLINE LEARNING MATERIALS

1. <https://www.coursera.org/learn/what-is-the-metaverse> Coursera
2. Metaverse Web 3.0 and DeFi: A Fintech Masterclass| Udemy



**Signature of BOS Chairman-CSE**

**COURSE OUTCOMES**

**After successful completion of this course, the students should be able to**

**CO1:** Develop a solid understanding of game programming by writing and executing basic scripts, and implementing Object Oriented Programming concepts.

**CO2:** Implement game mechanics and interactions, including player controls, physics, and scoring systems.

**CO3:** Design and script user-friendly UI elements and menus, handling user input and events effectively, by creating an interactive game interface.

**CO4:** Apply advanced programming techniques, including AI behaviors, serialization, and coroutines, to develop complex gameplay systems

**Pre-requisite:** U18CSI3202/ Object Oriented Programming

Cos	CO/PO MAPPING (S/M/W indicates strength of correlation) S-Strong, M-Medium, W-Weak												CO/PSO Mapping		
	PROGRAMME OUTCOMES (POs)												PSOs of CSE		
	PO 1	PO 2	PO 3	PO 4	PO 5	PO 6	PO 7	PO 8	PO 9	PO 10	PO 11	PO 12	PS O1	PS O2	PS O3
CO1		S											M		
CO2		S		M									S		S
CO3		S		M	S				M				S		S
CO4		S			S				M		M		S		S

**COURSE ASSESSMENT METHODS**

DIRECT
1. Continuous Assessment Test I, II 2. Lab Assignment, Lab assessment, Written tests (Theory) 3. End Semester Examination
INDIRECT
1. Course-end survey

**THEORY COMPONENT CONTENT****OVERVIEW OF C# PROGRAMMING LANGUAGE****6 HOURS**

Introduction to the Game Editor and C# scripting environment, Setting up editor for C# development , Basic syntax and data types in C# ,Writing and executing simple scripts ,OOPS concepts, Implementing OOP concepts , Design patterns and best practices in C# programming.

**SCRIPTING GAME MECHANICS AND INTERACTIONS****6 HOURS**

Implementing player controls and character movement, Collision detection and physics interactions, Handling user input for game interactions, Scripting game mechanics such as scoring, health and inventory systems, Debugging and optimizing scripts for better performance.



Signature of BOS Chairman-CSE



**SCRIPTING UI ELEMENTS AND MENUS****6 HOURS**

Introduction to UI system, Scripting UI elements such as buttons, text fields, and sliders, Creating interactive menus and user interfaces, Handling UI events and user input, Designing and implementing user-friendly UI for games.

**ADVANCED C# PROGRAMMING TECHNIQUES****6 HOURS**

Delegates, events, and lambda expressions in C#, Exception handling and error management, Working with collections and LINQ queries, Serialization and data persistence, Introduction to coroutines and asynchronous programming.

**SCRIPTING GAMEPLAY SYSTEMS AND AI****6 HOURS**

Implementing AI behaviours using finite state machines and behaviour trees, Scripting gameplay systems for enemy behaviour, pathfinding, and decision-making, Creating dynamic and interactive game environments, Integrating audio, animations, and visual effects with C# scripts, Testing, debugging, and optimizing gameplay scripts

**LAB CONTENTS:****30 Hours**

1. Basic Script Setup and Syntax
2. Understanding Unity's Component System
3. Basic Player Movement
4. Understanding and Using Collections
5. Creating and Managing GameObjects
6. Handling Collisions and Triggers
7. Scriptable Objects for Data Management.
8. Advanced Player Interaction
9. Physics and Forces
10. Final Project: Integrating All Concepts

<b>Theory: 30</b>	<b>Tutorial: 0</b>	<b>Practical: 30</b>	<b>Project: 0</b>	<b>Total: 60 Hours</b>
-------------------	--------------------	----------------------	-------------------	------------------------

**REFERENCES**

1. Joe Hocking ,”Unity in Action: Multiplatform Game Development in C#”, Manning Publications 2018.
2. Simon Jackson ,”Mastering Unity 2D Game Development”, Packt Publishing ,2014
3. Paris Buttfield-Addison, Jon Manning, and Tim Nugent,” Unity Game Development Cookbook: Essentials for Every Game”, O'Reilly Media, 2019.
4. Harrison Ferrone,” Learning C# by Developing Games with Unity”, Packt Publishing, 2018.

**ONLINE LEARNING MATERIALS**

1. <https://learn.unity.com/>
2. <https://community.unity.com/>

**Signature of BOS Chairman-CSE**

L	T	P	J	C
2	0	2	0	3

**COURSE OUTCOMES**

After successful completion of this course, the students should be able to

- CO1:** Explain the Blender interface and workflow fundamentals to organize and manage 3D game scenes effectively.[K2]
- CO2:** Apply advanced 3D modelling techniques to develop detailed game-ready models using curves, sculpting, and modifiers.[K3]
- CO3:** Illustrate rigging and skinning concepts to demonstrate character animation using bones and weight painting.[K3]
- CO4:** Analyze various lighting and rendering setups to identify their impact on the visual quality and performance of game environments.[K4]
- CO5:** Compare texturing and shading methods for VR deployment to assess their suitability and optimize materials for immersive gameplay experiences.[K4]

**Pre-requisite : NIL**

COs	CO/PO MAPPING (S/M/W indicates strength of correlation) S-Strong, M-Medium, W-Weak											CO/PSO Mapping			
	PROGRAMME OUTCOMES (POs)											PSOs of CSE			
	PO 1	PO 2	PO 3	PO 4	PO 5	PO 6	PO 7	PO 8	PO 9	PO 10	PO 11	PO 12	PS O1	PS O2	PS O3
CO1	M				S								S		
CO2			S		S								S		
CO3			M		S								S		
CO4			M		S								S		
CO5			S		S								S		

**COURSE ASSESSMENT METHODS**

<b>DIRECT</b>
1. Continuous Assessment Test I, II
2. Lab Assignment, Lab assessment, Quiz, Assignment, Written tests (Theory)
3. End Semester Examination
<b>INDIRECT</b>
1. Course-end survey

**THEORY COMPONENT CONTENTS****BLENDER INTERFACE AND WORKFLOW FUNDAMENTALS****6 Hours**

Overview of Blender's user interface - Understanding the layout of workspaces and editors - Navigating the 3D viewport - Object selection and transformation tools- Organizing scenes using collections, parenting, and layers - Customizing shortcuts and creating efficient workflows - Saving and managing Blender projects and preferences - Introduction to topology: vertices, edges, faces, and how topology affects modelling and animation.



**Signature of BOS Chairman-CSE**

## **ADVANCED 3D MODELLING TECHNIQUES**

**6 Hours**

Curves and surface modelling using Bezier and NURBS - Lofting, extruding, and converting curves to mesh - Hard surface modelling using Boolean operations and edge control – Modifiers and its uses - Organic modelling using sculpting tools - Sculpting with Dyntopo and Multi resolution modifier - Non-destructive modelling techniques using modifier stacks.

## **RIGGING AND SKINNING**

**6 Hours**

Introduction to rigging and armatures - Creating bone structures and hierarchies - Forward Kinematics and Inverse Kinematics concepts - Skinning and automatic weight assignment - Manual weight painting for better control - Basic posing and deformation testing.

## **LIGHTING AND RENDERING IN BLENDER**

**6 Hours**

Types of lights: Point, Spot, Area, Sun, Emission - Importance of realistic lighting: shadows, reflection, refraction - Render engines: Eevee vs. Cycles - Render settings: resolution, samples, denoising - HDRI lighting and environment maps - Light probes and global illumination - Basic post-processing: color grading, bloom, glare using Blender compositor.

## **TEXTURING, SHADING, AND VR DEPLOYMENT**

**6 Hours**

Shader Editor and node-based material system - PBR materials: Diffuse, Roughness, Metallic, Normal Maps - Procedural texturing: Noise, Gradient, Voronoi - UV mapping techniques and texture painting - Creating complex materials: Glass, Metal, Fabric - Using Blender's material libraries - Exporting scenes for VR platforms - Building a basic VR environment in Blender.

## **LAB CONTENTS:**

**30 Hours**

1. Organize a scene by grouping objects into collections and setting up basic parent-child relationships for objects.
2. Create a simple object using Bezier curves and convert it to mesh for further editing.
3. Model a mechanical object using modifiers and NURBS.
4. Sculpt a simple organic object using basic sculpting brushes and the Dyntopo feature.
5. Create a basic armature for a simple object and apply it to the mesh.
6. Assign automatic weights to a simple model and test the deformations by posing the rigged object.
7. Apply Inverse Kinematics to a simple armature and test the control by rotating bones in the chain.
8. Set up a scene with different light types and test their effects on shadows.
9. Render a simple scene using both Eevee and Cycles, adjusting settings such as samples and resolution.
10. Apply an HDRI environment map to a scene and adjust the settings for realistic lighting and reflections.
11. Create a simple PBR material for an object using the Shader Editor.
12. Create a basic procedural texture using noise and Voronoi in the Shader Editor.
13. Create a 3D object and apply a realistic Glass, Metal, and Fabric Materials

<b>Theory: 30</b>	<b>Tutorial: 0</b>	<b>Practical: 30</b>	<b>Project: 0</b>	<b>Total: 60 Hours</b>
-------------------	--------------------	----------------------	-------------------	------------------------



**Signature of BOS Chairman-CSE**

**REFERENCES:**

1. Allan Brito (2022). Blender 3.0: The Beginner's Guide. Blender Institute.
2. Williamson, B. (2021). Blender 3D: Noob to Pro. WikiBooks.
3. Chris Totten (2021). Game Character Creation with Blender and Unity.
4. Hess, R. (2019). Blender Foundations: The Essential Guide to Learning Blender 2.6. Focal Press
5. <https://studio.blender.org/welcome/>
6. <https://cgcookie.com/courses>

**ONLINE COURSES:**

1. <https://www.udemy.com/course/blendertutorial/>



**Signature of BOS Chairman-CSE**

L	T	P	J	C
2	0	2	0	3

**COURSE OUTCOMES**

After successful completion of this course, the students should be able to

- CO1:** Understand the fundamentals of AI/ML techniques and explain the different types of AI used in game design.[K2]
- CO2:** Apply pathfinding algorithms like A\* and Dijkstra, and decision-making systems such as state machines and behavior trees in game scenarios.[K3]
- CO3:** Analyze the use of supervised, unsupervised, and reinforcement learning techniques in player behavior prediction and procedural content generation.[K4]
- CO4:** Apply machine learning to develop dynamic game worlds, NPC behaviors, and natural language processing systems in game environments.[K3]
- CO5:** Analyze the effectiveness of AI/ML techniques in automated game testing, performance optimization, and in-game analytics.[K4]

**Pre-requisite : NIL**

	CO/PO MAPPING (S/M/W indicates strength of correlation) S-Strong, M-Medium, W-Weak										CO/PSO Mapping				
	PROGRAMME OUTCOMES (POs)										PSOs of CSE				
	PO 1	PO 2	PO 3	PO 4	PO 5	PO 6	PO 7	PO 8	PO 9	PO 10	PO1 1	PO1 2	PS O1	PS O2	PS O3
<b>CO1</b>	S				M								M		
<b>CO2</b>			S		S								S		
<b>CO3</b>					S								M		
<b>CO4</b>			S		S								S		
<b>CO5</b>			M		S								S		

**COURSE ASSESSMENT METHODS**

<b>DIRECT</b>
1. Continuous Assessment Test I, II 2. Lab Assignment, Lab assessment, Written tests (Theory) 3. End Semester Examination
<b>INDIRECT</b>
1. Course-end survey

**THEORY COMPONENT CONTENTS****INTRODUCTION TO AI/ML IN GAMES****6 Hours**

Overview of Artificial Intelligence and Machine Learning - Role of AI and its importance in games- Types of AI: Reactive AI, Proactive AI, and Hybrid AI -Role of ML in games- Types of ML: Supervised, Unsupervised, and Reinforcement Learning - Key algorithms in game AI: Pathfinding, decision trees, finite state machines, and utility-based AI - The difference between classical AI and AI/ML in gaming.

**PATHFINDING AND DECISION MAKING****6 Hours**

Introduction to pathfinding: A\* and Dijkstra algorithms - Heuristic-based search and cost-based search - Decision-making systems in games: State machines and behavior trees - Utility-based AI for NPCs: Simple decision-making models - AI for dynamic environments and procedural generation in games - Case studies: Pathfinding in action games.



**Signature of BOS Chairman-CSE**

**MACHINE LEARNING FOR GAME DESIGN****6 Hours**

Introduction to ML techniques in game development - Supervised learning for player behavior prediction - Unsupervised learning for procedural content generation - Reinforcement learning: Training agents to play games - Neural networks and deep learning in game AI - Case study: DeepMind's AlphaGo and its application in strategy games.

**AI FOR GAME CHARACTERS AND DYNAMIC WORLDS****6 Hours**

AI-driven character behavior: Dialogue systems, emotion recognition, and adaptive NPC interactions - Machine learning for dynamic game world generation - Procedural content generation using AI: Levels, items, quests - Natural language processing in games: AI-driven conversation systems - Machine learning for creating realistic AI-driven animations.

**AI/ML IN GAME TESTING AND OPTIMIZATION****6 Hours**

AI and ML for automated game testing: Simulating player behavior for QA - AI for testing gameplay balance: Evaluating game difficulty - Machine learning for bug detection and pattern recognition in game code - AI-based optimization for game performance: Load balancing, AI decision-making speed - Using ML for analyzing player data: In-game analytics and personalized content.

**LAB CONTENTS:****30 Hours**

1. Exploring AI Applications in Popular Video Games
2. Implementing a basic finite state machine or pathfinding algorithm
3. Implementing A\* pathfinding for NPC navigation in a simple game environment
4. Building a basic decision tree for an NPC in a simple game scenario
5. Using a supervised learning model to predict player behavior
6. Implementing a reinforcement learning agent that learns to navigate a game environment.
7. Implementing a basic AI-driven NPC interaction system
8. Using ML techniques to generate random game levels or content
9. Experimenting with procedural animation or behavior generation
10. Developing an AI-driven testing agent to simulate a variety of player strategies
11. Implementing basic performance optimizations using machine learning insights
12. Collecting player data for feedback and adaptive game design

<b>Theory: 30</b>	<b>Tutorial: 0</b>	<b>Practical: 30</b>	<b>Project: 0</b>	<b>Total: 60 Hours</b>
-------------------	--------------------	----------------------	-------------------	------------------------

**REFERENCES:**

1. Millington, I., & Funge, J. (2009). Artificial Intelligence for Games (2nd ed.). CRC Press.
2. Laird, J. E., & van Lent, M. (2001). Learning from Experience in Game AI. IEEE Intelligent Systems, 16(2), 27–35.
3. Shaker, N., Togelius, J., & Nelson, M. J. (2016). Procedural Content Generation in Games. Springer.
4. Brockington, P., & Montague, L. (2017). Game AI Pro: Collected Wisdom of Game AI Professionals. CRC Press.
5. <https://www.gamedeveloper.com/programming>
6. <https://towardsdatascience.com/tagged/game-development>

**Signature of BOS Chairman-CSE**

7. <https://deepmind.com/research/highlighted-research/alphago>
8. <https://www.gameapro.com/>

**ONLINE COURSES:**

1. [ColumbiaX: Artificial Intelligence \(AI\) | edX](#)
2. <https://www.udemy.com/course/artificial-intelligence-in-unity/>



**Signature of BOS Chairman-CSE**

**COURSE OBJECTIVES:**

- Explain the key principles of game design, including mechanics, dynamics, aesthetics, and documentation required for conceptualizing games.
- Identify the essential Unreal Engine tools and workflows needed for world building, lighting, sound, and team collaboration.
- Implement level layouts, Blueprint logic, and core gameplay interactions for character and camera systems.
- Demonstrate the use of visual design, audio elements, and UI/UX principles to enhance player experience.
- Construct a complete game prototype by integrating assets, systems, and deployment processes.

**COURSE OUTCOMES:**

**After Successful completion of this course, the students will be able to:**

- CO1:** Understand the basic principles of game design, game mechanics, and the iterative design process to create interesting game ideas.[K2]
- CO2:** Apply Unreal Engine tools to build game worlds with proper lighting, sound, and collaboration features.[K3]
- CO3:** Develop game logic, character controls, and camera systems using Blueprint visual scripting.[K3]
- CO4:** Integrate 3D models, animations, audio, and user interface elements to develop cohesive and engaging game scenes.[K3]
- CO5:** Develop a complete game project by building a prototype, testing it iteratively, and preparing it for deployment.[K3]

**Pre-requisites: Nil**

CO/PO Mapping												
(S/M/W indicates strength of correlation) S-Strong, M-Medium, W-Weak												
COs	Programme Outcomes(POs)											
	PO1	PO2	PO3	PO4	PO5	PO6	PO7	PO8	PO9	PO10	PO11	PO12
CO1	S	M										
CO2		M	S	S								
CO3			S	S								
CO4			S	S								
CO5			S									

**COURSE ASSESSMENT METHODS:**

<b>DIRECT</b>
1. Project 2. Project presentation/Report 3. Lab Assignments 4. Demo presentations 5. Quiz/peer review(optional)
<b>INDIRECT</b>



Signature of BOS Chairman-CSE



**INTRODUCTION TO GAME DESIGN LAB****18 Hours**

- Game Design: Principles, core mechanics, and aesthetics
- Designing Your First Game: Ideation, concept creation, pitching
- Iterative Process: Prototyping, testing, refining
- Documentation: Creating Game Design Documents (GDD)

**Lab Tasks:**

1. Create a simple game concept sheet including core mechanics and game goals.
2. Develop multiple game ideas and pitch one in a short presentation.
3. Build a paper prototype and conduct a brief playtest to gather feedback.
4. Create a structured Game Design Document (GDD) for the selected game idea.

**UNREAL ENGINE FUNDAMENTALS LAB****18 Hours**

- Unreal Engine interface, navigation, and project setup
- World Building: Level layout, environment creation, asset placement
- Lighting & Sound: Shadows, ambience, SFX
- Collaboration: Version control workflow, asset sharing
- Core Engine Tools and Components
- Creating a basic playable scene

**Lab Tasks :**

1. Set up a new Unreal Engine project and explore the interface, tools, and navigation.
2. Design a small environment using terrain, meshes, foliage, and basic level layout.
3. Add lighting systems and ambient sound effects to create mood and atmosphere.
4. Build a simple playable scene and share the project using version control (Git/LFS).

**LEVEL DESIGN & BLUEPRINT SCRIPTING LAB****18 Hours**

- Level Design: Pacing, spatial storytelling, player guidance
- Grayboxing: Blockout layouts using basic geometry
- Blueprint Basics: Interface, nodes, logic flow
- Blueprint Communication
- Character, Controls, and Cameras
- Gameplay Mechanics: Triggers, pickups, interactions

**Lab Tasks:**

1. Build a grayboxed level layout focusing on player flow and exploration.
2. Implement basic Blueprint logic for player movement and camera control.
3. Create Blueprint events to enable object interactions (doors, switches, triggers).
4. Develop collectible or pickup mechanics using Blueprint communication.

**VISUAL, AUDIO, UI & UX DESIGN LAB****18 Hours**

- Visual Art Styles, 3D Models, Animations, VFX
- Audio Design: SFX, ambience, music
- UI: HUDs, menus, modular components
- UX: Accessibility, feedback, game loop principles

**Signature of BOS Chairman-CSE**

**Lab Tasks :**

1. Apply materials, textures, and simple animations to objects in the game scene.
2. Integrate audio elements such as footsteps, ambient loops, and interaction sounds.
3. Design and implement a HUD (health bar, score, prompts) and a basic main menu UI.
4. Conduct a UX evaluation and refine UI/UX based on player feedback.

**GAME DEVELOPMENT, PROTOTYPING & DEPLOYMENT LAB****18 Hours**

- Preproduction: Scope, planning, task breakdown
- Implementation: Integrating levels, Blueprints, visuals, audio, UI
- Game Modes: Rules, scoring, objectives
- Building a final playable prototype

**Lab Tasks:**

1. Create a production plan and asset list for the final game prototype.
2. Assemble all assets (levels, characters, UI, audio) into a cohesive game build.
3. Implement game rules, scoring system, and objectives using Blueprints.
4. Package and deploy the final playable build for testing and feedback.

<b>Theory: 0</b>	<b>Tutorial: 0</b>	<b>Practical: 90</b>	<b>Project: 0</b>	<b>Total: 90 Hours</b>
------------------	--------------------	----------------------	-------------------	------------------------

**REFERENCES**

1. Jesse Schell, The Art of Game Design: A Book of Lenses, Fourth Edition, CRC Press, 2023.
2. Andrew Rollings & Ernest Adams, Fundamentals of Game Design, Third Edition, Pearson, 2013.
3. David Nixon, Blueprints Visual Scripting for Unreal Engine, Packt Publishing, 2021.
4. David Kim & Clinton Crumpler, Unreal Engine 5 Game Development: Essential Guide to Building Games, Packt Publishing, 2022.
5. Ashish Amresh & Alex Okita, Unreal Game Development, Cengage Learning, 2010.

**ONLINE COURSES**

1. <https://www.coursera.org/specializations/game-design>
2. <https://dev.epicgames.com/community/learning>
3. <https://docs.unrealengine.com>
4. <https://www.coursera.org/professional-certificates/epic-games-game-design-professional-certificate>

**Signature of BOS Chairman-CSE**

# **IOT, EDGE AND UAV**



**Signature of BOS Chairman-CSE**

### COURSE OUTCOMES

After successful completion of this course, the students should be able to

- CO1:** Identify the internal architecture and programming of an embedded processor. [K3]
- CO2:** Utilize the basic architecture of Internet of Things based Devices [K3]
- CO3:** Make use of hardware platforms and AI Enabled Boards for application development. [K3]
- CO4:** Choose the software platforms to process the IoT Data.[K3]
- CO5:** Build an embedded and IoT Solution for real world scenarios[K5]

**Pre-requisite :** U18CSI2202 / Digital Logic and Microprocessor

COs	CO/PO MAPPING (S/M/W indicates strength of correlation) S-Strong, M-Medium, W-Weak												CO/PSO Mapping		
	PROGRAMME OUTCOMES (POs)												PSOs of CSE		
	PO 1	PO 2	PO 3	PO 4	PO 5	PO 6	PO 7	PO 8	PO 9	PO 10	PO 11	PO 12	PS O1	PS O2	PS O3
<b>CO1</b>	S	S		S	M								S	M	
<b>CO2</b>	S		S										S		
<b>CO3</b>	S	M	M	M									S		
<b>CO4</b>	S		S		S	M		M		M				S	
<b>CO5</b>	S	S		M	M	S			M				M		S

### COURSE ASSESSMENT METHODS

<b>DIRECT</b>
1. Continuous Assessment Test I, II 2. Lab Assignment, Lab assessment, Written tests (Theory) 3. End Semester Examination
<b>INDIRECT</b>
1. Course-end survey

### THEORY COMPONENT CONTENTS

#### **EMBEDDED AND MICROCONTROLLER CONCEPTS**

**7 Hours**

Introduction to embedded processors-Categories of embedded processors-Architecture- Introduction to PIC microcontrollers, architecture and memory organization, registers, I/O ports, interrupts, timer, instruction sets, Embedded Communication Protocols – UART, USART,I2C, SPI, Modbus-Introduction to Real-Time Operating Systems (RTOS)- RTOS Architecture: Layered Architecture of an RTOS -Kernel Components and Their Functions-Real-Time Operating System Services

#### **INTERNET OF THINGS**

**5 Hours**

Introduction to Internet of Things (IoT), Functional Characteristics, IoT building blocks - Architecture and working - Elements of an IoT ecosystem-IOT Application Development Cycle-Technology drivers, Business drivers, Trends and implications -Recent Trends in the Adoption of IoT, Role of cloud in IoT. IoT Enabling Technologies



**Signature of BOS Chairman-CSE**

**HARDWARE PLATFORMS FOR IOT****6 Hours**

Development Boards -Arduino, Raspberry Pi, ESP8266, AI Enabled Boards (Jetson Boards for IoT development), Sensors and actuators -Types-Functions, and applications: Gateways- connectivity options for Short range/Long range Communication- IoT device communication protocols Overview.

**SOFTWARE DEVELOPMENT FOR IOT****6 Hours**

IDEs for IoT prototyping- Arduino Programming - Arduino functions- Interfacing with sensors and actuators-Libraries -Input/Output From Pins - Raspberry Pi platform -Environmental -Programming and interfacing with basic hardware components. Open Platforms- Platforms Overview- IBM Watson IoT— Bluemix, Eclipse IoT, AWS IoT, Microsoft Azure IoT Suite, Google Cloud IoT

**APPLICATION DEVELOPMENT****6 Hours**

Development of IoT Applications - Cloud platforms for IoT, Cloud data logging and monitoring, Interfacing with web services.

IOT Prototyping - Home Automation –Smart Agriculture – Smart Cities – Smart Healthcare.

**LAB CONTENTS:****30 Hours**

To understand the IoT tools and Platforms. Build a basic home automation system. IoT solution for agriculture, IoT-based smart parking system, Smart Cities - Smart Waste Management, Smart Street Lights, Healthcare - Baby Monitoring.

Sample Experiment:

1. Embedded C Programming and Interfacing with various peripherals
2. Integration of Actuators with node MCU (Servo motor/Relay).
3. Capture Image with node MCU.
4. Explore different communication methods with IoT devices (Zigbee, GSM, Bluetooth).
5. Make use of cloud platform to log the data.
6. Build a basic home automation system using IoT devices.
7. Develop an IoT solution for agriculture.
8. Design an IoT-based smart parking system.

**Theory: 30****Tutorial: 0****Practical: 30****Project: 0****Total: 60 Hours****REFERENCES:**

1. Perry Xiao, Designing Embedded Systems and the Internet of Things (IoT) with the ARM mbed, 1119363993, Wiley, First Edition, 2018.
2. Robert Barton, Patrick Grossetete, David Hanes, Jerome Henry, Gonzalo Salgueiro, “IoT Fundamentals: Networking Technologies, Protocols, and Use Cases for the Internet of Things”, CISCO Press, 2017.
3. Raj Kamal , “ Internet of Things: Architecture and Design”, McGraw Hill.2nd edition June 2022.
4. Arduino Programming in 24 hours, Richard Blum, 1st Edition, ISBN: 978-0672337123, Sams Tech Yourself Publishing.2014
5. Adrian McEwen, Hakin Cassimally, “Designing The Internet of Things”, First Edition, Wiley, 2014

**ONLINE COURSES:**

1. [https://onlinecourses.nptel.ac.in/noc22\\_cs53/preview](https://onlinecourses.nptel.ac.in/noc22_cs53/preview)
2. <https://www.coursera.org/learn/iot-wireless-cloud-computing>
3. <https://www.udemy.com/course/complete-guide-to-build-iot-things-from-scratch-to-market/>

**Signature of BOS Chairman-CSE**

L	T	P	J	C
2	0	0	2	3

**COURSE OUTCOMES**

**After successful completion of this course, the students should be able to**

- CO1:** Explain the core concepts, challenges, and opportunities in the design and deployment of Internet of Things (IoT) systems [K2].
- CO2:** Analyze suitable hardware components such as sensors, microcontrollers, and power sources for specific IoT applications [K4].
- CO3:** Design energy-efficient IoT architectures using appropriate energy harvesting and power management techniques [K3].
- CO4:** Develop IoT applications using relevant communication protocols such as MQTT, CoAP, and AMQP for efficient data transmission [K3].
- CO5:** Evaluate IoT system performance in terms of scalability, reliability, and security through case studies and prototype demonstrations [K3]

**Pre-requisite: Nil**

COs	CO/PO MAPPING (S/M/W indicates strength of correlation) S-Strong, M-Medium, W-Weak												CO/PSO Mapping		
	PROGRAMME OUTCOMES (POs)												PSOs		
	PO1	PO2	PO3	PO4	PO5	PO6	PO7	PO8	PO9	PO10	PO11	PO12	PSO1	PSO2	PSO3
<b>CO1</b>	M	M										M			
<b>CO2</b>	M			M									M		
<b>CO3</b>			M		M									M	
<b>CO4</b>			M		M					M					
<b>CO5</b>		M		M										M	

**COURSE ASSESSMENT METHODS**

<b>DIRECT</b>
1. Continuous Assessment Test I, II 2. Lab Assignment, Lab assessment, Written tests (Theory) 3. End Semester Examination
<b>INDIRECT</b>
1. Course-end survey

**THEORY COMPONENT CONTENTS****FUNDAMENTALS OF IOT AND CHALLENGES****6 Hours**

Introduction to IOTs - Improving Quality of Life. Challenges to solve in IOTs - Energy / Power, Data Explosion, Security



**Signature of BOS Chairman-CSE**

**IOT SYSTEM ARCHITECTURE AND DESIGN** **6 Hours**

System design of an IOT System - Power supply, Processor, Memory Sensor Interface. Wireless Interfaces - LAN - BLE, Wi-Fi, RFID, LP WAN - LORA, LTE-M, Sigfox, NB-IOT.

**POWER MANAGEMENT AND ENERGY HARVESTING** **6 Hours**

Power supply design - LDOs, Switching regulators - BuckBoost Converters, Energy Measurements. Energy harvesting and battery life calculation - PV, RF, Kinetic Energy, TEGs, aeroelastic flutter, Harvesting ICs in silicon

**COMMUNICATION PROTOCOLS FOR IOT** **6 Hours**

IOT Protocols - IoT MAC, REST based COAP, Publish subscribe- MQTT, AMQP, MDNS, Building an IOT System - Application based Microcontroller selection.

**IOT CASE STUDIES AND APPLICATIONS** **6 Hours**

Joule Jotter, Cloud Based Systems

**PROJECT COMPONENT: INTEGRATED IOT SYSTEM DESIGN** **30 Hours**

To design and implement a complete IoT system addressing a real-world problem. It involves conceptualizing the architecture, selecting appropriate sensors, power sources, and wireless technologies, and ensuring efficient energy management and harvesting.

To implement core IoT communication protocols and integrate the system with a cloud platform for data visualization and interaction. A functional prototype will be developed, emphasizing usability, scalability, and low-power design.

<b>Theory</b>	<b>30</b>	<b>Tutorial</b>	<b>0</b>	<b>Practical</b>	<b>0</b>	<b>Project</b>	<b>30</b>	<b>Total</b>	<b>60</b>
<b>Hours:</b>		<b>Hours:</b>		<b>Hours:</b>		<b>Hours:</b>		<b>Hours:</b>	

**REFERENCES**

1. James, A. (2020). IoT system design: Project-based approach. Springer.
2. Agarwal, D., Verma, K., & Urooj, S. (2022). Energy harvesting: Enabling IoT transformations. CRC Press.
3. Shabaz, M., & Suhaib, M. (2021). Building IoT systems: Design scalable IoT systems from edge to cloud. Springer.
4. Madan, J., Yadav, D., & Gupta, A. (2023). IoT system design: Measurement, instrumentation, and smart systems. Springer.
5. Vasseur, J.-P., & Dunkels, A. (2010). Interconnecting smart objects with IP: The next Internet. Morgan Kaufmann.
6. Rowland, C., Goodman, E., Charlier, M., Light, A., & Lui, A. (2015). Designing connected products: UX for the consumer Internet of Things. O'Reilly Media.

**Web Links**

1. <https://link.springer.com/book/10.1007/978-3-030-85863-6>
2. <https://www.routledge.com/Energy-Harvesting-Enabling-IoT-ransformations/Agarwal-Verma-Urooj/p/book/9781032349251>
3. [https://link.springer.com/book/10.1007/979-8-8688-1212-5?utm\\_](https://link.springer.com/book/10.1007/979-8-8688-1212-5?utm_)
4. [https://www.amazon.in/IoT-System-Design-Measurement-Instrumentation/dp/3030858626?utm\\_](https://www.amazon.in/IoT-System-Design-Measurement-Instrumentation/dp/3030858626?utm_)
5. <https://www.oreilly.com/library/view/designing-connected-products/9781491922197/>



**Signature of BOS Chairman-CSE**

### **Online Resources**

1. <https://nptel.ac.in/courses/108108098>
2. <https://www.coursera.org/learn/iot-architecture>
3. <https://www.coursera.org/learn/iot-communications>
4. <https://www.coursera.org/learn/iot-software-architecture>
5. <https://www.coursera.org/learn/advanced-iot-systems-and-industrial-applications-course-3>



**Signature of BOS Chairman-CSE**



**COURSE OUTCOMES**

**After successful completion of this course, the students should be able to**

- CO1:** Apply the fundamentals of IoT to design basic embedded systems using microcontrollers, circuit components, and data-encoding techniques. [K3]
- CO2:** Implement communication and modulation techniques for low-power IoT devices. [K3]
- CO3:** Configure wired and IP-based network architectures and device discovery protocols for IoT systems. [K3]
- CO4:** Implement cloud SDKs, CLI tools, IAM configurations to deploy and monitor IoT applications on Cloud. [K3]
- CO5:** Apply security mechanisms for IoT hardware, firmware, sensors, and cloud services to build secure end-to-end IoT systems. [K3]

**Pre-requisite: Nil**

Cos	CO/PO MAPPING (S/M/W indicates strength of correlation) S-Strong, M-Medium, W-Weak												CO/PSO Mapping		
	PROGRAMME OUTCOMES (POs)												PSOs		
	PO1	PO2	PO3	PO4	PO5	PO6	PO7	PO8	PO9	PO10	PO11	PO12	PSO1	PSO2	PSO3
<b>CO1</b>	S		M		M								S		
<b>CO2</b>		S	M		M									M	
<b>CO3</b>		S	M		M									M	
<b>CO4</b>	S		M		M				M					M	
<b>CO5</b>	S				M		M						S		

**COURSE ASSESSMENT METHODS**

<b>DIRECT</b>
1. Continuous Assessment Test I, II 2. Lab Assignment, Lab assessment, Written tests (Theory) 3. End Semester Examination
<b>INDIRECT</b>
1. Course-end survey

**THEORY COMPONENT CONTENTS****INTRODUCTION****6 Hours**

Overview of IOT Application Development - Introduction to Internet of Things -IoT Hardware-Circuit Design - IoT Device Architecture: Integrated Circuits- Data Encoding Challenges and approaches- Microcontrollers-Programmable Circuits-IoT Platform Design and Programming.



**Signature of BOS Chairman-CSE**

## **IOT COMMUNICATION**

**6 Hours**

Radio Frequency Communications-Antenna Design-Signal Propagation- Attenuation-Spectrum Division-Modulation- Media Access protocol: Collision Detection and Resolution-Power Saving Algorithms-Power MAC Algorithms- routing-Service discovery.

## **IOT NETWORKING**

**6 Hours**

Wired Networking Overview-Reference Architectures for IoT-Layer 2 and Layer 3 Networking-L2 Switching vs L3 Routing- Ethernet Forwarding-Ethernet Learning Switches-Network Virtualization with VLANs-VLAN Configuration Encapsulation- Ethernet & IPv4 Headers, TCP header-Internet Addressing-Address Discovery Protocols-Dynamic Host Configuration Protocol-Networking Devices-Device Types

## **DEPLOYING IOT IN CLOUD**

**6 Hours**

Cloud APIs -Google Cloud SDK-Google Cloud CLI-Cloud Client Libraries- Cloud Shell and Cloud Code-Cloud Storage and databases: Authorization with Cloud IAM-Authenticating to Google APIs and service Accounts-authentication method-using Secret Manager- Overview of Machine Learning Models-Deploying -Monitoring and performance Tuning.

## **DEVELOPING SECURE IOT APPLICATION**

**6 Hours**

IOT security basics- Device security -Network security for IOT devices- IoT Application security - Secure hardware design for IoT devices- Firmware development -Secure sensors Integration and data Processing -Secure IoT Services and Cloud Platform.

## **LAB CONTENTS:**

**30 Hours**

Create a real-time IoT application using IoT hardware programming, communication, network configuration, cloud deployment, and secure device integration. Deploy the IoT project to make it operational and accessible by users

### **Sample Experiment:**

- Interface and programming IoT hardware and circuits
- Implement communication and MAC techniques
- Configure wired and wireless IoT networks
- Deploy IoT workloads using Google Cloud SDK and APIs
- Apply secure design, authentication, and firmware security practices (e.g., Smart Home Control, smart framing)

**Theory: 30**

**Tutorial: 0**

**Practical: 30**

**Project: 0**

**Total: 60 Hours**

## **REFERENCES:**

1. "Building the Internet of Things: Implement New Business Models, Disrupt Competitors, Transform Your Industry" by Maciej Kranz, ISBN: 978-1-119-28568-7, 2016.
2. "IOT Deployment Handbook: A practical Guide to Implementing Successful IOT Projects" By Richard G. Brown, 2022
3. "Internet of Things: A Hands-On Approach", Arshdeep Bahga, Vijay Madisetti, Publisher Universities Press, 2016



**Signature of BOS Chairman-CSE**

4. “The Internet of Things: Key Applications and Protocols”, Olivier Hersent, David Boswarthick, Omar Elloumi, Wiley Publication, 2012
5. “Computer Networking: A Top-Down Approach”, James F. Kurose, Keith W. Ross: Pearson Publication, 2021.
6. “Google Cloud IoT: End-to-End Implementation Guide”, Balaji Chattopadhyay, Packt Publishing: 2021

**ONLINE COURSES:**

1. Developing Applications with Google Cloud: Foundations | Coursera
2. Hands-on Internet of Things | Coursera
3. <https://www.coursera.org/learn/developing-secure-iot-applications?msockid=3de4fc32da0261e02866ef3ddbaf6034#modules>



**Signature of BOS Chairman-CSE**

**COURSE OUTCOMES**

After successful completion of this course, the students should be able to

**CO1:** Make use of 3D printing technologies and realize the

applications[K3] **CO2:** Identify 3D printing process chain in additive manufacturing. [K3].

**CO3:** Develop proficiency in using 3D modelling software. [K3]

**CO4:** Identify various issues involves in common 3D printing techniques [K3]

**CO5:** Apply the concepts of advanced 3D printing techniques to develop applications [K3]

**Pre-requisite:** Nil

COs	CO/PO MAPPING (S/M/W indicates strength of correlation) S-Strong, M-Medium, W-Weak												CO/PSO Mapping		
	PROGRAMME OUTCOMES (POs)												PSOs		
	PO1	PO2	PO3	PO4	PO5	PO6	PO7	PO8	PO9	PO10	PO11	PO12	PSO1	PSO2	PSO3
<b>CO1</b>	S												S		
<b>CO2</b>		S			M							M	S		
<b>CO3</b>		M			M							M	M		
<b>CO4</b>	S				M					M			S		
<b>CO5</b>	S	M			M					M					M

**COURSE ASSESSMENT METHODS**

<b>DIRECT</b>
1. Continuous Assessment Test I, II 2. Lab Assignment, Lab assessment, Written tests (Theory) 3. End Semester Examination
<b>INDIRECT</b>
1. Course-end survey

**THEORY COMPONENT CONTENTS****INTRODUCTION TO 3D PRINTING****5 Hours**

Overview of 3D Printing technology - Historical background and advancements – 3D printers- Workflow of 3D Printing – Modelling Software for 3D printers – Materials used for 3D printing – Application in 3D printing - Case Studies of 3D printing: Normal 3D printed Ear Buds, Shapes 3D printed marketplace, Francis Bitonti 3D printed Dress – Paul Braun 3D Printed Battery.

**3D PRINTING PROCESS CHAIN AND PHOTOPOLYMERIZATION PROCESSES****7 Hours**

Introduction to Additive Manufacturing – Formative vs Subtractive vs Additive Manufacturing – Additive Manufacturing Process – Classification of Additive Manufacturing – Steps in 3D printing : Modelling , Tessellation , Slicing , Support , Tool pathway , Manufacturing and Post-



**Signature of BOS Chairman-CSE**

Processing - Material Extrusion in FDM vs Composite Materials – Introduction to Photopolymerization: Material Jetting vs Stereolithography – Reaction Rates – Resin Curing and Scan Patterns – Vector Scan & Micro Stereolithography – Mask Projection and Two-Photon Photopolymerization Technologies.

### **3D DESIGNING**

**7 Hours**

Introduction to 3D modelling software – Creating 3D models and basic geometric shapes – CAD tools and parametric modelling – Developing complex structures and assemblies – File formats and Reverse Engineering concepts; Preparing models for 3D printing – Design considerations, mesh repair, and STL file handling – Model slicing, support generation, and tool path creation – Layer height, resolution, and print bed adhesion techniques – Orientation and surface finish optimization; Overview of 3D printers and essential software tools such as Creality, Ultimaker Cura, PrusaSlicer, Slic3r, MeshLab, and OctoPrint.

### **TROUBLESHOOTING AND CALIBRATION**

**6 Hours**

Components and systems of FDM and SLA printers – Motion system coordination and control mechanisms – Electronics interface and calibration menus – Extrusion process and build plate adhesion methods – Material handling and storage practices – Identifying and resolving common print issues – Adjusting print settings for accuracy and surface quality – Performing hardware and software calibration – Troubleshooting procedures and preventive maintenance for reliable printing.

### **ADVANCED 3D PRINTING TECHNIQUES**

**5 Hours**

Overview of advanced 3D printing methods – Multi-Material Unit (MMU) and multi-color printing – 3D scanning and digital reconstruction techniques – Point cloud generation and mesh refinement using Cloud Compare – Techniques for high-resolution and large-scale printing – Optimization of print accuracy, surface finish, and material efficiency

### **LAB CONTENTS:**

**30 Hours**

This lab component focuses on teaching students the fundamentals of 3D printing and design, using various printing techniques, materials, and post-processing methods. Students will engage in hands-on experiments to understand the complete process of 3D printing, from design to troubleshooting.

### **Sample Experiments:**

1. 3D Modeling with Basic Shapes: Introduction to 3D modeling software and creation of basic geometric shapes.
2. FDM Printing Basics and SLA Comparison: Use an FDM printer for a simple model, then print the same model with an SLA printer for comparison.
3. Calibrating and Optimizing 3D Printers: Learn to calibrate FDM printers, including bed leveling and extruder settings. Also, cover basic SLA printer settings.
4. Model Correction and Preparation: Identify and correct common 3D model issues, preparing the model for efficient printing.
5. Orientation and Support Structure Analysis: Experiment with model orientations and support structures for both FDM and SLA printing.
6. Choosing the Best Printing Method: Analyze a 3D model to determine the most suitable printing method, considering the model's geometry and application.
7. Post-Processing Techniques: Learn post-processing techniques for both FDM (like sanding and painting) and SLA prints (including resin curing and support removal).



**Signature of BOS Chairman-CSE**

8. Troubleshooting 3D Printers: Identify and resolve common issues in both FDM and SLA printing.
9. Material Analysis and Application: Study different printing materials for FDM and SLA, understanding their properties, strengths, and use cases.
10. Efficiency and Precision in 3D Printing: Focus on recreating a provided 3D model with precision and optimizing print settings for efficiency within a time limit.

<b>Theory: 30</b>	<b>Tutorial: 0</b>	<b>Practical: 30</b>	<b>Project: 0</b>	<b>Total: 60 Hours</b>
-------------------	--------------------	----------------------	-------------------	------------------------

## REFERENCES

1. “Mastering 3D Printing:A Guide to Modeling,Printing and Prototyoinng” by Joan Horvath,Rich Camerona,published in May 2020.
2. “3D Printing Failures: How to Diagnose and Repair ALL Desktop 3D Printing Issues" by Sean Aranda and David Feeney published in January 2020.
3. “Additive Manufacturing Technologies: Rapid Prototyping to Direct Digital Manufacturing by Ian Gibson, David W Rosen, Brent Stucker published in 2010.
- 4 “Rapid Prototyping: Principles & Applications” by Chua Chee Kai, Leong Kah Fai published in January 2010

## ONLINE REFERENCE

1. An overview of the advances in the 3D printing technology - ScienceDirect
2. Exploring Advanced Techniques in 3D Printing - 3D Printing News
3. Additive Manufacturing (3D Printing) - Student Guide | Prep4Uni.online
4. Advanced 3D Printing Techniques | Formlabs
5. From 3D points to 3D mesh using CloudCompare

## ONLINE COURSES

1. <https://www.coursera.org/specializations/rapid-prototyping-using-3d-printing>
2. <https://www.coursera.org/specializations/3d-printing-additive-manufacturing>
3. <https://www.udemy.com/course/3d-printing-for-beginners/>
4. <https://www.udemy.com/course/3d-printing-from-start-to-finish/>
5. <https://www.udemy.com/course/learn-3d-printing/>
6. <https://www.futureskillsprime.in/pathways/multi-material-d-printing/>
7. [https://onlinecourses.nptel.ac.in/noc22\\_me130/preview](https://onlinecourses.nptel.ac.in/noc22_me130/preview)



**Signature of BOS Chairman-CSE**

L	T	P	J	C
2	0	2	0	3

**COURSE OUTCOMES**

After successful completion of this course, the students should be able to

- CO1:** Apply the concepts of ROS to enable the development of robotic system [K3]  
**CO2:** Implement ROS topics and messages for efficient data transfer between nodes. [K3]  
**CO3:** Utilize ROS visualization tools, such as RViz, to analyze and debug ROS applications. [K3]  
**CO4:** Develop ROS perception packages for object detection, recognition, and tracking.[K3]  
**CO5:** Apply ROS drivers for tasks such as sensor data acquisition, robot navigation, and object manipulation [K3]

**Pre-requisite:** U18CSI4202 - Operating Systems

COs	CO/PO MAPPING (S/M/W indicates strength of correlation) S-Strong, M-Medium, W-Weak												CO/PSO Mapping		
	PROGRAMME OUTCOMES (POs)												PSOs of CSE		
	PO 1	PO 2	PO 3	PO 4	PO 5	PO 6	PO 7	PO 8	PO 9	PO 10	PO 11	PO 12	PS O1	PS O2	PSO3
<b>CO1</b>	S				M								S		
<b>CO2</b>		S			M									M	
<b>CO3</b>					S								M		
<b>CO4</b>		S			M										M
<b>CO5</b>	S				M									M	

**COURSE ASSESSMENT METHODS**

<b>DIRECT</b>
1. Continuous Assessment Test I, II 2. Lab Assignment, Lab assessment, Written tests (Theory) 3. End Semester Examination
<b>INDIRECT</b>
1. Course-end survey

**THEORY COMPONENT CONTENTS****INTRODUCTION****6 Hours**

Introduction to ROS-Installation of ROS on different platforms-ROS basic concepts-Components: Nodes, topics, messages, and services- ROS communication architecture-ROS Packages and Ecosystem

**ROS TOOLS AND ENVIRONMENT****6 Hours**

ROS Tools and Environment- command-line tools- ROSIDES- ROS Integrated Development Environments (IDEs)- graphical tools for visualization and debugging- Rviz, Rqt, and Gazebo-Creating and managing ROS workspaces-Version control with ROS



Signature of BOS Chairman-CSE

## ROS COMMUNICATION

**6 Hours**

ROS nodes and communication - ROS Topics - Publishing and subscribing to topics-Working with ROS topics and messages-ROS services and parameters-ROS launch files for managing multiple nodes-ROS Middleware-ROS Libraries

## ADVANCED ROS TOPICS

**7 Hours**

Perception in ROS- Perception libraries (OpenCV, PCL)- Integration of sensors: Cameras, Lidar, IMU - Basic computer vision techniques in ROS Robot Navigation and Control  
- ROS navigation stack-Path planning algorithms-Simulating and executing robot navigation- ROS control stack

## ROS AND ROBOT DRIVERS

**5 Hours**

ROS and Robot Drivers-Writing drivers to interface hardware with ROS-Interfacing Sensors and Actuators-Connecting sensors and actuators to the ROS ecosystem-Integration with Robot Platforms- Working with popular robot platforms.

## LAB COMPONENT

Create a simple ROS package with a publisher and a subscriber node-Extend the package to include a service, Expand the package to include an action server that moves a robot forward for a specified duration- Computer Vision with ROS- Integration with Hardware -Use RViz to visualize the movement of a robot as it receives commands from the publisher.

### Sample Experiments:

1. Installation and Create a ROS workspace.
2. Create and run a simple ROS node-Publish and subscribe to ROS topics.
3. ROS Tools-Use Rviz for visualization.-Experiment with Rqt tools.
  - a. Working with Launch Files:-Create a launch file to start multiple nodes-Pass parameters through launch files.
4. Design a simple robot using URDF
  - a. Simulate the robot in Gazebo
  - b. ROS Services and Actions:
5. Implement a simple ROS service
  - a. Create and use a ROS action server.
  - b. Navigation in ROS
  - c. Set up the ROS Navigation Stack
  - d. Implement basic path planning
6. Computer Vision with ROS
  - a. Use OpenCV with ROS for image processing.
7. Integration with Hardware:
  - a. Interface with a real-world sensor (e.g., Lidar or IMU) using ROS.
  - b. Control actuators or motors using ROS commands.

<b>Theory: 30</b>	<b>Tutorial: 0</b>	<b>Practical: 30</b>	<b>Project: 0</b>	<b>Total: 60 Hour</b>
-------------------	--------------------	----------------------	-------------------	-----------------------

## REFERENCES

1. Programming Robots with ROS: A Practical Introduction to the Robot Operating System, O'Reilly Media; by Morgan Quigley , Brian Gerkey , William D. Smart ,1st edition , 2015
2. Robot Operating System (ROS): The Complete Beginner's Guide" - Morgan Quigley, Apress; 1st edition , 2018
3. Robot Operating System (ROS) for Absolute Beginners: Robotics Programming Made Easy,Lentin Joseph,Apress, 1st edition ,2018,



**Signature of BOS Chairman-CSE**



4. ROS Robotics By Example , Carol Fairchild , Dr. Thomas L. Harman, Packt Publishing Limited,2016

**ONLINE COURSES:**

1. <https://www.edx.org/learn/robotics/delft-university-of-technology-hello-real-world-with-ros-robot-operating-system>
2. <https://www.udemy.com/course/ros-essentials/>
3. <https://www.udemy.com/course/self-driving-and-ros-learn-by-doing-odometry-control/>
4. <https://www.udemy.com/course/ros-for-beginners/>
5. <https://www.coursera.org/learn/intro-self-driving-cars?specialization=self-driving-cars>



**Signature of BOS Chairman-CSE**

L	T	P	J	C
3	0	0	0	3

**COURSE OUTCOMES**

**After successful completion of this course, the students should be able to**

- CO1:** Describe the architecture, ecosystem, and components of Software Defined Vehicles [K2].
- CO2:** Demonstrate middleware and service-oriented frameworks for SDV communication [K3].
- CO3:** Integrate edge and cloud computing models for SDV deployment [K3].
- CO4:** Evaluate safety, cybersecurity, and compliance standards for SDVs [K3].
- CO5:** Design simulation or prototype SDV environments using digital twin and container-based architectures [K3].

**Pre-requisite: Nil**

COs	CO/PO MAPPING (S/M/W indicates strength of correlation) S-Strong, M-Medium, W-Weak												CO/PSO Mapping		
	PROGRAMME OUTCOMES (POs)												PSOs		
	PO1	PO2	PO3	PO4	PO5	PO6	PO7	PO8	PO9	PO10	PO11	PO12	PSO1	PSO2	PSO3
<b>CO1</b>	S												M		
<b>CO2</b>	S	S	M	M	S								M		
<b>CO3</b>	S	S		M	S		M		M					S	
<b>CO4</b>		S	M	M	S				M			M		M	
<b>CO5</b>		S										M		S	

**COURSE ASSESSMENT METHODS**

<b>DIRECT</b>
1. Continuous Assessment Test I, II 2. Lab Assignment, Lab assessment, Written tests (Theory) 3. End Semester Examination
<b>INDIRECT</b>
1. Course-end survey

**THEORY COMPONENT CONTENTS****INTRODUCTION TO SOFTWARE DEFINED VEHICLES****6 Hours**

Evolution from ECU-based to centralized computing; zonal and domain controller architectures; SDV stack and digital lifecycle; components of SDV ecosystem; industry use cases.

**SDV ARCHITECTURE AND MIDDLEWARE****9 Hours**

AUTOSAR Classic vs. AUTOSAR Adaptive; ROS2 and DDS communication; Service-Oriented Architecture (SOA) in vehicles; middleware abstraction and data exchange; deployment of adaptive applications.



**Signature of BOS Chairman-CSE**

## **CONNECTIVITY AND CLOUD INTEGRATION 9**

### **Hours**

In-vehicle communication networks (CAN, Ethernet, SOME/IP); edge-to- cloud connectivity; SDV orchestration with AWS IoT FleetWise; edge data processing; real-time data pipelines and telemetry.

## **SOFTWARE UPDATES, SAFETY, AND SECURITY 9**

### **Hours**

Software Over-the-Air (SOTA/FOTA) updates; DevOps pipelines; functional safety (ISO 26262); cybersecurity (ISO 21434); secure boot, encryption, and intrusion detection.

## **SIMULATION, DIGITAL TWIN & FUTURE TRENDS 12**

### **Hours**

Digital twin simulation and virtual ECU; HIL/SIL test environments; predictive maintenance; AI-enabled analytics; future trends in SDV ecosystems and mobility-as-a-service

<b>Theory: 45</b>	<b>Tutorial: 0</b>	<b>Practical: 0</b>	<b>Project: 0</b>	<b>Total: 45 Hours</b>
-------------------	--------------------	---------------------	-------------------	------------------------

## **REFERENCES**

1. Jörg Schäuffele & Thomas Zurawka, Automotive Software Engineering, SAE International, 2016.
2. Mirosław Staron, Automotive Software Architectures: An Introduction, Springer, 2021.
3. Rajesh Rajamani, Vehicle Dynamics and Control, Springer, 2022.
4. Colt Correa, John Simon, Martin Gubow, Samir Bhagwat, “Automotive Ethernet: The Definitive Guide”, Intrepid Control Systems, 2nd edition, 2023.
5. Marco Di Natale, Haibo Zeng, Paolo Giusto, Arkadeb Ghosal, “Understanding and Using the Controller Area Network Communication Protocol Theory and Practice”, Springer New York, NY, 2012.

## **Online Resources**

1. [SDV 101: Introduction to Software Defined Vehicles | Coursera](#)
2. <https://www.coursera.org/specializations/internet-of-things>
3. <https://www.coursera.org/learn/introduction-to-autosar>



**Signature of BOS Chairman-CSE**

**U18CSE0532 INTELLIGENT IOT SYSTEMS WITH CLOUD  
AND AI INTEGRATION**

L	T	P	J	C
0	0	6	0	3

**COURSE OBJECTIVES:**

- Provide hands-on experience in configuring and integrating IoT devices with major cloud platforms.
- Develop practical skills in data acquisition, storage, and visualization using cloud-based IoT dashboards and APIs.
- Apply artificial intelligence and machine learning techniques for IoT data analytics and intelligent decision-making.
- Implement secure IoT communication using authentication, encryption, and privacy-preserving mechanisms.
- Design, integrate, and deploy complete IoT Cloud - AI solutions using edge computing and cloud optimization techniques.

**COURSE OUTCOMES:**

**After Successful completion of this course, the students will be able to:**

- CO1:** Configure IoT devices to leading cloud platforms using standard communication protocols. [K3]
- CO2:** Analyze IoT data using AI/ML tools and cloud-based analytics platforms. [K4]
- CO3:** Implement robust IoT security mechanisms, including authentication, encryption, and access control. [K3]
- CO4:** Analyze edge cloud integration strategies to improve performance, minimize latency, and enhance energy efficiency. [K4]
- CO5:** Apply IoT Cloud and AI technologies to develop a basic real-time intelligent and secure application for real-world use cases [K3]

**Pre-requisites: Nil**

<b>CO/PO Mapping</b> (S/M/W indicates strength of correlation) S-Strong, M-Medium, W-Weak												
COs	<b>Programme Outcomes (POs)</b>											
	PO1	PO2	PO3	PO4	PO5	PO6	PO7	PO8	PO9	PO10	PO11	PO12
CO1		S		M								
CO2			S	M								
CO3	S		S	S								
CO4		S	S									
CO5	S			S	S				M			M

**COURSE ASSESSMENT METHODS:**

<b>DIRECT</b>
<ol style="list-style-type: none"> <li>1. Project</li> <li>2. Project presentation/Report</li> <li>3. Lab Assignments,</li> <li>4. Demo presentations,</li> <li>5. Quiz/peer review(optional)</li> </ol>
<b>INDIRECT</b>
<ol style="list-style-type: none"> <li>1. Course-end survey</li> </ol>



**Signature of BOS Chairman-CSE**

## **PRACTICAL COMPONENTS:**

### **CLOUD IOT PLATFORMS - CONFIGURATION AND CONNECTIVITY      15 Hours**

- Configure IoT cloud accounts on AWS IoT Core, Google Cloud IoT, and IBM Watson IoT.
- Connect Raspberry Pi / NodeMCU to AWS IoT Core using MQTT over TLS.
- Stream sensor data from a local device to Google Cloud IoT via MQTT bridge.
- Visualize real-time data using IBM Watson IoT Dashboard.
- Compare latency and message throughput across platforms

### **AI-ENABLED IOT DATA ANALYTICS      20 Hours**

- Collect time-series IoT data (temperature, humidity, light) and store it in cloud databases (Firebase / DynamoDB).
- Use Google Cloud AutoML or Azure ML Studio to build predictive models (e.g., temperature anomaly detection).
- Deploy a trained ML model on cloud to classify real-time data from IoT devices.
- Integrate TensorFlow Lite on edge devices for on-device inference.
- Build a Python dashboard to compare edge vs. cloud inference results.

### **CLOUD APIS AND IOT APPLICATION DEVELOPMENT      15 Hours**

- Access IoT data via RESTful APIs (AWS API Gateway or IBM Cloud Functions).
- Create a Flask / Node.js web app to control IoT devices remotely via cloud APIs.
- Build a simple Android app to visualize IoT data.
- Implement alert notifications using Twilio or AWS SNS based on sensor thresholds.
- Deploy the IoT control application on a cloud server.

### **IOT SECURITY AND PRIVACY IMPLEMENTATION      20 Hours**

- Configure TLS/SSL certificates for device authentication.
- Implement role-based access control for IoT devices in IBM Watson IoT.
- Encrypt sensor data using AES/RSA before transmission.
- Detect and prevent replay or spoofing attacks using secure timestamps and tokens.

### **EDGE - CLOUD INTEGRATION AND OPTIMIZATION      10 Hours**

- Set up an edge gateway using Raspberry Pi for pre-processing and local decision-making.
- Use AWS Greengrass or Azure IoT Edge for cloud-managed edge computing.
- Compare latency, bandwidth usage, and energy consumption of edge vs. direct cloud upload.
- Implement message filtering and compression at edge level before cloud upload.

### **CAPSTONE CLOUD - AI - SECURITY PROJECT      10 Hours**

Example:

- Smart Energy Management System with Cloud AI Prediction
- Intelligent Waste Segregation System with Cloud Analytics Dashboard
- Secure Smart Agriculture System using IoT Edge and Blockchain
- Cloud-Based Air Quality Monitoring with ML-Driven Alerts
- Smart Vehicle Tracking System with Encrypted Cloud Logging

<b>Theory: 0</b>	<b>Tutorial: 0</b>	<b>Practical: 90</b>	<b>Project: 0</b>	<b>Total: 90 Hours</b>
------------------	--------------------	----------------------	-------------------	------------------------



**Signature of BOS Chairman-CSE**

**REFERENCES:**

1. Bahga, A., & Madiseti, V. (2015). Internet of Things: A Hands-on Approach. Universities Press, 1st Edition. ISBN: 978-8173719547.
2. Anand, R., Juneja, S., Juneja, A., Jain, V., & Kannan, R. (Eds.). (2023). Integration of IoT with Cloud Computing for Smart Applications. 1st ed., Chapman & Hall/CRC. ISBN: 978-1032333434.
3. Mohanty, S. N., Chatterjee, J. M., Mangla, M., Satpathy, S., & Potluri, S. (Eds.). (2021). Machine Learning Approach for Cloud Data Analytics in IoT. 1st ed., Wiley-Scrivener. ISBN: 978-1119785804.

**ONLINE COURSES:**

1. Internet of Things and AI Cloud Specialization (University of California, Irvine) - <https://www.coursera.org/specializations/internet-of-things>
2. Developing Secure IoT Applications <https://www.coursera.org/learn/developing-secure-iot-applications?> ([EDUCBA](#))
3. Programming with Cloud IoT Platforms - <https://www.coursera.org/learn/cloud-iot-platform> ([Pohang University of Science and Technology\(POSTECH\)](#))



**Signature of BOS Chairman-CSE**

# CYBER SECURITY

A handwritten signature in black ink, appearing to be 'Rm' followed by a large 'X' or a stylized flourish.

Signature of BOS Chairman-CSE

**U18CSE0007****CRYPTOGRAPHY AND  
NETWORK SECURITY**

L	T	P	J	C
3	0	0	0	3

**COURSE OUTCOMES****AFTER SUCCESSFUL COMPLETION OF THIS COURSE, THE STUDENTS SHOULD BE ABLE TO**

- CO1:** Analyze various security attacks and select appropriate security mechanisms for designing various security services K4
- CO2:** Construct cryptographic algorithms from hard problems in mathematics K3
- CO3:** Identify appropriate algorithms for assuring message integrity and authentication K3
- CO4:** Discover how cryptographic algorithms are used to build network security protocols K4
- CO5:** Identify appropriate mechanisms for providing system security K3

**Pre-requisite:** U18CSI5201-Computer Networks

CO/PO MAPPING (S/M/W indicates strength of correlation) S-Strong, M-Medium, W-Weak													CO/PSO Mapping		
COs	PROGRAMME OUTCOMES (POs)												PSOs		
	PO 1	PO 2	PO 3	PO 4	PO 5	PO 6	PO 7	PO 8	PO 9	PO 10	PO 11	PO 12	PSO 1	PSO 2	PSO 3
CO1	S	S	M	S					M	M			M	M	S
CO2	S	M													
CO3	S													S	
CO4	S		M												
CO5	S	M							M	M				S	S

**COURSE ASSESSMENT METHODS**

<b>DIRECT</b>
1. Continuous Assessment Test I, II 2. Assignments / Mini Projects / Group Presentations/ Case Studies, involving analysis of security of any information system / domain, and using security mechanisms to deliver security services 3. End Semester Examination
<b>INDIRECT</b>
1. Course-end survey

**CONTENTS****INTRODUCTION****10 Hours**

Security Attacks, Mechanisms and Services, Classical Encryption Techniques – Block Ciphers, DES, Finite Fields and AES, Block Cipher Operation, Stream Cipher – RC4.


**Signature of BOS Chairman-CSE**



**PUBLIC KEY CRYPTOGRAPHY****9 Hours**

Introduction to Number Theory, Factorization problem and RSA, Discrete Log problem and Diffie Hellman Key Exchange, Elliptic curve cryptography

**HASH FUNCTION AND MESSAGE AUTHENTICATION****9 Hours**

Requirements and Security of Cryptographic Hash Functions, SHA, Message Authentication Requirements – Message Authentication Functions – Requirements and Security of Message Authentication Codes–HMAC, Digital Signatures – NIST Digital Signature Algorithm, Key Management and Distribution

**NETWORK SECURITY****9 Hours**

Remote User Authentication Principles, Kerberos –Electronic Mail Security–PGP–S/MIME–IP Security–Transport Layer Security, 802.11 wireless security

**SYSTEM LEVEL SECURITY****8 Hours**

Intruders, Intrusion Detection, Password Management, Malicious Software: Types, Viruses and Worms, Countermeasures for Viruses and Worms, DDoS Attacks, Firewalls: Needs, Characteristics, Types, Basing, Location and Configuration of Firewalls

**Theory: 45****Tutorial: 0****Practical: 0****Project: 0****Total: 45 Hours****REFERENCES**

1. William Stallings, “Network Security Essentials: Applications and Standards”, Pearson Education India; 4 edition (2011)
2. William Stallings, “Cryptography and Network Security – Principles and Practices”, Pearson Education; Seventh edition, 2017
3. AtulKahate, “Cryptography and Network Security”, 2nd Edition, Tata McGraw Hill, 2008
4. Bruce Schneier, “Applied Cryptography”, JohnWiley& Sons Inc, 2001.
5. Charles P fleeger and Shari Lawrence P fleeger, “Security in Computing”, Fourth edition, PearsonEducation,2015.

**Online Courses**

1. Cryptography I – Stanford University Course by Dan Boneh available at Coursera Link: <https://www.coursera.org/learn/crypto> or at Stanford Online: <https://online.stanford.edu/courses/soe-y0001-cryptography-i>
2. Applied Cryptography – Udacity Course by Dave Evans available at: <https://in.udacity.com/course/applied-cryptography--cs387>
3. Cryptography and Network Security – NPTEL Course by Prof. S. Mukhopadhyay available at [https://onlinecourses.nptel.ac.in/noc18\\_cs07/preview](https://onlinecourses.nptel.ac.in/noc18_cs07/preview)

**Signature of BOS Chairman-CSE**

**COURSE OUTCOMES**

**After successful completion of this course, the students should be able to**

CO1: Illustrate the legal and ethical requirements related to ethical hacking (K3)

CO2: Interpret the vulnerabilities, mechanisms to identify vulnerabilities, threats, attacks (K3)

CO3: Perform penetration & security testing to identify the vulnerabilities in the application (K4)

CO4: Examine the different tools and techniques that ethical hackers employ (K4)

**Pre-requisite:** U18CSI5201/ Computer Networks

COs	CO/PO MAPPING (S/M/W indicates strength of correlation) S-Strong, M-Medium, W-Weak												CO/PSO Mapping		
	PROGRAMME OUTCOMES (POs)												PSOs of CSE		
	P O1	P O2	P O3	P O4	P O5	P O6	P O7	P O8	P O9	P O10	P O11	P O12	PS O1	PS O2	PS O3
CO1	S	M													
CO2	S	M			M	M	M								
CO3	S	M			M	M	M	M							
CO4	S	M			M										M

**COURSE ASSESSMENT METHODS**

DIRECT
1. Continuous Assessment Test I, II 2. Lab Assignment, Lab assessment, Written tests (Theory) 3. End Semester Examination
INDIRECT
1. Course-end survey

**ETHICAL HACKING OVERVIEW & VULNERABILITIES****(6 Hours)**

Understanding the importance of security, Concept of ethical hacking and essential Terminologies-Threat, Attack, Vulnerabilities, Target of Evaluation, Exploit. Phases involved in hacking.

**FOOTPRINTING & PORT SCANNING****(6 Hours)**

Footprinting - Introduction to footprinting, Understanding the information gathering methodology of the hackers, tools used for the reconnaissance phase. Port Scanning - Introduction, using port scanning tools, ping sweeps, Scripting enumeration-Introduction, enumerating windows OS & Linux OS



Signature of BOS Chairman-CSE

## **SYSTEM HACKING**

**(6 Hours)**

Aspect of remote password guessing, Role of eavesdropping, Various methods of password cracking, Keystroke Loggers, Understanding Sniffers, Comprehending Active and Passive Sniffing, ARP Spoofing and Redirection, DNS and IP Sniffing, HTTPS Sniffing. Side-channel Attacks on Cryptographic Hardware: Basic Idea, Current-measurement based Side-channel Attacks. Hardware Trojans: Hardware Trojan Nomenclature and Operating Modes, Countermeasures Such as Design and Manufacturing Techniques to Prevent/Detect Hardware Trojans.

## **HACKING WEB SERVICES & SESSION HIJACKING**

**(6 Hours)**

Web application vulnerabilities, application coding errors, SQL injection into Back-end Databases, cross-site scripting, cross-site request forging, authentication bypass, web services and related flaws, protective http headers Understanding Session Hijacking, Phases involved in Session Hijacking, Types of Session Hijacking, Session Hijacking Tools

## **HACKING WIRELESS NETWORKS**

**(6 Hours)**

Introduction to 802.11, Role of WEP, Cracking WEP Keys, Sniffing Traffic, Wireless DOS attacks, WLAN Scanners, WLAN Sniffers, Hacking Tools, Securing Wireless Networks

<b>Theory: 30</b>	<b>Tutorial: 0</b>	<b>Practical: 30</b>	<b>Project: 0</b>	<b>Total: 60 Hours</b>
-------------------	--------------------	----------------------	-------------------	------------------------

### **SAMPLE LAB EXPERIMENTS:**

1. Working with Trojans, Backdoors
2. Foot Printing & port scanning
3. Password guessing and Password Cracking.
4. Understanding Data Packet Sniffers
5. Implement the SQL injection attack.
6. Denial of Service and Session Hijacking using Tear Drop, DDOS attack.
7. Wireless and mobile hacking and security

### **REFERENCES**

1. Kimberly Graves, "Certified Ethical Hacker", Wiley India Pvt Ltd, 2013
2. Michael T. Simpson, "Hands-on Ethical Hacking & Network Defense", Course Technology, 2016
3. Rajat Khare, "Network Security and Ethical Hacking", Luniver Press, 2006
4. Ramachandran V, BackTrack 5 Wireless Penetration Testing Beginner's Guide (3rd ed.). Packt Publishing, 2011
5. Thomas Mathew, "Ethical Hacking", OSB publishers, 2003
6. Debdeep Mukhopadhyay and Rajat Subhra Chakraborty, "Hardware Security: Design, Threats, and Safeguards", CRC Press, 2015

### **ONLINE LEARNING MATERIALS**

1. <https://www.coursera.org/learn/ethical-hacking-essentials-ehe>



**Signature of BOS Chairman-CSE**

L	T	P	J	C
3	0	0	0	3

**COURSE OUTCOMES**

**After successful completion of this course, the students should be able to**

**CO1:** Demonstrate a comprehensive understanding of electronic business models, including e-commerce, mobile commerce and its legal issues (K3)

**CO2:** Interpret Cyber Ethics and its significance in the context of technology and information systems. (K3)

**CO3:** Develop a solid foundation in the principles and concepts of cyber laws (K3)

**CO4:** Illustrate information Technology act and legislation addressing cybercrime, including laws pertaining to unauthorized access, hacking, identity theft, and online fraud slation. (K3)

**Pre-requisite:** Nil

COs	CO/PO MAPPING (S/M/W indicates strength of correlation) S-Strong, M-Medium, W-Weak												CO/PSO Mapping		
	PROGRAMME OUTCOMES (POs)												PSOs of CSE		
	P O1	P O2	P O3	P O4	P O5	P O6	P O7	P O8	P O9	P O10	P O11	P O12	PS O1	PS O2	PS O3
CO1	M														S
CO2	M					M									
CO3	M														
CO4	M					M									

**COURSE ASSESSMENT METHODS**

DIRECT
1. Continuous Assessment Test I, II 2. Lab Assignment, Lab assessment, Written tests (Theory) 3. End Semester Examination
INDIRECT
1. Course-end survey

**ELECTRONIC BUSINESS AND LEGAL ISSUES****9 Hours**

Evolution and development in E-commerce, paper vs paper less contracts E-Commerce models- B2B, B2C, E security. Business, taxation, electronic payments, supply chain, EDI, E-markets, Emerging Trends.

**CYBER ETHICS****9 Hours**

The Importance of Cyber Law, Significance of cyber Ethics, Need for Cyber regulations and Ethics. Ethics in Information society, Introduction to Artificial Intelligence Ethics: Ethical Issues in AI and core Principles, Introduction to Block chain Ethics.

**INTRODUCTION TO CYBER LAW****9 Hours**

Evolution of computer Technology, emergence of cyber space. Cyber Jurisprudence,



Signature of BOS Chairman-CSE

Jurisprudence and law, Doctrinal approach, Consensual approach, Real Approach, Cyber Ethics, Cyber Jurisdiction, Hierarchy of courts, Civil and criminal jurisdictions, Cyberspace-Web space, Web hosting and web Development agreement, Legal and Technological Significance of domain Names, Internet as a tool for global access

### **INFORMATION TECHNOLOGY ACT**

**9 Hours**

Overview of IT Act, 2000, Amendments and Limitations of IT Act, Digital Signatures, Cryptographic Algorithm, Public Cryptography, Private Cryptography, Electronic Governance, Legal Recognition of Electronic Records, Legal Recognition of Digital Signature, Certifying Authorities, Cyber Crime and Offences, Network Service Providers Liability, Cyber Regulations Appellate Tribunal, Penalties and Adjudication.

### **CYBER LAW AND RELATED LEGISLATION**

**9 Hours**

Patent Law, Trademark Law, Copyright, Software – Copyright or Patented, Domain Names and Copyright disputes, Electronic Data Base and its Protection, IT Act and Civil Procedure Code, IT Act and Criminal Procedural Code, Relevant Sections of Indian Evidence Act, Relevant Sections of Bankers Book Evidence Act, Relevant Sections of Indian Penal Code, Relevant Sections of Reserve Bank of India Act, Law Relating To Employees And Internet, Alternative Dispute Resolution , Online Dispute Resolution (ODR).

<b>Theory: 45</b>	<b>Tutorial: 0</b>	<b>Practical: 0</b>	<b>Project: 0</b>	<b>Total: 45 Hours</b>
-------------------	--------------------	---------------------	-------------------	------------------------

### **REFERENCES**

1. Cyber Laws: Intellectual property & E Commerce, Security- Kumar K, dominant Publisher, 2011
2. Cyber Ethics 4.0, Christoph Stuckelberger, Pavan Duggal, by Globethics, 2018.
3. Information Security policy & Implementation Issues, PHI, 2003.
4. Legal Dimensions of Cyber Space, Verma S, K, Mittal Raman, Indian Law Institute, New Delhi, 2004.
5. Cyber Law- The law of Internet, Jonthan Rosenoer, Springer, 2011.
6. The right to Information Act 2005, S. R. Bhansali, Sudhir Naib, OUP India, 2011.
7. Cyber Crimes and Law Enforcement, Vasu Deva, Commonwealth Publishers, New Delhi, 2017.

### **ONLINE LEARNING MATERIALS**

1. <https://www.coursera.org/learn/business-of-cybersecurity-capstone/>
2. <https://www.coursera.org/programs/coursera-for-campus-faculty-ovg1y/learn/-security-principles>



**Signature of BOS Chairman-CSE**

L	T	P	J	C
2	0	2	0	3

**COURSE OUTCOMES:**

After successful completion of this course, the students should be able to

CO1: Demonstrate various vulnerabilities related to memory attacks. (K3)

CO2: Apply security principles in software development. (K3)

CO3: Evaluate the extent of risks. (K3)

CO4: Apply security principles in the testing phase of software development. (K3)

CO5: Use tools for securing software. (K3)

**Pre-requisite:** U18CSI5201/ Computer Networks

COs	CO/PO MAPPING (S/M/W indicates strength of correlation) S-Strong, M-Medium, W-Weak												CO/PSO Mapping		
	PROGRAMME OUTCOMES (POs)												PSOs of CSE		
	P O1	P O2	P O3	P O4	P O5	P O6	P O7	P O8	P O9	P O10	P O11	P O12	PS O1	PS O2	PS O3
CO1	S	M													
CO2	S	M			M								M		
CO3	S	M			M										
CO4	S	M			M								M		M
CO5	S				S										

**COURSE ASSESSMENT METHODS**

DIRECT
1. Continuous Assessment Test I, II 2. Lab Assignment, Lab assessment, Written tests (Theory) 3. End Semester Examination
INDIRECT
1. Course-end survey

**NEED OF SOFTWARE SECURITY AND LOW-LEVEL ATTACKS (6 Hours)**

Introduction - Software Assurance and Software Security –Threats to software security - Sources of software insecurity - Benefits of Detecting Software Security - Properties of Secure Software – Secure SDLC- Memory-Based Attacks: Low-Level Attacks Against Heap and Stack - Defense Against Memory-Based Attacks

**SECURE SOFTWARE DESIGN (7 Hours)**

Requirements Engineering for secure software - SQUARE process Model – Requirements elicitation and prioritization- Isolating The Effects of Untrusted Executable Content – Stack Inspection – Policy Specification Languages – Vulnerability Trends – Buffer Overflow – Code Injection - Session Hijacking. Secure Design - Threat Modeling and Security Design Principles

**SECURITY RISK MANAGEMENT (5 Hours)**

Risk Management Life Cycle – Risk Profiling – Risk Exposure Factors – Risk Evaluation and Mitigation – Risk Assessment Techniques – Threat and Vulnerability Management



Signature of BOS Chairman-CSE

**SECURITY TESTING****(8 Hours)**

Traditional Software Testing – Comparison - Risk Based Security Testing – Prioritizing Security Testing With Threat Modeling – Penetration Testing – Planning and Scoping - Enumeration – Remote Exploitation – Web Application Exploitation - Exploits and Client Side Attacks – Post Exploitation – Bypassing Firewalls and Avoiding Detection - Tools for Penetration Testing

**SECURE PROJECT MANAGEMENT****(4 Hours)**

Governance and security - Adopting an enterprise software security framework - Security and project management - Maturity of Practice

**SAMPLE LAB EXPERIMENTS:**

1. Implement the SQL injection attack.
2. Implement the Buffer Overflow attack.
3. Implement Cross Site Scripting and Prevent XSS.
4. Perform Penetration testing on a web application to gather information about the system, then
5. initiate XSS and SQL injection attacks using tools like Kali Linux.
6. Develop and test the secure test cases
7. Penetration test using kali Linux

<b>Theory: 30</b>	<b>Tutorial: 0</b>	<b>Practical: 30</b>	<b>Project: 0</b>	<b>Total: 60 Hours</b>
-------------------	--------------------	----------------------	-------------------	------------------------

**REFERENCES:**

1. Julia H. Allen, “Software Security Engineering”, Pearson Education, 2009
2. Evan Wheeler, “Security Risk Management: Building an Information Security Risk Management Program from the Ground Up”, First edition, Syngress Publishing, 2011
3. Chris Wysopal, Lucas Nelson, Dino Dai Zovi, and Elfriede Dustin, “The Art of Software Security Testing: Identifying Software Security Flaws (Symantec Press)”, Addison-Wesley Professional, 2006
4. Robert C. Seacord, “Secure Coding in C and C++ (SEI Series in Software Engineering)”, Addison-Wesley Professional, 2005.
5. Jon Erickson, “Hacking: The Art of Exploitation”, 2nd Edition, No Starch Press, 2008.
6. Mike Shema, “Hacking Web Apps: Detecting and Preventing Web Application Security Problems”, First edition, Syngress Publishing, 2012
7. Bryan Sullivan and Vincent Liu, “Web Application Security, A Beginner's Guide”, Kindle Edition, McGraw Hill, 2012
8. Lee Allen, “Advanced Penetration Testing for Highly-Secured Environments: The Ultimate Security Guide (Open Source: Community Experience Distilled)”, Kindle Edition, Packt Publishing, 2012.

**Signature of BOS Chairman-CSE**



L	T	P	J	C
2	0	2	0	3

**COURSE OUTCOMES**

After successful completion of this course, the students should be able to

- CO1:** Identify types of security attacks, services and mechanisms (K3)  
**CO2:** Interpret the implementation of Internetwork security model and its standards (K3)  
**CO3:** Illustrate Email privacy system and compare Pretty Good Privacy (PGP) and S/MIME (K3)  
**CO4:** Interpret the primary components of a Three-Tier Architecture and explain how they work together firewall environment. (K3)  
**CO5:** Explain how communication is secured and how traffic is routed in firewall environment (K3)

**Pre-requisite:** U18CSI5201/ Computer Networks

COs	CO/PO MAPPING (S/M/W indicates strength of correlation) S-Strong, M-Medium, W-Weak												CO/PSO Mapping		
	PROGRAMME OUTCOMES (POs)												PSOs of CSE		
	P O1	P O2	P O3	P O4	P O5	P O6	P O7	P O8	P O9	P O10	P O11	P O12	PS O1	PS O2	PS O3
CO1	S	S			S								M		M
CO2	S	M	M												
CO3	S	M													
CO4	S	S			S								M		M
CO5	S	M			S										

**COURSE ASSESSMENT METHODS**

DIRECT
1. Continuous Assessment Test I, II 2. Lab Assignment, Lab assessment, Written tests (Theory) 3. End Semester Examination
INDIRECT
1. Course-end survey

**NETWORK SECURITY BASICS****6 Hours**

Security Attacks (Interruption, Interception, Modification and Fabrication), Security Services (Confidentiality, Authentication, Integrity, Non-repudiation, access Control and Availability) and Mechanisms, A model for Internetwork security, Internet Standards and RFCs, Buffer overflow & format string vulnerabilities, TCP session hijacking, ARP attacks, route table modification, UDP hijacking, and man-in-the-middle attacks.

**NETWORK SECURITY ALGORITHM****6 Hours**

Conventional Encryption Principles, Conventional encryption algorithms, cipher block modes of operation, location of encryption devices, key distribution Approaches of Message Authentication, Secure Hash Functions and HMAC



Signature of BOS Chairman-CSE



**EMAIL SECURITY****6 Hours**

Email privacy: Good Privacy (PGP) and S/MIME. IP Security Overview, IP Security Architecture, Authentication Header, Encapsulating Security Payload, Combining Security Associations and Key Management.

**NETWORK SECURITY MANAGEMENT****6 Hours**

Deploying Smart Console - Security Management Server - Security Gateway - Configuring Objects in Smart Console-Establishing Secure Internal Communication - Managing Administrator Access - Managing Licenses - Creating a Security Policy -Configuring Order Layers.

**NETWORK SECURITY CONFIGURATION****6 Hours**

Configuring a Shared Inline Layer - Configuring NAT - Integrating Security with a Unified Policy - Elevating Security with Autonomous -Threat Prevention - Configuring a Locally Managed Site-to-Site VPN - Elevating Traffic View - Monitoring System States - Maintaining the Security Environment.

**SAMPLE LAB EXPERIMENT:**

1. Deploying Smart Console
2. Installing a Security Management Server and Security Gateway
3. Managing Administrator Access
4. Configuring Objects in Smart Console
5. Creating a Security Policy
6. Configuring NAT
7. Integrating Security with a Unified Policy
8. Elevating Security with Autonomous Threat Prevention
9. Configuring a Locally Managed Site-to-Site VPN
10. Elevating Traffic View
11. Monitoring System States and Maintaining the Security Environment

<b>Theory: 30</b>	<b>Tutorial: 0</b>	<b>Practical: 30</b>	<b>Project: 0</b>	<b>Total: 60 Hours</b>
-------------------	--------------------	----------------------	-------------------	------------------------

**REFERENCES**

1. Network Security Essentials (Applications and Standards) by William Stallings Pearson Education 2018.
2. Hack Proofing your network by Ryan Russell, Dan Kaminsky, Rain Forest Puppy, Joe Grand, David Ahmad, Hal Flynn Ido Dubrawsky, Steve W.Manzuik and Ryan Permeah, Wiley Dreamtech Published by Syngress, 2002
3. Network Security and Cryptography: Bernard Menezes, CENGAGE Learning, 2010
4. Network Security - Private Communication in a Public World by Charlien Kaufman,



**Signature of BOS Chairman-CSE**

5. Cryptography and network Security, Third edition, Stallings, PHI/Pearson 4. Principles of Information Security, Whitman, Cengage Learning, 2006

#### **ONLINE LEARNING MATERIALS**

1. <https://www.checkpoint.com/mind/secureacademy#>



**Signature of BOS Chairman-CSE**

L	T	P	J	C
2	0	2	0	3

**COURSE OUTCOMES**

**After successful completion of this course, the students should be able to**

CO1: Illustrate the digital forensics process and digital evidence acquisition. (K3)

CO2: Explain file systems and data recovery procedures. (K3)

CO3: Demonstrate computer, network and mobile forensics with specialized tools. (K3)

CO4: Analyze malware and report the relevant incident. (K3)

CO5: Utilize the forensics toolkit for efficient investigation and understand the legal aspects of digital forensics. (K3)

**Pre-requisite:** U18CSI5201/ Computer Networks

COs	CO/PO MAPPING (S/M/W indicates strength of correlation) S-Strong, M-Medium, W-Weak												CO/PSO Mapping		
	PROGRAMME OUTCOMES (POs)												PSOs of CSE		
	P O1	P O2	P O3	P O4	P O5	P O6	P O7	P O8	P O9	P O10	P O11	P O12	PS O1	PS O2	PS O3
CO1	M	M			M										
CO2	M	M													
CO3	M	M			M								M		
CO4	M	M		M	M										
CO5	M				M								M		M

**COURSE ASSESSMENT METHODS**

DIRECT
1. Continuous Assessment Test I, II 2. Lab Assignment, Lab assessment, Written tests (Theory) 3. End Semester Examination
INDIRECT
1. Course-end survey

**OVERVIEW OF DIGITAL FORENSICS****(6 Hours)**

Understanding the role of digital forensics in investigations. Legal and Ethical Considerations: Adhering to legal and ethical standards in digital investigations. Digital Forensics Process: Introduction to the forensic investigation process.

**Digital Evidence Acquisition:** Types of Digital Evidence: Identifying and classifying digital evidence. Evidence Acquisition Tools: Using tools for acquiring data from different devices. Forensic Imaging: Creating forensic images of storage media

**FILE SYSTEMS AND DATA RECOVERY****(6 Hours)**

File System Analysis: Understanding file systems and their structures. Deleted File Recovery: Techniques for recovering deleted files. File Carving: Extracting files from unallocated space.



Signature of BOS Chairman-CSE

## **COMPUTER, NETWORK AND MOBILE DEVICE FORENSICS (6 Hours)**

Computer Forensics: Investigating computers for evidence- Network Forensics: Analysing network traffic and logs- Memory Forensics: Examining volatile memory for evidence. Mobile Device Investigation: Extracting evidence from smartphones and tablets. App and Cloud Forensics: Investigating applications and cloud-based services. Challenges in Mobile Forensics: Addressing unique challenges in mobile investigations.

## **MALWARE ANALYSIS (6 Hours)**

Introduction to Malware - Understanding different types of malware- Static and Dynamic Analysis: Analysing malware behaviour and code.

Responding to malware incidents- Incident Response and Forensic Tools- Incident Response Planning: Preparing for and responding to security incidents. Introduction to bug bounty – Working of bug bounty - Bug bounty program examples – Setting up bug bounty program.

## **AUTOMATED FORENSICS (6 Hours)**

Introduction to popular forensic tools- Automated Forensics: Leveraging automation for efficient investigations-Automated Forensics: Leveraging automation for efficient investigations.

**Legal Aspects of Digital Forensics:** Expert Witness Role: Preparing for and testifying in court- Digital Forensics Laws and Regulations: Understanding legal frameworks - Case Studies: Analysing legal cases involving digital forensics.

### **SAMPLE LAB EXPERIMENT:**

1. Use Autopsy tools to Identify and classify the digital evidence.
2. Demonstrate the data recovery techniques.
3. Demonstrate the process of analysing the network traffic and logs.
4. Demonstration of extracting the evidence from mobile phone.
5. Analyse the malware behaviour and its code.

<b>Theory: 30</b>	<b>Tutorial: 0</b>	<b>Practical: 30</b>	<b>Project: 0</b>	<b>Total: 60 Hours</b>
-------------------	--------------------	----------------------	-------------------	------------------------

### **REFERENCES**

1. Digital Forensics by André Årnes, Released July 2017, Publisher(s): Wiley, ISBN: 9781119262381.
2. Digital forensics and cybercrime : 10th International EAI Conference, ICDF2C 2018, New Orleans, LA, USA, September 10-12, 2018, Proceedings.
3. Cybercrime and Digital Forensics : An cybercrime And Digital Forensics : An Introduction, 3rd Edition May 2022 by Adam M. Bossler, Kathryn C. Seigfried-Spellar, Thomas J. Holt.

### **ONLINE LEARNING MATERIALS**

1. <https://www.coursera.org/learn/digital-forensics-concepts>
2. [https://www.udemy.com/course/ifci-expert-cybercrime-investigators-course/?gad\\_source=1&gclid=CjwKCAiApuCrBhAuEiwA8VJ6JtQFDivymnmlFeE1agIwADZlrJE8xv8piHikMZLKreNBO9e0AlAL-hoCVbsQAvD\\_BwE&matchtype=b&utm\\_campaign=LongTail\\_la.EN\\_cc.INDIA&utm\\_content=deal4584&utm\\_medium=udemyads&utm\\_source=adwords&utm\\_term=.ag\\_84769189328\\_.ad\\_670210149092\\_.kw\\_digital+forensics+course\\_.de\\_c\\_.dm\\_.pl\\_.ti\\_kwd-323936302499\\_.li\\_9298970\\_.pd\\_.](https://www.udemy.com/course/ifci-expert-cybercrime-investigators-course/?gad_source=1&gclid=CjwKCAiApuCrBhAuEiwA8VJ6JtQFDivymnmlFeE1agIwADZlrJE8xv8piHikMZLKreNBO9e0AlAL-hoCVbsQAvD_BwE&matchtype=b&utm_campaign=LongTail_la.EN_cc.INDIA&utm_content=deal4584&utm_medium=udemyads&utm_source=adwords&utm_term=.ag_84769189328_.ad_670210149092_.kw_digital+forensics+course_.de_c_.dm_.pl_.ti_kwd-323936302499_.li_9298970_.pd_.)



**Signature of BOS Chairman-CSE**

3. <https://www.open.edu/openlearn/science-maths-technology/digital-forensics/content-section-0?active-tab=content-tab>
4. <https://www.edx.org/learn/computer-forensics/rochester-institute-of-technology-computer-forensics>
5. [What Is a Bug Bounty? \[3 Bug Bounty Program Examples\] \(hackerone.com\)](#)



**Signature of BOS Chairman-CSE**

L	T	P	J	C
2	0	2	0	3

**COURSE OUTCOMES**

**After successful completion of this course, the students should be able to**

- CO1:** Understand the fundamentals of web application security to identify and explain common security threats. [K2]
- CO2:** Apply browser security principles to demonstrate methods for mitigating attacks. [K3]
- CO3:** Understand the process of vulnerability assessment in conducting penetration testing on web applications. [K2]
- CO4:** Apply secure design techniques to organize and implement security measures in web application development. [K3]
- CO5:** Analyze and mitigate web application vulnerabilities such as injection, XSS, and CSRF by using security tools using Burp Suite and Nikto. [K4]

**Pre-requisite: NIL**

COs	CO/PO MAPPING (S/M/W indicates strength of correlation) S-Strong, M-Medium, W-Weak										CO/PSO Mapping					
	PROGRAMME OUTCOMES (POs)										PSOs of CSE					
	P O1	P O2	P O3	P O4	P O5	P O6	P O7	P O8	P O9	PO 10	PO 11	PO 12	PS O1	PS O2	PS O3	
<b>CO1</b>	2												2			
<b>CO2</b>					3								3			
<b>CO3</b>		3											2			
<b>CO4</b>			3										3			
<b>CO5</b>		3					3						2			

**COURSE ASSESSMENT METHODS**

<b>DIRECT</b>
1. Continuous Assessment Test I, II 2. Assignments, Mini project and Quiz 3. End Semester Examination
<b>INDIRECT</b>
1. Course-end survey

**THEORY COMPONENT CONTENTS****FUNDAMENTALS OF WEB APPLICATION SECURITY****6 Hours**

The history of Software Security-Recognizing Web Application Security Threats, Web Application Security, Authentication and Authorization, Secure Socket layer, Transport layer Security, Session Management-Input Validation.

**BROWSER SECURITY PRINCIPLES AND WEB APPLICATION VULNERABILITIES****6 Hours**

Origin Policy - Exceptions to the Same-Origin Policy - Cross-Site Scripting and Cross-Site Request Forgery - Reflected XSS - HTML Injection. Understanding vulnerabilities in traditional client server applications and web applications, client state manipulation,



**Signature of BOS Chairman-CSE**

cookie-based attacks, SQL injection, cross domain attack (XSS/XSRF/XSSI) http header injection.

### **VULNERABILITY ASSESSMENT AND PENETRATION TESTING 6 Hours**

Vulnerability Assessment Lifecycle, Vulnerability Assessment Tools: Cloud-based vulnerability scanners, Host-based vulnerability scanners, Network-based vulnerability scanners, Database based vulnerability scanners, Types of Penetration Tests: External Testing, Web Application Testing.

### **SECURE WEB DESIGN**

**6 Hours**

Secure website design: Architecture and Design Issues for Web Applications, Deployment Considerations Input Validation, Authentication, Authorization, Configuration Management, Sensitive Data, Session Management, Cryptography, Parameter Manipulation, Exception Management, Auditing and Logging.

### **HACKING TECHNIQUES AND TOOLS**

**6 Hours**

Social Engineering, Injection, Cross-Site Scripting (XSS), Broken Authentication and Session Management, Cross-Site Request Forgery, Security Misconfiguration, Insecure Cryptographic Storage, Failure to Restrict URL Access, Tools: Comodo, OpenVAS, Nexpose, Nikto and Burp Suite.

**30 Hours**

### **LAB CONTENTS:**

Identify web application vulnerabilities -Authentication, input validation, HTTPS, and browser-based security issues- Vulnerability assessments, Penetration testing and Apply secure design principles-XSS - security issues and countermeasures - Web Vulnerabilities.

### **Experiments**

1. Simulate and Secure the Web Application Threats using DVWA (Damn Vulnerable Web Application).
2. Exploring Authentication, Input Validation, and HTTPS in a Web Application
3. Exploit and Mitigate Browser-Based Web Application Vulnerabilities.
4. Demonstrating Reflected XSS and Same-Origin Policy Violation
5. Perform a Vulnerability Assessment and Web Application Penetration Test.
6. Host-Based Vulnerability Scanning Using OpenVAS
7. Analyse and implement secure web design practices by examining security issues and countermeasures in a sample web application.
8. Designing and Testing a Secure Login and Input Form
9. Identify and exploit a Reflected Cross-Site Scripting (XSS) vulnerability using Burp Suite in a vulnerable web application.
10. Exploiting Common Web Vulnerabilities Using OWASP Juice Shop.

<b>Theory: 30</b>	<b>Tutorial: 0</b>	<b>Practical: 30</b>	<b>Project: 0</b>	<b>Total: 60 Hours</b>
-------------------	--------------------	----------------------	-------------------	----------------------------

### **Textbooks**

1. Andrew Hoffman, Web Application Security: Exploitation and Countermeasures for Modern Web Applications, First Edition, O'Reilly Media, Inc, 2020.
2. Bryan Sullivan, Vincent Liu, Web Application Security: A Beginners Guide, The McGrawHill Companies, 2012.
3. Neil Madden, API Security in Action, Manning Publications Co., NY, USA, 2020.



**Signature of BOS Chairman-CSE**

4. Sullivan, Bryan, and Vincent Liu. Web Application Security, A Beginner's Guide. McGraw Hill Professional, 2011.
5. Stuttard, Dafydd, and Marcus Pinto. The Web Application Hacker's Handbook: Finding and Exploiting Security Flaws. John Wiley Sons, 2011.

#### **Reference books/ Web Links**

1. Dafydd Stuttard and Marcus Pinto, "The Web Application Hacker's Handbook: Finding and Exploiting Security Flaws, Paperback, ISBN: 978-0-470-17077-9, October 2007.
2. Malcolm McDonald, Web Security for Developers: Real Threats, Practical Defense, No Starch Press, 2020.

#### **ONLINE COURSES:**

1. <https://www.offsec.com/cyberiversity/web-application-security/>
2. <https://web.stanford.edu/class/cs253/>
3. <https://owasp.org/www-project-top-ten/>
4. <https://www.hackthebox.com/blog/vulnerability-assessments-vs-pentesting>
5. [https://developer.mozilla.org/en-US/docs/Learn\\_web\\_development/Extensions/Server-side/First\\_steps/Website\\_security](https://developer.mozilla.org/en-US/docs/Learn_web_development/Extensions/Server-side/First_steps/Website_security)
6. <https://www.hackerone.com/knowledge-center/white-hat-hacker>



**Signature of BOS Chairman-CSE**



**COURSE OBJECTIVES:**

- Gain knowledge on digital investigation lifecycle, emphasizing evidence handling, documentation and use of forensic methodologies for identifying and analyzing digital incidents.
- Impart practical skills in forensic data acquisition, imaging, and verification from diverse storage media and file systems while maintaining evidence integrity.
- Ability to extract, analyze, and interpret operating system artifacts from Windows and Linux environments for reconstructing user activities and identifying system misuse.
- Enable students to perform malware analysis through static and dynamic techniques, identify Indicators of Compromise (IOCs), and document forensic findings effectively.
- Develop proficiency in reverse engineering tools, disassembly, and threat intelligence to classify and counteract malware.

**COURSE OUTCOMES:**

**After Successful completion of this course, the students will be able to:**

- CO1:** Apply forensic methodologies to perform a basic digital investigation on a simulated crime scene. (K3)
- CO2:** Construct a forensic report summarizing acquired data, integrity verification and recovery process. (K4)
- CO3:** Examine an automated script or workflow for extraction and correlation of operating system artifacts. (K4)
- CO4:** Analyze network traffic patterns to identify intrusion attempts, data exfiltration or malware communication. (K4)
- CO5:** Analyze malware behavior by monitoring system, file and network activities during execution.(K4)

**Pre-requisites: Nil**

CO/PO Mapping												
(S/M/W indicates strength of correlation) S-Strong, M-Medium, W-Weak												
COs	Programme Outcomes(POs)											
	PO 1	PO 2	PO 3	PO 4	PO 5	PO 6	PO 7	PO 8	PO 9	PO 10	PO 11	PO 12
CO1				M								
CO2					S							
CO3			M		S							
CO4					S							
CO5					S							

**COURSE ASSESSMENT METHODS:**

<b>DIRECT</b>
1. Online Course Certification
2. Multiple Choice Questions
3. Lab Continuous Evaluation
<b>INDIRECT</b>
1. Reflective Essays or Journals



Signature of BOS Chairman-CSE

## **PRACTICAL COMPONENTS:**

### **DIGITAL FORENSICS AND INVESTIGATION PROCESS**

**18 Hours**

- Analysis of Browser History, Cache & Cookies + Event Log.
- Demonstrate write-blocker tools and their use during data acquisition.
- Simulate a digital crime scene and document the investigation steps.
- Analyze USB device usage and related artifacts from a system.

### **DATA ACQUISITION FROM FILE SYSTEM**

**18 Hours**

- Modify the Windows Registry to prevent data from being written to a USB storage device.
- Identify the file systems of forensic images with fsstat, which is included with The Sleuth Kit.
- Recovering Files from Forensic Images with FTK Imager.
- Organize the Registry files and focus on them rather than performing a physical acquisition of a multi-terabyte drive.

### **OPERATING SYSTEM FORENSICS**

**18 Hours**

- Demonstrate privilege escalation vulnerabilities and mitigation.
- Demonstrate patch management — apply and verify system updates in a secure test environment.
- Create and analyze OS security baselines using tools like CIS-CAT or Microsoft Security Compliance Toolkit.

### **NETWORK FORENSICS**

**18 Hours**

- Examine packets to identify signs of ARP spoofing or MITM (Man-in-the-Middle) attacks.
- Examine captured SMTP/POP3 traffic to retrieve message contents and attachments.
- Analyze IDS alerts and verify attack patterns in the captured network data.
- Demonstrate procedures for network evidence acquisition, preservation, and chain of custody.

### **MALWARE FORENSICS**

**18 Hours**

- Detect and remove malware using OS-level tools (Windows Defender, ClamAV).
- Examine malware strings and metadata using tools such as strings, PEview, or Resource Hacker.

<b>Theory: 0</b>	<b>Tutorial: 0</b>	<b>Practical: 90</b>	<b>Project: 0</b>	<b>Total: 90 Hours</b>
------------------	--------------------	----------------------	-------------------	------------------------



**Signature of BOS Chairman-CSE**

**REFERENCES:**

1. Joakim Kävrestad, Marcus Birath & Nathan Clarke, Fundamentals of Digital Forensics, Springer, 3rd Edition, 2024.
2. Brian Carrier, File System Forensic Analysis, Addison-Wesley Professional, 1st Edition, 2005.
3. Ric Messier, Operating System Forensics, Syngress, 1st Edition, 2015. Elsevier Shop.
4. Sherri Davidoff & Jonathan Ham, Network Forensics: Tracking Hackers Through Cyberspace, Pearson, 1st Edition, 2012.
5. Devangi Patel, Meghna Patel & Satyen M. Parikh, Dark Web Forensics, Chapman & Hall/CRC, 1st Edition, 2024.
6. Michael Sikorski & Andrew Honig, Practical Malware Analysis: The Hands-On Guide to Dissecting Malicious Software, No Starch Press, 1st Edition, 2012

**ONLINE COURSES:**

1. <https://www.coursera.org/programs/coursera-for-campus-faculty-ovg1y/learn/digital-forensics-essentials-dfe>
2. <https://www.coursera.org/programs/coursera-for-campus-faculty-ovg1y/learn/packt-digital-forensics-for-pentesters-hands-on-learning-f4gfm?source=search>
3. <https://www.coursera.org/programs/coursera-for-campus-faculty-ovg1y/learn/ibm-incident-response-digital-forensics?source=search>
4. <https://www.coursera.org/specializations/computerforensics>



**Signature of BOS Chairman-CSE**

# **AUTOMATION AND ARTIFICIAL INTELLIGENCE**

A handwritten signature in black ink, appearing to be 'Rm' followed by a large 'X' or a stylized flourish.

**Signature of BOS Chairman-CSE**

**U18CSE0003****ARTIFICIAL INTELLIGENCE**

L	T	P	J	C
3	0	0	0	3

**COURSE OUTCOMES**

AFTER SUCCESSFUL COMPLETION OF THIS COURSE, THE STUDENTS SHOULD BE ABLE TO

- CO1:** Develop solutions for problems using various Artificial Intelligence concepts. K5,S3  
**CO2:** Design applications using PROLOG for making inferences. K4,S2  
**CO3:** Demonstrate usage of planning and decision making. K3  
**CO4:** Apply the concepts of learning using Tensor Flow and any other programming language. K4,S2

**Pre-requisites : Nil**

CO/PO MAPPING (S/M/W indicates strength of correlation) S-Strong, M-Medium, W-Weak													CO/PSO Mapping		
COs	PROGRAMME OUTCOMES (POs)												PSOs		
	PO 1	PO 2	PO 3	PO 4	PO 5	PO 6	PO 7	PO 8	PO 9	PO 10	PO 11	PO 12	PS O1	PS O2	PS O3
CO1	S	S	M		S	S			S	M		M	M	M	M
CO2	S	S	S		M				M	M		M		M	
CO3	S	M								M		M		M	

**COURSE ASSESSMENT METHODS**

DIRECT
1. Continuous Assessment Test I, II 2. Open book test; Cooperative learning report, Assignment; Journal paper review, Group Presentation, Project report, Poster preparation, Prototype or Product Demonstration etc a. (as applicable) 3. End Semester Examination
INDIRECT
1. Course-end survey

**THEORY COMPONENT CONTENTS****INTRODUCTION AND PROBLEM SOLVING****9 Hours**

Definitions of AI - Intelligent Agents. Problem solving by searching: Problem-solving agents- Example problems – Search for solutions Uninformed search strategies – Informed search strategies – Heuristic functions.

**LOGIC****9 Hours**

Logical agents: Knowledge-based agents – The Wumpus world. Logic – Propositional logic: A very simple logic-Propositional theorem proving.


**Signature of BOS Chairman-CSE**

First order logic: Representation – Syntax and semantics of first order logic – Using first order logic-PROLOG basics  
Inference in first order logic: Propositional versus first order inference– Unification and lifting  
– Forward chaining – Backward chaining – Resolution.

## **PLANNING AND DECISION MAKING**

**9 Hours**

Classical Planning: Definition – Algorithms for planning as state-space search-Planning graphs  
– Other classical planning approaches.

Making simple Decisions-Combining beliefs and desires under Uncertainty-Utility theory-  
Utility functions-Multi attribute utility functions-Decision networks- The value of information-  
Decision theoretic expert systems.

## **LEARNING**

**9 Hours**

Quantifying uncertainty: Acting under uncertainty - Probability basics – Bayes’ Rule and its  
use. Probabilistic reasoning: Representing knowledge in uncertain domain- The semantics of  
Bayesian networks. Forms of learning - Supervised learning - Learning decision trees.  
Reinforcement Learning: Passive Learning – Active Learning – Learning an Action-Value  
function using Q Learning.

## **ANN AND DEEP LEARNING**

**9 Hours**

Introduction to artificial neural networks, Perceptrons, Multi-layer feed forward network,  
Application of ANN - Deep feed forward networks – Convolution Neural networks –  
Applications-Use of Tensorflow.

<b>Theory: 45</b>	<b>Tutorial: 0</b>	<b>Practical: 0</b>	<b>Project: 0</b>	<b>Total: 45 Hours</b>
-------------------	--------------------	---------------------	-------------------	------------------------

## **REFERENCES**

1. Stuart Russell, Peter Norvig, “Artificial Intelligence – A Modern Approach”, 3rd Edition, Pearson Education / Prentice Hall of India, 2015.
2. Elaine Rich, Kevin Knight, Shivashankar.B.Nair, “Artificial Intelligence”, Tata Mc Graw Hill, Third Edition , 2009
3. Nils J. Nilsson, “Artificial Intelligence: A new Synthesis”, Harcourt Asia Pvt. Ltd., 2000
4. George F. Luger, “Artificial Intelligence-Structures and Strategies For Complex Problem Solving”, Pearson Education / PHI, 2002
5. David L. Poole, Alan K. Mackworth, “Artificial Intelligence: Foundations of Computational Agents”, Cambridge University Press, 2010.
6. Ian Goodfellow, Yoshua Bengio, Aaron Courville, “Deep Learning”, An MIT Press Book, 2016.
7. Li Deng , Dong Yu, “Deep Learning: Methods and Applications”, Now Publishers, 2014.



**Signature of BOS Chairman-CSE**

## OTHER REFERENCES

1. <http://aima.cs.berkeley.edu>
2. <http://www-formal.stanford.edu/jmc/whatisai/>
3. <http://nptel.ac.in/courses/106106126/4>
4. <https://www.coursera.org/specializations/deep-learning#courses>
5. <https://www.coursera.org/specializations/machine-learning-tensorflow-gcp>
6. <https://www.deeplearningbook.org/>
7. <https://medium.freecodecamp.org/an-introduction-to-q-learning-reinforcement-learning-14ac0b4493cc>



**Signature of BOS Chairman-CSE**

L	T	P	J	C
2	0	2	0	3

**COURSE OUTCOMES:**

**After successful completion of this course, the students should be able to**

- CO1:** Attain a foundational understanding of Neural Networks and Deep Learning[K3]  
**CO2:** Develop Convolution Neural Network for complex engineering problems using pretrained models[K3]  
**CO3:** Realize the significance of the Sequence Models[K4]  
**CO4:** Utilize an appropriate unsupervised deep learning approach for addressing sophisticated technology challenges[K4]

**Pre-requisite:** U18MAI1201/Linear Algebra and Calculus, U18MAT3102/Discrete Mathematics

COs	CO/PO MAPPING (S/M/W indicates strength of correlation) S-Strong, M-Medium, W-Weak												CO/PSO Mapping		
	PROGRAMME OUTCOMES (POs)												PSOs of CSE		
	P O1	P O2	P O3	P O4	P O5	P O6	P O7	P O8	P O9	P O10	P O11	PO 12	PS O1	PS O2	PS O3
<b>CO1</b>	S	S	M	M	S	M				S		S	S	S	S
<b>CO2</b>	S	S	S	S	S	S				S		S	S	S	S
<b>CO3</b>	S	S	S	S	S	S				S		S	S	S	S
<b>CO4</b>	S	S	S	S	S	M				S		S	S	S	S

**COURSE ASSESSMENT METHODS**

<b>DIRECT</b>
1. Continuous Assessment Test I, II 2. Lab Assignment, Lab assessment, Written tests (Theory) 3. End Semester Examination
<b>INDIRECT</b>
1. Course-end survey

**THEORY COMPONENT CONTENT****INTRODUCTION****8 Hours**

Basic Concept of Neurons – Perceptron Algorithm – Activation Functions – Loss Functions - Feed Forward and Backpropagation Networks- Deep Feed-Forward Neural Networks – Gradient Descent for Neural Networks.

**CONVOLUTION NEURAL NETWORKS****7 Hours**

Convolution and its variants – Pooling Layers – Down sampling, stride and padding - Transfer Learning – CNN Architectures: ResNet, AlexNet – Image Classification using Transfer Learning



Signature of BOS Chairman-CSE



## SEQUENCE MODELING

**8 Hours**

Recurrent and Recursive Nets – Recurrent Neural Networks – Deep Recurrent Networks – Bi-directional RNN - Recursive Neural Networks- LSTM and GRU – Attention and the transformer - Applications.

## DEEP LEARNING MODELS

**7 Hours**

Autoencoders (AE) – AE Variants - Deep Boltzmann Machine - Deep Belief Networks - Architecture - Greedy Learning – Speech Processing and Recognition using DBN.

## LAB COMPONENT

Sample List of Lab Experiments:

1. Train Simple Perceptron with Gradient Descent for regression
2. Implement Backpropagation algorithms
3. CNN for image classification
4. Perform object detection with Transfer Learning
5. Implement Recurrent Neural Network
6. Implement Deep Belief networks
7. Transformer Implementation

<b>Theory: 30</b>	<b>Tutorial: 0</b>	<b>Practical: 30</b>	<b>Project: 0</b>	<b>Total: 60 Hour</b>
-------------------	--------------------	----------------------	-------------------	-----------------------

## REFERENCES

1. Ian J. Goodfellow, YoshuaBengio, Aaron Courville, “Deep Learning”, MIT Press, 2017.
2. Magnus Ekman, Learning Deep Learning, Addison-Wesley Professional, 2021.
3. Ian J. Goodfellow, YoshuaBengio, Aaron Courville, “Deep Learning”, MIT Press, 2017.
4. Magnus Ekman, Learning Deep Learning, Addison-Wesley Professional, 2021.
5. Francois Chollet, “Deep Learning with Python”, Manning Publications, 2018.
6. Charu C. Aggarwal, “Neural Networks and Deep Learning”, Springer 2018.

## ONLINE LEARNING MATERIALS

1. <https://www.coursera.org/programs/coursera-for-campus-faculty-ovg1y/learn/neural-networks-deep-learning?source=search#modules>
2. <https://www.coursera.org/programs/coursera-for-campus-faculty-ovg1y/specializations/deep-learning?source=search>



**Signature of BOS Chairman-CSE**

L	T	P	J	C
2	0	2	0	3

**COURSE OUTCOMES:**

After successful completion of this course, the students should be able to

- CO1:** Apply the fundamentals of computer vision to the formation and transformation of images [K3]  
**CO2:** Apply feature extraction Techniques in image and segmentation [K3]  
**CO3:** Ability to perform smoothing and image equalization [K4]  
**CO4:** Compare various projection and object recognition methods [K4]  
**CO5:** Evaluate performance of computer vision algorithms in various applications[K4]

**Pre-requisite:** U18MAI1201/Linear Algebra and Calculus, U18MAT3102/Discrete Mathematics

COs	CO/PO MAPPING (S/M/W indicates strength of correlation) S-Strong, M-Medium, W-Weak												CO/PSO Mapping		
	PROGRAMME OUTCOMES (POs)												PSOs of CSE		
	P O1	P O2	PO 3	P O4	PO 5	PO 6	PO 7	PO 8	PO 9	PO 10	PO 11	PO 12	PS O1	PS O2	PS O3
CO1	S	S	S										S		
CO2		S		S	S										
CO3				S				M				M			
CO4	S		M											S	
CO5			S					S		M					S

**COURSE ASSESSMENT METHODS**

DIRECT
1. Continuous Assessment Test I, II 2. Lab Assignment, Lab assessment, Written tests (Theory) 3. End Semester Examination
INDIRECT
1. Course-end survey

**INTRODUCTION****6 Hours**

Image Processing, Computer Vision - Low-level, Mid-level, High-level, Fundamentals of Image Formation, Transformation: Orthogonal, Euclidean, Affine, Projective, Fourier Transform, Convolution and Filtering, Image Enhancement, Restoration, Histogram Processing.

**FEATURE EXTRACTION AND FEATURE SEGMENTATION****6 Hours**

Feature Extraction -Edges - Corners - Harris and Hessian Affine, Orientation Histogram, SIFT, SURF, HOG, GLOH, Scale-Space Analysis- Image Pyramids and Gaussian derivative filters, Gabor Filters and DWT. Image Segmentation -Region Growing, Edge Based approaches to segmentation, Graph-Cut, Mean-Shift, MRFs, Texture Segmentation.



Signature of BOS Chairman-CSE

## IMAGES, HISTOGRAMS, BINARY VISION

**6 Hours**

Simple pinhole camera model – Sampling – Quantisation – Colour images – Noise – Smoothing – 1D and 3D histograms - Histogram/Image Equalisation - Histogram Comparison - Back-projection - k-means Clustering.

## 3D VISION AND MOTION

**6 Hours**

Methods for 3D vision – projection schemes – shape from shading – photometric stereo – shape from texture – shape from focus – active range finding – surface representations – point-based representation – volumetric representations – 3D object recognition – 3D reconstruction – introduction to motion – triangulation – bundle adjustment – translational alignment – parametric motion–spline-based motion- optical flow – layered motion.

## APPLICATIONS

**6 Hours**

Overview of Diverse Computer Vision Applications: Document Image Analysis, Biometrics, Object Recognition, Tracking, Medical Image Analysis, Content-Based Image Retrieval, Video Data Processing, Virtual Reality and Augmented Reality-Pretrained models- VGG-16-ResNet50.

## LAB COMPONENT

Sample List of Experiments:

1. Detect the RGB color from a webcam using Python – OpenCV
2. Face Detection using Python and OpenCV with a webcam
3. Face and Hand Landmarks Detection using Python – Media pipe, OpenCV
4. Real-Time Edge Detection using OpenCV
5. Implement Canny Edge Detector in Python using OpenCV
6. Gun Detection using Python-OpenCV
7. Real-time object color detection using OpenCV

<b>Theory: 30</b>	<b>Tutorial: 0</b>	<b>Practical: 30</b>	<b>Project: 0</b>	<b>Total: 60 Hour</b>
-------------------	--------------------	----------------------	-------------------	-----------------------

## REFERENCES

1. D. A. Forsyth, J. Ponce, “Computer Vision: A Modern Approach”, Pearson Education.2<sup>nd</sup> Edition ,2015.
2. Joseph Howse , Joe Minichino “ Learning OpenCV 4 Computer Vision with Python 3: Get to grips with tools, techniques, and algorithms for computer vision and machine learning, Packt Publishing Limited 3<sup>rd</sup> Edition , 2020.
3. Richard Szeliski, “Computer Vision: Algorithms and Applications”, Springer Verlag London Limited,2011.
4. Sonka M, Hlavac V, Boyle R, Image processing, analysis, and machine vision, Cengage Learning; 2014.

## ONLINE LEARNING MATERIALS

1. <https://archive.nptel.ac.in/courses/106/105/106105216/>
2. <https://www.coursera.org/programs/coursera-for-campus-faculty-ovg1y/learn/introduction-computer-vision-watson-opencv>



**Signature of BOS Chairman-CSE**

L	T	P	J	C
2	0	2	0	3

**COURSE OUTCOMES:**

After successful completion of this course, the students should be able to

- CO1:** Analyze and articulate the benefits of implementing automation in production systems [K4]  
**CO2:** Identify industries best-suited for RPA adoption and evaluate case studies showcasing successful RPA implementations [K4]  
**CO3:** Develop automation solutions with practical examples using Sequence and Flowchart activities [K3]  
**CO4:** Implement best practices in recording and selector strategies to optimize automation workflows [K3]

**Pre-requisite:** Nil

COs	CO/PO MAPPING (S/M/W indicates strength of correlation) S-Strong, M-Medium, W-Weak												CO/PSO Mapping		
	PROGRAMME OUTCOMES (POs)												PSOs of CSE		
	P O1	P O2	P O3	P O4	P O5	P O6	P O7	P O8	P O9	P O10	P O11	P O12	PS O1	PS O2	PSO3
<b>CO1</b>	M	S	M	S			M	M				M			
<b>CO2</b>	M	S	M	S	M		M	M				M			
<b>CO3</b>	S	M	S	M								M		S	M
<b>CO4</b>	S	M	S	M								M		S	M

**COURSE ASSESSMENT METHODS**

<b>DIRECT</b>
1. Continuous Assessment Test I, II 2. Lab Assignment, Lab assessment, Written tests (Theory) 3. End Semester Examination
<b>INDIRECT</b>
1. Course-end survey

**THEORY COMPONENT CONTENT****INTRODUCTION TO AUTOMATION****7 Hours**

Automation in production system-Automation principles and strategies-Basic elements of an automated system-advanced automation Functions-levels of Automation-Hardware components for automation-sensors and actuators- Benefits of Automation -Limitations to Automation.



Signature of BOS Chairman-CSE

## **RPA AND ITS PLATFORMS**

**7 Hours**

Introduction to Robotic Process Automation- Benefits of RPA- Overview of Industries Best-Suited for RPA- Advancements in RPA and Its Integration with AI. Components of RPA- RPA Platforms-About Ui Path- The future of automation.

## **WORKFLOW AND CONTROL FLOW**

**8 Hours**

Sequencing the workflow Activities-Control flow, various types of loops, and decision-making using Sequence and Flowchart-Data Manipulation-Variables and Scope Collections-Arguments -Data table usage with examples -Clipboard Management-File operation mouse and keyboard activities- Working with UiExplorer- Handling events- Screen Scraping.

## **RECORDERS, SELECTORS**

**8 Hours**

UiPath Studio Recording -Recorder Overview-Components of Recording Wizard-Comparison of Recording Types-Automatic Recording Activities-Manual Recording activities -Basic Recorder-Desktop Recorder-Web Recorder-Selector-Selector Editor-Selectors with wild cards-UI Explorer in Selector-UI Explorer Window-Full Selectors and Partial Selectors-Errors, Exception and Debugging.

## **LAB CONTENTS**

Sample list of Experiments:

1. Study on UI path Tool
2. Recording Modes
3. Notepad/Word Automation
4. Screen Scrapping Techniques to extract text from Images/Web/Document
5. YouTube Search Engine-BMI Calculator Robot-Excel Automation Basics
6. Fees Concession Robot
7. PDF Automation
8. Invoice Automation Robot
9. Exception Handling / Running Multiple Robots
10. Data Scrapping (Web) with AI Techniques in UiPath
11. Gmail Automation Robot
12. Orchestrator - UiPath Dashboard

<b>Theory: 30</b>	<b>Tutorial:0</b>	<b>Practical: 30</b>	<b>Project :0</b>	<b>Total:60 Hours</b>
-------------------	-------------------	----------------------	-------------------	-----------------------

## **REFERENCES**

1. M.P.Groover, "Automation, Production Systems and Computer Integrated Manufacturing", 4th edition, Pearson Education, 2016.
2. Tom Taulli, The Robotic Process Automation Handbook : A Guide to Implementing RPA Systems,2020, ISBN-13 (electronic): 978-1-4842-5729-6, Publisher : A press,
3. Frank Casale, Rebecca Dilla, Heidi Jaynes ,Lauren Livingston, "Introduction to Robotic Process Automation: a Primer", Institute of Robotic Process Automation.2015.
4. Richard Murdoch, Robotic Process Automation: Guide To Building Software Robots, Automate Repetitive Tasks & Become An RPA Consultant,2018.

## **ONLINE LEARNING MATERIALS**

1. <https://www.coursera.org/specializations/roboticprocessautomation>
2. <https://www.coursera.org/professional-certificates/google-it-automation>.



**Signature of BOS Chairman-CSE**

L	T	P	J	C
2	0	2	0	3

**COURSE OUTCOMES**

After successful completion of this course, the students should be able to

- CO1:** Apply lexical and parsing techniques to perform pre-processing steps of NLP [K3]  
**CO2:** Apply appropriate statistical models for a given natural language application [K3]  
**CO3:** Analyze various algorithms that suit any natural language for processing [K4]  
**CO4:** Suggest appropriate pre-processing steps essential for the various applications involving natural language processing [K4]

**Pre-requisite:** U18MAI1201/Linear Algebra and Calculus, U18MAT3102/Discrete Mathematics

COs	CO/PO MAPPING (S/M/W indicates strength of correlation) S-Strong, M-Medium, W-Weak												CO/PSO Mapping		
	PROGRAMME OUTCOMES (POs)												PSOs of CSE		
	PO 1	PO 2	PO 3	PO 4	PO 5	PO 6	PO 7	PO 8	PO 9	PO 10	PO 11	PO 12	PS O1	PS O2	PS O3
<b>CO1</b>	S											M			
<b>CO2</b>	S	M										M			
<b>CO3</b>	M		S		M							M	S	S	S
<b>CO4</b>	M			S								M	M	S	M

**COURSE ASSESSMENT METHODS**

<b>DIRECT</b>
1. Continuous Assessment Test I, II 2. Lab Assignment, Lab assessment, Written tests (Theory) 3. End Semester Examination
<b>INDIRECT</b>
1. Course-end survey

**LEXICAL ANALYSIS AND MORPHOLOGY****9 Hours**

Regular expression and Automata for string matching - Words and Word Forms - Morphology fundamentals - Morphological Diversity of Indian Languages - Morphology Paradigms - Finite State Machine / Transducers Based Morphology - Automatic Morphology Learning - Parts of Speech - N-gram Models - Hidden Markov Models.

**SPEECH PROCESSING****9 Hours**

Biology of Speech Processing - Place and Manner of Articulation - Word Boundary Detection - Argmax based computations - HMM and Speech Recognition - Text to Speech Synthesis - Rule based-Concatenative based approach.

**PARSING****8 Hours**

Parsing Theories of Parsing - Parsing Algorithms – Earley Parser - CYK Parser - Probabilistic Parsing - CYK - Resolving attachment and structural ambiguity - Shallow Parsing -



Signature of BOS Chairman-CSE

Dependency Parsing - Named Entity Recognition - Maximum Entropy Models - Conditional Random Fields.

## **APPLICATIONS**

**4 Hours**

Applications: Sentiment Analysis - Text Entailment - Machine Translation - Question Answering System - Information Retrieval - Information Extraction - Cross Lingual Information Retrieval (CLIR)

## **LAB COMPONENT**

Sample List of Experiments:

1. Pre-processing of text (Tokenization, Filtration, Script Validation, Stop Word Removal, Stemming)
2. Morphological Analysis
3. N - gram model
4. POS tagging
5. Chunking
6. Named Entity Recognition
7. Applications

<b>Theory: 30</b>	<b>Tutorial:0</b>	<b>Practical: 30</b>	<b>Project :0</b>	<b>Total:60 Hours</b>
-------------------	-------------------	----------------------	-------------------	-----------------------

## **REFERENCES**

1. Jurafsky Daniel, Martin James, “Speech and Language Processing”, Second Edition, Tenth Impression, Pearson Education, 2018.
2. Christopher Manning, Schutze Heinrich, “Foundations of Statistical Natural Language Processing”, MIT Press, 1999.
3. Sowmya Vajjala, Bodhisattwa Majumder, Anuj Gupta, Harshit Surana “ Practical Natural Language Processing: A Comprehensive Guide to Building Real-World NLP Systems”, Oreilly Publications, 2020
4. Steven Bird , Ewan Klein , Edward Loper, “Natural Language Processing with Python: Analyzing Text with the Natural Language Toolkit”. Oreilly Publications, 2007.

## **ONLINE LEARNING MATERIALS**

1. <https://www.udemy.com/course/nlp-natural-language-processing-with-python>
2. <https://www.coursera.org/specializations/natural-language-processing>
3. <https://www.edx.org/learn/natural-language-processing>
4. <https://www.simplilearn.com/natural-language-processing-training-course>
5. <https://www.mygreatlearning.com/nlp/free-courses>



**Signature of BOS Chairman-CSE**

L	T	P	J	C
2	0	2	0	3

**COURSE OUTCOMES:**

**After successful completion of this course, the students should be able to**

- CO1:** Acquire insights into the key technological trends driving generative AI models [K3]  
**CO2:** Acquire the ability to apply effective prompt engineering techniques to enhance the performance and control the behaviour of generative AI models [K4]  
**CO3:** Build, train and apply generative models and develop familiarity with platforms [K4]  
**CO4:** Ability to comprehend ethical issues and limitations of generative AI models [K3]

**Pre-requisite:** Nil

COs	CO/PO MAPPING (S/M/W indicates strength of correlation) S-Strong, M-Medium, W-Weak												CO/PSO Mapping		
	PROGRAMME OUTCOMES (POs)												PSOs of CSE		
	P O1	PO 2	PO 3	P O4	PO 5	PO 6	PO 7	P O8	PO 9	PO 10	P O11	PO 12	PS O1	PS O2	PS O3
<b>CO1</b>	M	M							M			M		S	
<b>CO2</b>		S	S	M	S	M	S	S	M	M	S	M	S	S	
<b>CO3</b>			S	M	S	M	S	S	M	M	S	M	S	S	
<b>CO4</b>				M		M	S	S	M			M		S	

**COURSE ASSESSMENT METHODS**

<b>DIRECT</b>
1. Continuous Assessment Test I, II 2. Lab Assignment, Lab assessment, Written tests (Theory) 3. End Semester Examination
<b>INDIRECT</b>
1. Course-end survey

**THEORY COMPONENT CONTENT****INTRODUCTION TO GENERATIVE AI****5 Hours**

Capabilities - History and Evolution -Benefits- Challenges - Applications of Generative AI – Tools for Text, Image Code, Audio and Video generation– Economic Potential of Generative AI - Use cases

**PROMPT ENGINEERING TECHNIQUES AND APPROACHES****6 Hours**

Prompt Creation -Writing effective prompts -Techniques for using text prompts: Zero shot and few-shot prompt techniques – Prompt engineering approaches: Interview pattern, Chain-of Thought, Tree-of Thought - Benefits of using text prompts - Challenges in generating meaningful and coherent prompts.

**MODELS FOR GENERATIVE AI****7 Hours**

Basics of Sequential data processing – Building blocks of Generative AI - Discriminative modelling – Generative modelling –Recurrent Neural Networks – Long Short-Term Memory



Signature of BOS Chairman-CSE



(LSTM) Networks - Generative Adversarial Networks (GANs) - Variational Autoencoders (VAEs) – Transformer-based Models - Diffusion models- Applications

### **PLATFORMS FOR GENERATIVE AI**

**7 Hours**

Introduction to Platforms – Features of platforms – Capabilities -Applications - Pre-trained Models - Challenges – Generation of Text to Text – Generation of Text to Image – Text to Code Generation – Explainable AI – Benefits – Use cases.

### **ETHICAL ISSUES AND LIMITATIONS OF GENERATIVE AI**

**5 Hours**

Limitations of Generative AI – Issues and concerns – Considerations for Responsible Generative AI – Economic Implications – Social Implications – Future and professional Growth of Generative AI.

### **LAB COMPONENT**

Sample List of Experiments:

1. Generate text using Generative AI
2. Text Generation using ChatGPT and Bard
3. Image Generation using GPT and Stable Diffusion
4. Code Generation
5. Experimenting with Prompts
6. Approaches in Prompt Engineering
  - Chain-of-Thought Approach
  - Interview Pattern Approach
  - Tree-of-Thought Approach
7. Effective Text Prompts for Image Generation
8. Develop AI Applications with the Foundation Models
9. Develop AI Applications for Code Generation

<b>Theory: 30</b>	<b>Tutorial:0</b>	<b>Practical: 30</b>	<b>Project :0</b>	<b>Total:60 Hours</b>
-------------------	-------------------	----------------------	-------------------	-----------------------

### **REFERENCES**

1. Deep Learning: Teaching Machines to Paint, Write, Compose and Play, David Foster, 2023. 2<sup>nd</sup> edition. O'Reilly Media, Inc.
2. Deep Learning, Ian Goodfellow, Yoshua Bengio, Aaron Courville, MIT Press, 2016.
3. Hands-on Generative Adversarial Networks with Keras, Rafael Valle. Packt Publisher, 2019

### **ONLINE LEARNING MATERIALS**

1. <https://www.coursera.org/learn/generative-ai-introduction-and-applications?specialization=generative-ai-for-everyone>
2. <https://www.coursera.org/learn/generative-ai-prompt-engineering-for-everyone?specialization=generative-ai-for-everyone>
3. <https://www.coursera.org/learn/generative-ai-foundation-models-and-platforms?specialization=generative-ai-for-everyone>
4. <https://www.coursera.org/learn/generative-ai-ethical-considerations-and-implications?specialization=generative-ai-for-everyone>



**Signature of BOS Chairman-CSE**

L	T	P	J	C
3	0	0	0	3

**COURSE OUTCOMES**

After successful completion of this course, the students should be able to

- CO1:** Comprehend the fundamental concepts of AI, recognize ethical considerations, and analyze biases and limitations through real-world case studies. [K3]
- CO2:** Apply ethical theories and principles to implement responsible AI practices, emphasizing accountability, responsibility, and transparency.[K3]
- CO3:** Evaluate the importance of interpretability, categorize methods, and apply them to models, ensuring effective communication of results [K3]
- CO4:** Attain a comprehensive understanding of data privacy principles, employ effective privacy-preserving techniques in AI applications, and critically assess real-world instances emphasizing the equilibrium between privacy and utility[K4]
- CO5:** Assess ethical reasoning approaches, design moral agents, and implement ethical deliberation, governance, and inclusion for responsible AI practices [K4]

**Pre-requisite:** Nil

COs	CO/PO MAPPING (S/M/W indicates strength of correlation) S-Strong, M-Medium, W-Weak												CO/PSO Mapping		
	PROGRAMME OUTCOMES (POs)												PSOs of CSE		
	PO 1	PO 2	PO 3	PO 4	PO 5	PO 6	PO 7	PO 8	PO 9	PO 10	PO 11	PO 12	PS O1	PS O2	PS O3
<b>CO1</b>	S	S	M	M	M	S		S		S		S	S	S	S
<b>CO2</b>	S	S	M	M	M	S		S		S		S	S	S	S
<b>CO3</b>	S	S	M	M	M	S		S		S		S	S	S	S
<b>CO4</b>	S	S	M	M	M	S		S		S		S	S	S	S
<b>CO5</b>	S	S	M	M	M	S		S		S		S	S	S	S

**COURSE ASSESSMENT METHODS**

<b>DIRECT</b>
1. Continuous Assessment Test I, II 2. Lab Assignment, Lab assessment, Written tests (Theory) 3. End Semester Examination
<b>INDIRECT</b>
1. Course-end survey

**THEORY COMPONENT CONTENT****INTRODUCTION****11 Hours**

Autonomy – Adaptability – Interaction – Need for Ethics in AI - Fairness and Bias: Sources of Biases – Exploratory data analysis, limitations of a dataset – Group fairness and individual fairness – Counterfactual fairness - AI harms – AI risks : Case Study



Signature of BOS Chairman-CSE

**ETHICAL DECISION MAKING****8 Hours**

Seven Principles of Responsible AI - Ethical theories – Values - Ethics in practice – Implementing Ethical Reasoning – The ART of AI : Accountability, Responsibility, Transparency

**INTERPRETABILITY AND EXPLAINABILITY****10 Hours**

Importance of Interpretability – Taxonomy of Interpretability Methods – Scope of Interpretability – Evaluation of Interpretability – Interpretable Models: Linear Regression – Logistic Regression – Decision Tree.

**PRIVACY PRESERVATION****8 Hours**

Introduction to data privacy - Methods of protecting data - Importance of balancing data privacy and utility - Attack model – Privacy Preserving Learning - Differential Privacy – Federated Learning – Case Study.

**ENSURING RESPONSIBLE AI****8 Hours**

Approaches to Ethical Reasoning by AI – Designing Artificial Moral Agents – Implementing Ethical Deliberation – Levels of Ethical Behaviour – The ethical status of AI system – Governance for Responsible AI – Codes of Conduct – Inclusion and Diversity

<b>Theory: 45</b>	<b>Tutorial:0</b>	<b>Practical: 0</b>	<b>Project :0</b>	<b>Total:45 Hours</b>
-------------------	-------------------	---------------------	-------------------	-----------------------

**REFERENCES**

1. Virginia Dignum, “Responsible Artificial Intelligence: How to Develop and Use AI in a Responsible Way” Springer Nature, 2019.
2. Christoph Molnar “Interpretable Machine Learning”.Lulu, 1st edition, 2019.
3. Beena Ammanath, “ Trustworthy AI”, Wiley, 2022.
4. Adnan Masood, Heather Dawe, Dr. Ehsan Adeli, “ Responsible AI in the Enterprise”, Packt Publishing, 2023.

**ONLINE LEARNING MATERIAL**

1. <https://www.coursera.org/programs/coursera-for-campus-faculty-ovg1y/learn/introduction-to-responsible-ai?source=search>.
2. <https://www.coursera.org/programs/coursera-for-campus-faculty-ovg1y/learn/responsible-ai-in-generative-ai?source=search>

**Signature of BOS Chairman-CSE**

L	T	P	J	C
2	0	2	0	3

**COURSE OBJECTIVES:**

- Understand the basic ideas of NLP and deep learning and how they are used to process language.
- Learn how words, sequences, and transformer models are represented and built.
- Apply prompting and retrieval methods to improve the performance of language models.
- Explore knowledge graphs, simple model-tuning methods, and ways to interpret LLMs.
- Recognize the uses, challenges, ethics, and future trends of modern NLP and language models.

**COURSE OUTCOMES:**

**After Successful completion of this course, the students will be able to:**

- CO1:** Understand foundational NLP and deep learning concepts to analyze and process text data using basic neural models. [K2]
- CO2:** Implement word representations, sequence models, and transformer-based architectures for various NLP tasks. [K3]
- CO3:** Apply prompting, instruction tuning, and retrieval-augmented generation techniques to enhance LLM performance. [K3]
- CO4:** Apply knowledge graph methods, parameter-efficient adaptation techniques, and model interpretability tools to improve and analyze LLMs. [K3]
- CO5:** Analyze NLP and LLM systems in terms of applications, limitations, ethical considerations, and emerging technological trends. [K4]

**Pre-requisites:** Nil

CO/PO Mapping												
(S/M/W indicates strength of correlation) S-Strong, M-Medium, W-Weak												
COs	Programme Outcomes (POs)											
	PO 1	PO 2	PO 3	PO 4	PO 5	PO 6	PO 7	PO 8	PO 9	PO 10	PO 11	PO 12
CO1	S	M										
CO2	S	S	M	M								
CO3	M	S	S						M			
CO4	S	M	M	M					M			
CO5	M				S							

**COURSE ASSESSMENT METHODS:****DIRECT**

1. Continuous Assessment Test I, II (Theory component)
2. Open Book Test, Cooperative Learning Report, Assignment
3. Pre/Post - Experiment Test/Viva; Experimental Report for each Experiment (lab Component)
4. Model Examination (lab component)
5. End Semester Examination (Theory and lab components)

**INDIRECT**

1. Course-end survey



Signature of BOS Chairman-CSE

## **THEORY COMPONENTS:**

### **FOUNDATIONS OF NLP AND DEEP LEARNING**

**6 Hours**

Introduction to NLP - NLP Pipeline – Applications of NLP – Introduction to Statistical Language Models – Statistical Language Models: Advanced Smoothing and Evaluation – Introduction to Deep Learning - Perceptron – ANN – Backpropagation – CNN – Introduction to PyTorch

### **WORD REPRESENTATIONS AND NEURAL LANGUAGE MODELS**

**6 Hours**

Word Representation– Tokenization Strategies – Neural Language Models – Sequence-to-Sequence Models – Greedy and Beam Search – Decoding Strategies – Attention in Seq2Seq Models – Introduction to Transformers - Self and Multi-Head Attention – Positional Encoding – Layer Normalization –

### **PROMPTING, AND RETRIEVAL-AUGMENTED GENERATION**

**6 Hours**

Pre-Training Strategies – Introduction to HuggingFace – Instruction Tuning – Prompt-based Learning – Advanced Prompting Techniques and Prompt Sensitivity – Alignment of Language Models with Human Feedback (RLHF) – Open-book Question Answering – Retrieval-Augmented Inference and Generation – Retrieval Augmentation Techniques - Key-value Memory Networks – HotPotQA Solvers – Pointer Networks – REALM – RAG – FiD – Unlimiformer – KGQA including EmbedKGQA and GrailQA

### **ADAPTATION, AND ETHICS IN LLMS**

**6 Hours**

Knowledge Graphs - Representation – Completion – Alignment – Isomorphism – Graph Neural Networks vs. Neural KG Inference – Parameter-efficient Adaptation - Prompt Tuning – Prefix Tuning – LoRA – Residual Stream Perspective of Transformers – Interpretability Techniques – Overview of Recent Models - GPT-4 – Llama-3 – Claude-3 – Mistral – Gemini – Ethical NLP

### **APPLICATIONS & FUTURE DIRECTIONS IN LLMS**

**6 Hours**

Quantum-safe NLP Concepts – Cross-domain NLP Applications – Role of LLMs in Healthcare, Education, Finance – Large-Scale NLP Deployment Challenges – Trends in Multimodal LLMs – Open-source vs Proprietary LLM Landscape – Future Research Directions in NLP and LLMs

**Theory: 30**

**Tutorial: 0**

**Total: 60 Hours**

## **LAB EXPERIMENTS:**

1. Text Cleaning, Tokenization, and NLP Pipeline Implementation
2. Word Embedding Generation Using Word2Vec and GloVe
3. Building a Sequence-to-Sequence Model with Attention for Machine Translation
4. Prompt-based Learning Using Zero-shot, One-shot, and Few-shot Prompting
5. Implementation of a Retrieval-Augmented Generation (RAG) Pipeline
6. Parameter-Efficient Fine-Tuning Using LoRA for Downstream NLP Tasks

**Practical: 30**

**Tutorial:0**

**Total: 30 Hours**



**Signature of BOS Chairman-CSE**

**REFERENCES:**

1. Lewis Tunstall, Leandro von Werra, and Thomas Wolf, Natural Language Processing with Transformers: Building Language Applications with Hugging Face, O'Reilly Media, 2022.
2. Palash Goyal, Sumit Pandey, and Karan Jain, Deep Learning for Natural Language Processing, Apress, 2018.
3. Denis Rothman, Transformers for Natural Language Processing, 2nd Edition, Packt Publishing, 2022.
4. Sebastian Raschka and Vahid Mirjalili, Machine Learning with PyTorch and Scikit-Learn, Packt Publishing, 2022.
5. Delip Rao and Brian McMahan, Natural Language Processing with PyTorch: Build Intelligent Language Applications Using Deep Learning, O'Reilly Media, 2019.

**ONLINE COURSES:**

1. [https://onlinecourses.nptel.ac.in/noc25\\_cs45/preview](https://onlinecourses.nptel.ac.in/noc25_cs45/preview)
2. <https://www.coursera.org/learn/introduction-to-large-language-models>



**Signature of BOS Chairman-CSE**

L	T	P	J	C
0	0	6	0	3

**COURSE OBJECTIVES:**

- Set up basic AI/ML environments in Azure and manage data pipelines and model deployments.
- Build and test machine learning and deep learning models using real-world datasets.
- Create simple troubleshooting agents by fine-tuning LLMs and adding NLP components.
- Apply MLOps practices to automate model training, deployment, and monitoring.
- Develop advanced and responsible AI systems using techniques like transfer learning, federated learning, and explainable AI.

**COURSE OUTCOMES:**

**After Successful completion of this course, the students will be able to:**

- CO1:** Understand the components and workflows of AI/ML infrastructure including data pipelines, frameworks, and deployment environments. [K2]
- CO2:** Implement various machine learning and deep learning algorithms using suitable metrics and architecture. [K3]
- CO3:** Design intelligent troubleshooting agents using LLM fine-tuning, NLP techniques, and multi-agent systems. [K3]
- CO4:** Develop AI/ML solutions using Microsoft Azure with automated deployment, monitoring, and troubleshooting capabilities. [K3]
- CO5:** Analyze advanced ML architectures and apply ethical, explainable, and responsible AI principles in end-to-end system design. [K4]

**Pre-requisites:** Nil

CO/PO Mapping (S/M/W indicates strength of correlation) S-Strong, M-Medium, W-Weak												
COs	Programme Outcomes (POs)											
	PO 1	PO 2	PO 3	PO 4	PO 5	PO 6	PO 7	PO 8	PO 9	PO 10	PO 11	PO 12
CO1	S				S							
CO2	S		S		S							
CO3	S	S							M			
CO4	S				M						M	
CO5	S		S			S		S				

**COURSE ASSESSMENT METHODS:****DIRECT**

1. Project
2. Project presentation/Report
3. Lab Assignments,
4. Demo presentations,
5. Quiz/peer review(optional)

**INDIRECT**

1. Course-end survey



Signature of BOS Chairman-CSE

**PRACTICAL COMPONENTS**  
**AZURE AI/ML INFRASTRUCTURE LAB**

**16 Hours**

- Set up and manage the AI/ML workspace and resources in Microsoft Azure.
- Develop and automate data pipelines for model training and deployment.
- Apply version control and security measures for reliable, reproducible workflows.

**Lab tasks:**

- Create and connect an Azure ML workspace with an automated data pipeline for model training.
- Deploy and secure a machine learning model ensuring reproducibility and version control.

**MACHINE LEARNING & DEEP LEARNING LAB**

**18 Hours**

- Implement and compare supervised, unsupervised, and deep learning algorithms using real-world datasets.
- Apply model evaluation and optimization techniques such as cross-validation and feature selection.
- Deploy and interpret AI/ML models following ethical and engineering best practices.

**Lab tasks:**

- Build and evaluate multiple ML and DL models (e.g., Decision Trees, K-Means, Neural Networks) using a selected dataset.
- Optimize and interpret model performance using cross-validation and key evaluation metrics.

**INTELLIGENT TROUBLESHOOTING AGENT LAB**

**20 Hours**

- Fine-tune language models (LLMs) using techniques such as LoRA or QLoRA for domain-specific troubleshooting tasks.
- Design and develop intelligent agents using NLP techniques and decision-making architectures.
- Evaluate and optimize agent performance using relevant metrics and automated testing.

**Lab tasks:**

- Fine-tune an LLM and integrate NLP modules (intent detection, sentiment analysis) into a troubleshooting agent.
- Test, optimize, and document the agent's performance for automated support scenarios.

**AI/ML OPERATIONS AND AUTOMATION LAB**

**20 Hours**

- Configure and manage Azure Machine Learning workspaces, data storage, and automated pipelines.
- Implement CI/CD workflows, authentication, and monitoring for AI/ML model deployment.
- Apply troubleshooting and diagnostic tools to ensure reliable and scalable ML operations.



**Signature of BOS Chairman-CSE**



**Lab tasks:**

- Create an automated ML pipeline in Azure with data ingestion, training, and deployment.
- Implement monitoring and alerting systems, troubleshoot issues, and document performance findings.

**ADVANCED AND RESPONSIBLE AI SYSTEMS LAB****16 Hours**

- Implement and compare advanced AI techniques such as transfer learning, federated, and ensemble models.
- Apply responsible and explainable AI methods to ensure ethical and transparent outcomes.
- Develop distributed and privacy-preserving AI systems using differential privacy or data sharding.

**Lab tasks:**

- Build and evaluate advanced models using techniques like transfer learning, federated, and ensemble approaches.
- Apply XAI and privacy-preserving methods to assess model behavior and document findings in a technical report.

**Theory: 0      Tutorial: 0      Practical: 90      Project: 0      Total: 90 Hours****REFERENCES:**

1. Mirosław Staron, Machine Learning Infrastructure and Best Practices for Software Engineers, O'Reilly Media, 2023.
2. Scott Burk and Kinshuk Dutta, Data for AI: Data Infrastructure for Machine Intelligence, Technics Publications, 2021.
3. Kaushik Thummarakoti, Vamshi Vududala, and Madapati Kaushik, The AI Cloud Infrastructure Blueprint: Practical Designs and Configurations for Scalable AI, Routledge, 2024.
4. Sriram Parthasarathy, MLOps Engineering at Scale: Building Robust, Reliable, and Reproducible Machine Learning Systems, Packt Publishing, 2023.
5. Mark Treveil and Alok Shukla, Introducing MLOps: How to Scale Machine Learning in the Enterprise, O'Reilly Media, 2020.

**ONLINE COURSES:**

1. <https://www.coursera.org/programs/coursera-for-campus-faculty-ovg1y/professional-certificates/microsoft-ai-and-ml-engineering>
2. <https://www.coursera.org/programs/coursera-for-campus-faculty-ovg1y/learn/foundations-of-ai-and-machine-learning>
3. <https://www.coursera.org/programs/coursera-for-campus-faculty-ovg1y/learn/ai-and-machine-learning-algorithms-and-techniques>
4. <https://www.coursera.org/programs/coursera-for-campus-faculty-ovg1y/learn/building-intelligent-troubleshooting-agents>
5. <https://www.coursera.org/programs/coursera-for-campus-faculty-ovg1y/learn/microsoft-azure-for-ai-and-machine-learning>
6. <https://www.coursera.org/programs/coursera-for-campus-faculty-ovg1y/learn/advanced-ai-and-machine-learning-techniques-and-capstone>

**Signature of BOS Chairman-CSE**

L	T	P	J	C
0	0	6	0	3

**COURSE OBJECTIVES:**

- Build basic Generative AI applications using LLMs, prompts, and simple RAG workflows.
- Use vector databases and embedding models to perform similarity search and improve retrieval.
- Create intelligent agents that can call tools, use memory, and solve tasks through reasoning.
- Develop multi-step agent workflows using LangGraph for structured and collaborative tasks.
- Implement multi-agent systems using frameworks like CrewAI or AutoGen, including simple multimodal tasks.

**COURSE OUTCOMES:**

**After Successful completion of this course, the students will be able to:**

- CO1:** Apply foundational Generative AI techniques to build LLM-based applications. [K3]  
**CO2:** Develop Retrieval-Augmented Generation systems using vector databases and advanced retrievers. [K3]  
**CO3:** Design agentic systems using LangChain agents, tool calling, and multi-step reasoning frameworks. [K3]  
**CO4:** Build stateful, multi-agent RAG and reasoning workflows using LangGraph and other agentic orchestration frameworks. [K3]  
**CO5:** Analyze multimodal reasoning with advanced agentic frameworks to design and justify intelligent end-to-end applications. [K4]

**Pre-requisites:** Nil

CO/PO Mapping												
(S/M/W indicates strength of correlation) S-Strong, M-Medium, W-Weak												
COs	Programme Outcomes (POs)											
	PO 1	PO 2	PO 3	PO 4	PO 5	PO 6	PO 7	PO 8	PO 9	PO 10	PO 11	PO 12
CO1	M		S									W
CO2	S		S	M								W
CO3	S	S	S						M			
CO4	S		S	M					M			
CO5	M	S	M		S							

**COURSE ASSESSMENT METHODS:****DIRECT**

1. Project
2. Project presentation/Report
3. Lab Assignments
4. Demo presentations
5. Quiz/peer review(optional)

**INDIRECT**

1. Course-end survey



Signature of BOS Chairman-CSE

## **PRACTICAL COMPONENTS:**

### **FOUNDATIONS OF GENERATIVE & RAG APPLICATIONS LAB                      18 Hours**

- Build foundational GenAI applications using LLMs, prompt engineering, and in-context learning.
- Implement Retrieval-Augmented Generation (RAG) workflows using LangChain and LlamaIndex.
- Evaluate retrieval accuracy, context relevance, and hallucination reduction.

#### **Lab tasks:**

- Build a document-based RAG chatbot using LangChain with custom embeddings and chunking.
- Create a Gradio interface to test prompt variations, retrieval methods, and LLM responses.

### **VECTOR DATABASES & ADVANCED RETRIEVERS LAB                      18 Hours**

- Implement vector databases for similarity search and retrieval optimization.
- Experiment with embedding models, metadata filtering, and hybrid retrieval.
- Apply advanced retrievers such as contextual compression, parent document retrievers etc.

#### **Lab tasks:**

- Perform similarity search on text datasets using Chroma DB and evaluate retrieval accuracy.
- Build and compare basic vs. advanced retriever pipelines using LangChain or LlamaIndex.
- Develop a small recommendation system using vector embeddings.

### **LANGCHAIN AGENTS & TOOL CALLING LAB                      20 Hours**

- Design and implement agent workflows using LangChain's tool calling, memory, and LCEL chaining.
- Build intelligent agents that interact with external tools (SQL, Python, APIs).
- Evaluate and optimize agent reasoning using ReAct, self-consistency, and structured output.

#### **Lab tasks:**

- Build a tool-using Math or Data Analysis Agent that solves queries with live tool execution.
- Develop an LLM-powered SQL Agent and a data visualization agent using LangChain.
- Create a small multi-agent collaborative workflow (planner + executor).



**Signature of BOS Chairman-CSE**

## LANGGRAPH & AGENTIC RAG WORKFLOW LAB

**20 Hours**

- Implement LangGraph for stateful, multi-step agent workflows and control flows.
- Build ReAct, Reflection, and Reflexion-based agents for reasoning and self-improvement.
- Develop multi-agent RAG pipelines integrating retrievers, knowledge bases, and agent collaboration.

### Lab tasks:

- Create an automated ML pipeline in Azure with data ingestion, training, and deployment.
- Implement monitoring and alerting systems, troubleshoot issues, and document performance findings.

## ADVANCED MULTI-AGENT SYSTEMS LAB

**14 Hours**

- Develop AI systems using advanced agentic frameworks (CrewAI, AutoGen, BeeAI).
- Design orchestration and evaluator–optimizer patterns for complex workflows.
- Integrate multimodal reasoning (text, image, audio) into multi-agent pipelines.

### Lab tasks:

- Build a CrewAI multi-agent workflow (e.g., Meal Planner, Research Assistant, or Code Reviewer).
- Create an AutoGen or BeeAI-based multi-agent system using custom tools and structured outputs.
- Develop a multimodal agent that performs image captioning, document inspection, or visual QA.

**Theory: 0**

**Tutorial: 0**

**Practical: 90**

**Project: 0**

**Total: 90 Hours**

### REFERENCES:

1. Srinivasan Venkataraman and Harrison Chase, Building Agentic AI Systems: A Developer's Guide to LLM Agents, LangChain and LangGraph, O'Reilly Media, 2024.
2. Olivier Blais, Practical GenAI: Building Real-World Generative AI Products with LLMs, RAG, Agents, and Workflows, O'Reilly Media, 2024.
3. Sinan Ozdemir, LLM Engineers' Handbook: Retrieval-Augmented Generation, Prompting, Agents, and Production AI, Packt Publishing, 2024.
4. Elbert Gale, Mastering AI Agents: From Design to Deployment of Autonomous Systems, January 18, 2025. ISBN-13: 979-8307403822.
5. Natenapis Faraksa, Building AI Agent: A Practical Guide for Building Intelligent Agents, March 2, 2024.
6. Sujai G. Pillai, Build Your Own AI Agent: A Hands-On Guide for Beginners, January 13, 2025. ISBN-13: 979-8306885971.

### ONLINE COURSES:

1. <https://www.coursera.org/programs/coursera-for-campus-faculty-ovg1y/professional-certificates/ibm-rag-and-agentic-ai>
2. <https://www.coursera.org/programs/coursera-for-campus-faculty-ovg1y/specializations/ai-agents-python>



**Signature of BOS Chairman-CSE**

# **DATA SCIENCE, ANALYTICS AND VISUALIZATION**



**Signature of BOS Chairman-CSE**

L	T	P	J	C
2	0	2	0	3

**COURSE OUTCOMES**

After successful completion of this course, the students should be able to

- CO1:** Analyze the data processing concepts in data science. (K4)  
**CO2:** Apply the Real-time data processing in the machine learning model(K3)  
**CO3:** Illustrate the change Data capture Techniques and Strategies in Incremental Processing. (K4)  
**CO4:** Apply the Learning algorithms for incremental processing in data. (K3)  
**CO5:** Analyze the concepts of traditional disk system with In-Memory Database. (K4)

**Pre-Requisite:** Nil

COs	CO/PO MAPPING (S/M/W indicates strength of correlation) S-Strong, M-Medium, W-Weak												CO/PSO Mapping		
	PROGRAMME OUTCOMES (POs)												PSOs of CSE		
	P O1	P O2	P O3	P O4	P O5	P O6	P O7	P O8	P O9	P O10	P O11	P O12	PS O1	PS O2	PS O3
<b>CO1</b>	S	S				M			S		S	S	M		
<b>CO2</b>	S	S		S										M	
<b>CO3</b>	S		S											M	
<b>CO4</b>	S		S												
<b>CO5</b>	S			S										M	

**COURSE ASSESSMENT METHODS**

<b>DIRECT</b>
1. Continuous Assessment Test I, II 2. Lab Assignment, Lab assessment, Written tests (Theory) 3. End Semester Examination
<b>INDIRECT</b>
1. Course-end survey

**THEORY COMPONENT CONTENT****THEORY COMPONENT CONTENT DATA PROCESSING****(8 Hours)**

Overview of Data processing in Datascience–Importance of Efficiency and Scalability –, challenge in Big Data Processing– Parallel and Distributed Processing – Apache hadoop– Map reduce – Integration of Data mining system with a Data warehouse–Major issues in Data Mining–Data Preprocessing

**REAL TIME DATA PROCESSING****(7 Hours)**

Streaming Data Architectures–Message Brokers –Pub/Sub Systems– Queues– Apache-kafka for Real Time Data streaming– Producers-consumers-Kafka connect for Data Integration-stream processing-Frame works-Real Time analytics -Machine learning models



Signature of BOS Chairman-CSE

## **INCREMENTAL PROCESSING**

**( 7 Hours)**

Incremental processing in Data science–Change Data Capture Techniques(CDC)-Strategies-Delta Processing for incremental updates- Incremental Learning algorithms.

## **IN-MEMORY PROCESSING**

**(8 Hours)**

Principles of In-Memory Processing-comparisons Of Traditional Disk based systems -In-Memory database and data structures-In-Memory computing in spark-Resilient Distributed datasets(RDD) And Data frames-In-Memory analytics with SAP HANA-Performance Tuning and optimisation .

## **SAMPLE LAB CONTENTS**

**30 Hours**

1. Install and configure Apache Spark standalone mode and a single-node Apache Kafka cluster
2. Implement basic Kafka producers and consumers to send/receive messages from various topics.
3. Perform data transformations and actions on static datasets using Spark DataFrames
4. Develop a Spark Structured Streaming application to consume real-time data from a Kafka topic.
5. Perform real-time aggregations, windowing, and fundamental analytics on the Kafka stream using Spark Structured Streaming.
6. Implement a scenario where Spark processes incremental updates from a Kafka topic (e.g., simulating CDC or log processing).
7. Develop an application using Spark Structured Streaming to consume Kafka data and apply a pre-trained basic MLlib model for real-time predictions or classifications.
8. Use Spark UI to analyze basic job execution plans, identify common bottlenecks, and apply fundamental optimization techniques (e.g., caching, repartitioning). (Optional: Explore basic cloud deployment concepts for Spark/Kafka).

<b>Theory:30</b>	<b>Tutorial:0</b>	<b>Practical:30</b>	<b>Project:0</b>	<b>Total: 60 Hours</b>
------------------	-------------------	---------------------	------------------	------------------------

## **REFERENCES**

1. Practical Real-time Data Processing and Analytics: Distributed Computing and Event Processing using Apache Spark, Flink, Storm, and Kafka by shilpi Saxena and sharub gupta 1st Edition, Kindle Edition 2017
2. "Data Warehouse ETL Toolkit: Practical Techniques for Extracting, Cleaning, Conforming, and Delivering Data" by Ralph Kimball and Joe Caserta 1<sup>st</sup> Edition 2004
3. Building a Scalable Data Warehouse with Data Vault 2.0" by Dan Linstedt 2015
4. High Performance Spark: Best Practices for Scaling and Optimizing Apache Spark by Holden karau, Rachel warren 2017 1<sup>st</sup> edition

## **ONLINE LEARNING MATERIALS**

1. <https://www.coursera.org/videos/big-data-integration-processing/zBKt2?query=IN+MEMEORY+DATA+PROCESSING&source=search>
2. <https://www.coursera.org/videos/machine-learning-accounting-python/j3M5H?source=search&source=search&query=data%20preprocessing>



**Signature of BOS Chairman-CSE**

L	T	P	J	C
2	0	2	0	3

**COURSE OUTCOMES**

After successful completion of this course, the students should be able to

- CO1:** Apply MySQL Workbench to design database model(K3)  
**CO2:** Apply logical Data model to design Patterns(K3)  
**CO3:** Design Geospatial data models for applications involving location-based analytics(K6)  
**CO4:** Analyze and choose appropriate NoSQL and NewSQL databases for specific modeling requirements. (K4)

**Pre-requisite:** U18CSI3204/Database Management Systems

COs	CO/PO MAPPING (S/M/W indicates strength of correlation) S-Strong, M-Medium, W-Weak												CO/PSO Mapping		
	PROGRAMME OUTCOMES (POs)												PSOs of CSE		
	P O1	P O2	P O3	P O4	P O5	P O6	P O7	P O8	P O9	PO 10	PO 11	PO 12	PS O1	PS O2	PS O3
<b>CO1</b>					S								M		
<b>CO2</b>					S								M		
<b>CO3</b>	S	S	S			S								S	
<b>CO4</b>	S	S	S		S										

**COURSE ASSESSMENT METHODS**

<b>DIRECT</b>
1. Continuous Assessment Test I, II 2. Lab Assignment, Lab assessment, Written tests (Theory) 3. End Semester Examination
<b>INDIRECT</b>
1. Course-end survey

**THEORY COMPONENT CONTENT****INTRODUCTION TO ADVANCED DATA MODELING****(6 Hours)**

Overview of Data Modeling in Data science– Importance of Advanced data Modeling – Types of data Model– Dimensional modelling-Design-MySQL Workbench- Build Data model using MySQL workbench– Forward Engineering Feature-Converting Data model into Database schema,MySQL to reverse Engineering schema .

**LOGICAL DATA MODEL****(6 Hours)**

Cross enterprise Analysis- Modern Driven analysis-Baseline data patterns-complex data Patterns- Generation of Entity types-Transition from meta data to data-static vs dynamic Entitytypes-data coupling -cohesion.



Signature of BOS Chairman-CSE



## **ADVANCED DATA PATTERNS**

**(6 Hours)**

Advanced subtype variations-Multi recursive networks-conditional Recursions-Rules based entity types-state Transition rules-Meta patterns.

## **GRAPH AND TEMPORAL DATA MODELING**

**(6 Hours)**

Graph Databases – Nodes – Edges – Properties– Graph query Languages – Understanding Temporal Databases – Valid time vs Transition Time– Temporal Datamining Techniques – Temporal query languages; No-SQL-New SQL: CAP theorem – Document-based: MongoDB data model and CRUD operations.

## **GEOSPATIAL AND METADATA MODELING**

**(6 Hours)**

Representing geospatial data in models-Geospatial Query Language-Applications in Mapping and Location-based Analytics-Metadata Definition and Importance-Encryption and Masking in Data Models-Access Controls and Authorization

## **SAMPLE LAB CONTENTS**

**30 Hours**

1. Explore a sample dataset and identify dimensions and facts.
2. Design and Implement schema for a dataset using MySQL workbench.
3. Design and implement a graph Data model for any dataset.
4. Implement a temporal data model for historical dataset
5. create Geospatial data models for location analyses
6. Explore the GEOJSON to represent spatial data.
7. create and manage a metadata for given dataset

<b>Theory: 30</b>	<b>Tutorial: 0</b>	<b>Practical: 30</b>	<b>Project: 0</b>	<b>Total: 60 Hours</b>
-------------------	--------------------	----------------------	-------------------	------------------------

## **REFERENCES**

1. The Data Warehouse Toolkit: The Definitive Guide to Dimensional Modeling".  
Authors: Ralph Kimball and Margy Ross 2013 3<sup>rd</sup> Edition
2. Designing Data-Intensive Applications: The Big Ideas Behind Reliable, Scalable, and Maintainable Systems (Greyscale Indian Edition) 2017.
3. Data Modeling Made Simple: A Practical Guide for Business & IT Professionals Authors:Steve Hoberman: 2nd Edition.2009

## **ONLINE LEARNING MATERIALS**

1. <https://www.coursera.org/lecture/advanced-data-modeling/introduction-to-advanced-data-modeling-eqENZ>
2. <https://www.coursera.org/learn/sql-data-science>
3. <https://www.coursera.org/learn/advanced-data-modeling>
4. <https://www.coursera.org/learn/nosql-databases>
5. <https://www.coursera.org/specializations/databases-for-data-scientists>



**Signature of BOS Chairman-CSE**

**COURSE OUTCOMES**

After successful completion of this course, the students should be able to

- CO1:** Use the Exploratory data analysis concepts over the data.(K3)
- CO2:** Apply the data visualization using Matplotlib. (K3)
- CO3:** Illustrate univariate data exploration and analysis.(K4)
- CO4:** Apply bivariate data exploration and analysis.(K3)
- CO5:** Use Data exploration and visualization techniques for multivariate and time series data.(K3)

**Pre-requisite:** U18CSI3204/Database Management Systems

COs	CO/PO MAPPING (S/M/W indicates strength of correlation) S-Strong, M-Medium, W-Weak												CO/PSO Mapping		
	PROGRAMME OUTCOMES (POs)												PSOs of CSE		
	P O 1	P O 2	P O 3	P O 4	P O 5	P O 6	P O 7	P O 8	P O 9	P O 10	P O 11	P O 12	PS O 1	PS O 2	PS O 3
<b>CO1</b>	S		M							M		M			
<b>CO2</b>	S		M							M		M			
<b>CO3</b>		S		M										S	
<b>CO4</b>		S		M										S	
<b>CO5</b>	S														

**COURSE ASSESSMENT METHODS**

<b>DIRECT</b>
1. Continuous Assessment Test I, II 2. Lab Assignment, Lab assessment, Written tests (Theory) 3. End Semester Examination
<b>INDIRECT</b>
1. Course-end survey

**THEORY COMPONENT CONTENT****EXPLORATORY DATA ANALYSIS FUNDAMENTALS****(6 Hours)**

Overview – Significance of Exploratory Data Analysis(EDA) – Making sense of data – Comparing EDA with classical and Bayesian analysis – Software tools for EDA - Visual Aids for EDA- Data transformation techniques-merging database, reshaping and pivoting, Transformation techniques - Grouping Datasets - data aggregation – Pivot tables and cross-tabulations.

**VISUALIZING USING MATPLOTLIB****(6 Hours)**

Importing Matplotlib – Simple line plots – Simple scatter plots – visualizing errors – density and contour plots – Histograms – legends – colors – subplots – text and annotation – customization – three dimensional plotting - Geographic Data with Basemap - Visualization with Seaborn.



Signature of BOS Chairman-CSE

**DASHBOARD CREATION USING POWERBI****(6 Hours)**

Creating Reports-table Visualization-Bar –Pie-column-donut –Navigation and accessibility-Bringing data to the user-Identifying Patterns and trends-case study.

**UNIVARIATE & BIVARIATE ANALYSIS****(6 Hours)**

Introduction to Single variable: Distributions and Variables - Numerical Summaries of Level and Spread - Scaling and Standardizing – Inequality - Smoothing Time Series.Relationships between Two Variables - Percentage Tables - Analyzing Contingency Tables - Handling Several Batches - Scatterplots and Resistant Lines – Transformations.

**MULTIVARIATE AND TIME SERIES ANALYSIS****(6 Hours)**

Introducing a Third Variable - Causal Explanations - Three-Variable Contingency Tables and Beyond - Longitudinal Data – Fundamentals of TSA – Characteristics of time series data – Data Cleaning – Time-based indexing – Visualizing – Grouping – Resampling.

**LAB CONTENTS****30 Hours**

1. Implementation of Descriptive statistics for a dataset.
2. Implementation of Inferential statistics for a Dataset.
3. Implementation of data charts – Univariate analysis
4. Implementation of data visualization techniques – Bivariate Analysis
5. Implementation of data visualization techniques –multivariate Analysis
6. Implementation the Handling outliers and missing values
7. Implement Visual encoding of data
8. Develop a Dashboard for various domain

<b>Theory: 30</b>	<b>Tutorial: 0</b>	<b>Practical: 30</b>	<b>Project: 0</b>	<b>Total: 60 Hours</b>
-------------------	--------------------	----------------------	-------------------	------------------------

**REFERENCES**

1. Suresh Kumar Mukhiya, Usman Ahmed, “Hands-On Exploratory Data Analysis with Python”, Packt Publishing, 2020.
2. Jake Vander Plas, "Python Data Science Handbook: Essential Tools for Working with Data", Oreilly, 1st Edition, 2016.
3. Catherine Marsh, Jane Elliott, “Exploring Data: An Introduction to Data Analysis for Social Scientists”, Wiley Publications, 2nd Edition, 2008.

**ONLINE LEARNING MATERIALS**

1. <https://www.coursera.org/specializations/data-analysis-visualization-foundations>
2. <https://www.coursera.org/learn/data-analysis-and-visualization-with-power-bi>
3. [https://onlinecourses.nptel.ac.in/noc22\\_cs32/preview](https://onlinecourses.nptel.ac.in/noc22_cs32/preview).

**Signature of BOS Chairman-CSE**

**U18AIE0220 BUSINESS INTELLIGENCE FOR DECISION MAKING**

L	T	P	J	C
2	0	2	0	3

**COURSE OUTCOMES**

**After successful completion of this course, the students should be able to**

- CO1:** Analyze real-world business problems and models with analytical solutions. (K4)  
**CO2:** Evaluate the business processes for extracting Business Intelligence(K4)  
**CO3:** Apply predictive analytics for business forecasting. (K3)  
**CO4:** Apply analytics for supply chain and logistics management(K3)  
**CO5:** Use analytics for marketing and sales. (K3)

**Pre Requisite:** U18CSI2201/ Python Programming

COs	CO/PO MAPPING (S/M/W indicates strength of correlation) S-Strong, M-Medium, W-Weak												CO/PSO Mapping		
	PROGRAMME OUTCOMES (POs)												PSOs of CSE		
	P O 1	P O 2	P O 3	P O 4	P O 5	P O 6	P O 7	P O 8	P O 9	P O 10	P O 11	P O 12	PS O 1	PS O 2	PS O 3
<b>CO1</b>	S	S			S	S				S		S			
<b>CO2</b>				S											
<b>CO3</b>			S			S									
<b>CO4</b>			S		S								S	S	S
<b>CO5</b>			S		S								M	S	M

**COURSE ASSESSMENT METHODS**

<b>DIRECT</b>
1. Continuous Assessment Test I, II 2. Lab Assignment, Lab assessment, Written tests (Theory) 3. End Semester Examination
<b>INDIRECT</b>
1. Course-end survey

**THEORY COMPONENT**

**INTRODUCTION TO BUSINESS ANALYTICS**

**(6 Hours)**

Analytics and Data Science – Types of Analytics – Business Problem Definition – Data Collection – Data Preparation – Hypothesis Generation – Modeling – Validation and Evaluation – Interpretation – Deployment and Iteration

**BUSINESS INTELLIGENCE**

**(6 Hours)**

Data Warehouses and Data Mart - Knowledge Management –Types of Decisions - Decision Making Process - Decision Support Systems – Business Intelligence –OLAP – Analytic functions.



**Signature of BOS Chairman-CSE**

## **BUSINESS FORECASTING AND COMPETITIVE ANALYSIS (6 hours)**

Introduction to Business Forecasting and Predictive analytics - Logic and Data Driven Models – Data Mining and Predictive Analysis Modelling –Machine Learning for Predictive analytics- Industry analysis- Profit Frontier, Risk vs Return, Competition Positioning- Enterprise Diagnosis

## **HR ANALYTICS (6 Hours)**

Human Resources – Planning and Recruitment – Training and Development - Supply chain network - Planning Demand, Inventory and Supply – Logistics – Analytics applications in HR- Applying HR Analytics to make a prediction of the demand for talent.

## **MARKETING & SALES ANALYTIC (6 Hours)**

Marketing Strategy, Marketing Mix, Customer Behaviour –selling Process – Sales Planning – Analytics applications in Marketing and Sales - predictive analytics for customers' behaviour in marketing and sales.

## **SAMPLE LAB CONTENTS**

**30 Hour**

1. Explore the interface and basic features of the BI tool(Qlik)
2. Load and visualize a sample dataset.
3. Import a dataset into the BI tool. And Cleanse data by handling missing values, outliers, and inconsistencies.
4. Transform data to suit BI reporting requirements and Design a dashboard with key performance indicators (KPIs).
5. Develop interactive dashboards for dynamic data exploration.
6. Integrate data from various sources for comprehensive analysis
7. Implement advanced chart types (treemaps, heatmaps, etc.).
8. Apply BI tools for forecasting and predictive analytics.

<b>Theory: 30</b>	<b>Tutorial: 0</b>	<b>Practical: 30</b>	<b>Project: 0</b>	<b>Total: 60 Hours</b>
-------------------	--------------------	----------------------	-------------------	------------------------

## **REFERENCES**

1. R. Evans James, Business Analytics, 2nd Edition, Pearson, 2017
2. R N Prasad, Seema Acharya, Fundamentals of Business Analytics, 2nd Edition, Wiley, 2016
3. Philip Kotler and Kevin Keller, Marketing Management, 15th edition, PHI, 2016
4. VSP RAO, Human Resource Management, 3rd Edition, Excel Books, 2010.
5. Mahadevan B, “Operations Management -Theory and Practice”, 3<sup>rd</sup> Edition, Pearson Education, 2018.

## **ONLINE LEARNING MATERIALS**

1. <https://www.coursera.org/learn/data-analytics-business>
2. <https://www.coursera.org/learn/foundations-of-business-intelligence>
3. <https://www.coursera.org/specializations/bi-foundations-sql-etl-data-warehouse>



**Signature of BOS Chairman-CSE**

L	T	P	J	C
3	0	0	0	3

**COURSE OUTCOMES**

After successful completion of this course, the students should be able to

- CO1:** Develop an awareness of the impact of data-related decisions on individuals and society
- CO2:** Identify the challenges and consequences of Biased datasets. (K4)
- CO3:** Examine the importance of Data Security and Accuracy (K3)
- CO4:** Apply the aspects of distributed data and associated risks(K3)
- CO5:** Apply the knowledge of encryption for data(K3)

**Pre Requisite: U18CSI3204/Database Management Systems**

COs	CO/PO MAPPING (S/M/W indicates strength of correlation) S-Strong, M-Medium, W-Weak											CO/PSO Mapping			
	PROGRAMME OUTCOMES (POs)											PSOs of CSE			
	PO 1	PO 2	PO 3	PO 4	PO 5	PO 6	PO 7	PO 8	PO 9	PO 10	PO 11	PO 12	PS O1	PS O2	PS O3
<b>CO1</b>	S		M							M		M			
<b>CO2</b>	S		M							M		M			
<b>CO3</b>		S		M										S	M
<b>CO4</b>		S		M										S	M
<b>CO5</b>		S		M										S	M

**COURSE ASSESSMENT METHODS**

<b>DIRECT</b>
1. Continuous Assessment Test I, II
2. Lab Assignment, Lab assessment, Written tests (Theory)
3. End Semester Examination
<b>INDIRECT</b>
1. Course-end survey

**THEORY COMPONENT CONTENT****DATA BIAS****(8 Hours)**

Introduction,- Data vs Information vs Facts- Algorithmic Bias- Privacy- Biased Datasets- Purpose of Corporation/AI- Fairness, Predictive Analytics & Mistakes- Surveillance & Power- Disparate Treatment/Impact

**ETHICS IN DATA SCIENCE****(9 Hours)**

Ethics in data management- Role of AI Ethics in Corp- Privacy & Shared Responsibility- Surveillance/Power and Shared Responsibility- Disparate Treatment/Impact- Economics of Trust- Transparency vs accountability.



Signature of BOS Chairman-CSE

**ACCURACY AND PRIVACY****(10 Hours)**

Creating & Measuring Accuracy- Data Science Ethics- Data Science Hate Privacy- Respecting Data Science- Misconceptions About Data Science Ethics- Accountability and Governance- Data Provenance and Aggregation

**PRIVACY ATTACKS****(9 Hours)**

Defining Differential Privacy- Privacy Loss- Privacy attacks- Types of privacy attacks- Privacy-Aware Machine Learning and Data Science- Architecting Privacy in Data and Machine Learning- Open Source Libraries for PPML Projects- Distributed Data- Federated Learning

**DATA ENCRYPTION FOR PRIVACY****(9 Hours)**

Encrypted Computation- Types of Encrypted Computation- Real-World Encrypted Computation- Navigating the Legal Side of Privacy- GDPR: An Overview- Privacy and Practicality Considerations- Getting Practical: Managing Privacy and Security Risk

<b>Theory: 45</b>	<b>Tutorial: 0</b>	<b>Practical: 0</b>	<b>Project: 0</b>	<b>Total: 45</b>
-------------------	--------------------	---------------------	-------------------	------------------

**REFERENCES**

1. Katharine Jarmul, Practical Data Privacy Released April 2023 Publisher(s): O'Reilly Media, Inc. ISBN: 9781098129460
2. Loukides, Mike, Hilary Mason, and DJ Patil. 2018. Ethics and Data Science. Sebastopol, CA: O'Reilly Media.

**ONLINE LEARNING MATERIALS**

1. <https://www.coursera.org/learn/data-science-ethics>
2. <https://www.coursera.org/learn/northeastern-data-privacy>

**Signature of BOS Chairman-CSE**

L	T	P	J	C
2	0	2	0	3

**COURSE OUTCOMES**

**After successful completion of this course, the students should be able to**

- CO1:** Apply techniques for ingesting, cleaning, storing, and managing time-series sensor data relevant to Digital Twins. [K3]
- CO2:** Apply machine learning algorithms such as anomaly detection, forecasting to analyse Digital Twin data streams for prediction or diagnostics. [K3]
- CO3:** Analyse the data flow, integration points, synchronization challenges, and fidelity requirements within a Digital Twin architecture linking physical and digital components. [K4]
- CO4:** Analyse the suitability and trade-offs of different modelling approaches for representing physical asset behaviour within a Digital Twin. [K4]
- CO5:** Analyze the effectiveness, potential ROI, scalability, security, and implementation considerations of a Digital Twin solution by examining its predictive accuracy and impact on operational KPIs. [K4]

**Pre-requisite : Nil**

COs	CO/PO MAPPING (S/M/W indicates strength of correlation) S-Strong, M-Medium, W-Weak												CO/PSO Mapping		
	PROGRAMME OUTCOMES (POs)												PSOs of CSE		
	PO 1	PO 2	PO 3	PO 4	PO 5	PO 6	PO 7	PO 8	PO 9	PO 10	PO 11	PO 12	PS O1	PS O2	PS O3
CO1		M			M									M	
CO2		M	M		M										
CO3		S		M	M								M	M	
CO4		S	M		M								M	M	
CO5		M	M		M	M								M	

**COURSE ASSESSMENT METHODS**

<b>DIRECT</b>
1. Continuous Assessment Test I, II 2. Lab Assignment, Lab assessment, Written tests (Theory) 3. End Semester Examination
<b>INDIRECT</b>
1. Course-end survey

**THEORY COMPONENT CONTENTS****INTRODUCTION AND TIME-SERIES DATA MANAGEMENT****6 Hours**

Digital Twin Definition, Evolution, Value, Applications. Enabling Technologies Overview -IoT, Cloud, AI, Simulation. Sensor Data Characteristics: Time-series nature, frequency, noise, missing values. IoT Protocols for Data Ingestion: MQTT, CoAP overview. Time-Series Databases: Need, Examples - Influx DB, Timescale DB, Data modeling, Querying. Data Acquisition & Preprocessing: Ingesting data, Cleaning, Resampling, Filtering, Basic feature extraction from time-series.



Signature of BOS Chairman-CSE



## **MACHINE LEARNING FOR DT DATA STREAMS**

**6 Hours**

Feature Engineering for Time-Series Data: Windowing, Statistical features, Domain-specific features. Anomaly Detection Techniques: Statistical methods, Distance-based LOF, ML-based Isolation Forests, Autoencoders. Forecasting & Predictive Maintenance Basics: Time-series forecasting models -ARIMA concept, basic ML regression, Remaining Useful Life (RUL) estimation concept, Failure prediction using classification. Applying ML Models: Training/testing on time-series data, Handling temporal aspects.

## **DIGITAL TWIN ARCHITECTURE AND INTEGRATION ANALYSIS**

**6 Hours**

Digital Twin Architecture Deep Dive: Physical Asset, Sensors/Actuators, Communication Layer, Digital Model, Data Store, Analytics, Interface. Levels of Integration. Data Flow Analysis: Tracking data from sensor to decision, identifying bottlenecks and integration points. Synchronization Challenges: Aligning real-time data with models and latency issues. Model Fidelity Requirements: Understanding the necessary accuracy and detail level of the digital model for specific use cases. Data requirements for model calibration. Integration Technologies: APIs, Middleware, IoT Platforms -AWS IoT Core, Azure IoT Hub roles.

## **MODELING APPROACHES AND ANALYSIS**

**6 Hours**

Modeling Approaches: Physics-based Models -FEM, CFD - Data-driven Models (ML-based), Hybrid Models. Simulation Software Overview: Role in DT -Ansys, Simulink, - conceptual inputs/outputs. Model Calibration & Validation: Using sensor data to tune/validate models. Assessing model fit. Surrogate Modeling: Creating faster, approximate models using ML from complex simulations. Analyzing Trade-offs: Comparing modeling approaches based on accuracy, computational cost, data requirements, and interpretability. Suitability analysis for different physical assets/processes.

## **PLATFORM DESIGN AND IMPLEMENTATION**

**6 Hours**

Commercial DT Platforms Overview: AWS IoT TwinMaker, Azure Digital Twins, Siemens MindSphere, key features, ontology concepts like DTDL. Evaluating DT Effectiveness: Defining KPIs, measuring predictive accuracy, assessing impact on operations-downtime reduction, efficiency gain, Calculating potential ROI. Implementation Challenges & Considerations: Scalability, Interoperability, Security & Privacy, Cost, Organizational adoption. Visualization for DT: Dashboards for monitoring status, predictions vs. reality. Ethical Considerations: Data ownership, privacy implications, potential for misuse. Case Studies & Future Trends.

## **LAB CONTENTS:**

**30 Hours**

1. Explore IoT platform concepts. Set up/use a time-series DB- Influx DB/Timescale DB-Ingest sample time-series data. Apply preprocessing -cleaning, resampling using Pandas.
2. Implement feature engineering on time-series data-Apply anomaly detection algorithms - Isolation Forest, basic Autoencoder to sensor data-Implement a basic forecasting or RUL prediction model using ML regression.
3. Diagram the data flow for a sample DT scenario-Analyze synchronization issues conceptually or with simulated data - Discuss fidelity requirements for different DT applications and Explore IoT platform connectivity options.
4. Train a simple data-driven surrogate model based on simulated physics data-Compare outputs from different model types (if available) or conceptually analyze their trade-offs for a given problem. Discuss model validation strategies using real/simulated sensor data for energy consumption.
5. Explore Azure Digital Twins/AWS IoT TwinMaker console/tutorials. Define a simple model graph-Develop evaluation criteria for a hypothetical DT project-Discuss implementation challenges-Mini-Project.: Design a conceptual DT for a chosen system, focusing on



**Signature of BOS Chairman-CSE**

architecture, data flow, chosen modeling/analytics approach, and evaluation plan. Present findings.

<b>Theory: 30</b>	<b>Tutorial: 0</b>	<b>Practical: 30</b>	<b>Project: 0</b>	<b>Total: 60 Hours</b>
-------------------	--------------------	----------------------	-------------------	------------------------

#### REFERENCES:

1. Digital Twin: Manufacturing Excellence through Virtual Factory Replication, Michael Grieves (McGraw Hill, 2019 - Foundational concepts).
2. Hands-On Industrial Internet of Things, Giacomo Veneri & Antonio Capasso (Packt, 2018)
3. Time Series Analysis and Its Applications, 4th Edition, Robert Shumway & David Stoffer (Springer, 2017) - Statistical foundation.

#### ONLINE COURSES:

1. Official Documentation for AWS IoT TwinMaker: <https://aws.amazon.com/iot-twinmaker/>
2. Official Documentation for Azure Digital Twins: <https://azure.microsoft.com/en-us/products/digital-twins/>
3. IEEE international conference on Digital Twins and Parallel Intelligence (DTPI): <https://2025.ieee-dtpi.org/>
4. Whitepapers from major industrial players (Siemens, GE, Microsoft, AWS).
5. <https://www.siemens.com/global/en/products/automation/products-for-specific-requirements/tunnel-automation/whitepaper-tunnel-digital-twin.html>
6. <https://www.ge.com/digital/lp/predictive-diagnostics-digital-twin-blueprints>
7. <https://azure.microsoft.com/en-us/services/digital-twins/>
8. <https://aws.amazon.com/solutions/guidance/industrial-digital-twin-on-aws/>
9. Introduction to Time Series and Forecasting, 3rd Edition, Peter Brockwell & Richard Davis (Springer, 2016). <https://link.springer.com/book/10.1007/b97391>



**Signature of BOS Chairman-CSE**

# **NETWORK AND DISTRIBUTED COMPUTING**



**Signature of BOS Chairman-CSE**

## AND APPLICATIONS

**COURSE OUTCOMES**

AFTER SUCCESSFUL COMPLETION OF THIS COURSE, THE STUDENTS SHOULD BE ABLE TO

- CO1:** Understand emerging abstract models for Blockchain Technology (K2)  
**CO2:** Discover the secure and efficient transactions with crypto-currencies (K4)  
**CO3:** Experiment with cryptocurrency trading and crypto exchanges (K3)  
**CO4:** Develop private blockchain environment and develop a smart contract on ethereum (K3)  
**CO5:** Build the hyperledger architecture and the consensus mechanism applied in the hyperledger (K5)

Pre-requisite : U18CSI5201/ Computer Networks

CO/PO MAPPING															
(S/M/W indicates strength of correlation) S-Strong, M-Medium, W-Weak															
COs	PROGRAMME OUTCOMES (POs)														
	PO 1	PO 2	PO 3	PO 4	PO 5	PO 6	PO 7	PO 8	PO 9	PO 10	PO 11	PO 12	PSO1	PSO2	PSO3
CO1	S	M		M						M		M			
CO2	S					M				M		M	M		
CO3	S	M	M		M	M				M		M	M		M
CO4	M	S	S		M							M			
CO5	M	S	S		M							M			

**COURSE ASSESSMENT METHODS**

DIRECT
1. Continuous Assessment Test I, II 2. Assignment, Project 3. End Semester Examination
INDIRECT
1. Course-end survey

**THEORY COMPONENT CONTENTS****BLOCKCHAIN REVOLUTION AND DESIGN PRINCIPLES****(10 hours)**

Blockchain- An Introduction, Distinction between databases and blockchain, Centralized Registries vs. Distributed Ledgers, Public vs. Private Ledgers, Bitcoin & Blockchain, Blockchain Structure and operations, Consensus Algorithms & Types- Proof of work, proof of stake, Byzantine Fault Tolerance. Distributed networks- Distributed Applications (DApps) – Web 3.0 - DApps Ecosystems. Working - Permissioned and permission-less Blockchain – Cross Chain Technologies. – IOT & Blockchain - Digital Disruption in Industries – Banking, Insurance, Supply Chain, Governments, IP rights, Creation of trustless Ecosystems – Block chain as a Service – Open Source Block chains.



Signature of BOS Chairman-CSE

## **CRYPTO AND CRYPTOCURRENCIES**

**(8 HOURS)**

Crypto Currencies - Anonymity and Pseudonymity in Cryptocurrencies , Cryptographic Hash Functions, Hash Pointers and Data Structures, Digital Signatures, Public Keys as Identities, Centralization vs. Decentralization, Distributed Consensus, Consensus without Identity, Incentives and Proof of work, Regulations on Crypto Currencies & exchanges – Downside of non-regulated currencies – crypto Scams – Exchange hacks.

## **BITCOIN**

**(9 HOURS)**

Bitcoin blockchain, the challenges, and solutions, Bitcoin Scripts, Applications of Bitcoin Scripts, Bitcoin Blocks, The Bitcoin Network, Limitations & Improvements, How to Store and Use Bitcoins, Hot and Cold Storage, Splitting and Sharing Keys, Online Wallets and Exchanges, Payment Services, Transaction Fees, Currency Exchange Markets.

## **ETHEREUM**

**(9 HOURS)**

The Ethereum ecosystem, Smart Contract Basics, Processing and deploying smart contracts in Remix IDE, Solidity: contract classes, Data Types & Statements , operators, Data structures, functions, Inheritance, functions, abstract contracts, libraries, Types & optimization of Ether-Global variables- Debugging, Viewing Information about blocks in Blockchain- Developing smart contract on private Blockchain.

## **HYPERLEDGER**

**(9 HOURS)**

Hyperledger fabric, components of Hyperledger Fabric Technology, Develop Hyperledger Blockchain Applications using Composer Framework, Model the Blockchain Applications using Composer modeling language, Intro: Alternative Decentralized Solutions, Interplanetary File System, Hashgraph.

<b>Theory: 45</b>	<b>Tutorial: 0</b>	<b>Practical: 0</b>	<b>Project: 0</b>	<b>Total: 45</b>
<b>Hours</b>				

## **REFERENCES**

1. Mastering Bitcoin: Unlocking Digital Cryptocurrencies, by Andreas M Antonopoulos 2018
2. Ethereum: Blockchains, Digital Assets, Smart Contracts, Decentralized Autonomous Organizations-2016
3. Arvind Narayanan, Joseph Bonneau, Edward Felten, Andrew Miller, and Steven Goldfeder. Bitcoin and cryptocurrency technologies: a comprehensive introduction. Princeton University Press, 2016.

## **E BOOKS AND ONLINE LEARNING MATERIALS**

1. <https://www.coursera.org/learn/blockchain-basics#syllabus>
2. <https://www.coursera.org/learn/cryptocurrency#syllabus>
3. <https://www.coursera.org/learn/smarter-contracts#syllabus>
4. <https://www.udemy.com/course/hyperledger>
5. <https://www.coursera.org/learn/blockchain-platforms>
6. <https://bitcoinbook.cs.princeton.edu/>



**Signature of BOS Chairman-CSE**

L	T	P	J	C
2	0	2	0	3

**COURSE OUTCOMES**

After successful completion of this course, the students should be able to

**CO1:** Interpret Ethereum components required to design a smart contract [K3]

**CO2:** Design and develop smart contracts using Solidity programming. [K3]

**CO3:** Create and deploy a DApp on a Ethereum test network. [K3]

**CO4:** Deploy and manage Ethereum blockchain networks using Ganache and Truffle. [K3]

**Pre-requisite:** U18CSE0012/Blockchain Technology and Applications

COs	CO/PO MAPPING (S/M/W indicates strength of correlation) S-Strong, M-Medium, W-Weak												CO/PSO Mapping		
	PROGRAMME OUTCOMES (POs)												PSOs of CSE		
	PO 1	PO 2	PO 3	PO 4	PO 5	PO 6	PO 7	PO 8	PO 9	PO 10	PO 11	PO 12	PS O1	PS O2	PS O3
CO1	S					M									
CO2	S		M			S	M								
CO3	S	M	M		M	M	M	S		M		S	M		M
CO4	S	S	S		M	M	M	S	S	S	M	S	M		M

**COURSE ASSESSMENT METHODS**

<b>DIRECT</b>
1. Continuous Assessment Test I, II 2. Lab Assignment, Lab assessment, Written tests (Theory) 3. End Semester Examination
<b>INDIRECT</b>
1. Course-end survey

**THEORY COMPONENT CONTENT****ETHEREUM FOUNDATIONS****8 Hours**

Ethereum Eco System – Components – Ethereum Virtual Machine (EVM) – Ethereum and Turing Completeness – Smart Contract Basics – Smart Contract Lifecycle – Structure of Smart Contract. Ether currency units - Ethereum wallets – Ethereum accounts – Ethereum Tokens – Transactions, Gas and Fees – Ethereum mining - Externally owned accounts and contracts.

**SMART CONTRACT DEVELOPMENT****11 Hours**

Building a smart contract with Solidity – Ethereum Contract ABI – Programming with Solidity: Data Types & Variables – Operators – Control Structures - Predefined Global variables – Storage & Memory - Contracts – Functions – Function Modifiers - Constructor – Inheritance - Events and logs – Error handling - Inter-contract execution - Libraries and Ethereum package manager – Tokens - Introduction to Ethereum Name Service (ENS) – Designing Smart Contracts.



Signature of BOS Chairman-CSE

## **BUILDING DAPP AND WEB 3**

**11 Hours**

Running an Ethereum Client: Go Ethereum (Geth) - Processing and deploying smart contracts in Remix IDE. Introduction to Web3 - Using the web3.js javascript library - Generating Ethereum accounts.

Truffle Framework & Ganache: Environment Setup for Truffle & Ganache, Truffle Project Creation, – Truffle Compile – Migrate and Create Commands - Decentralized App Creation: Smart Contract Creation, Front-End Creation, Connecting Smart Contract with Front-End Application – Deploying DApp – Validation – Testing of DApp.

## **Sample List of Experiments**

**30 Hours**

1. Getting Started with MetaMask
  - a. Creating a Wallet
  - b. Interacting with Remix IDE
  - c. Switching Networks
  - d. Getting some Test Ethers
  - e. Sending Ether from MetaMask
  - f. Exploring the transaction details of an account
2. Building smart contract using Solidity, compiling and deploying it on Remix IDE
3. Use of setter and getter functions to interact with the contracts.
4. Smart contract to withdraw funds from a contract to a restricted account, preferably the owner's, with different levels of security restrictions.
5. Build a DApp and deploy a smart contract on an external blockchain by using Ganache and Truffle. Interact with a front end developed using Web 3.js.

<b>Theory:30</b>	<b>Tutorial:0</b>	<b>Practical:30</b>	<b>Project:0</b>	<b>Total: 60 Hours</b>
------------------	-------------------	---------------------	------------------	------------------------

## **REFERENCES**

1. Mastering Ethereum: Building Smart Contracts and DApps by Andreas M. Antonopoulos, Gavin Wood, 2018, O'Reilly Media
2. Modi, Ritesh, Solidity Programming Essentials: A beginner's guide to build smart contracts for Ethereum and Blockchain, 2018, Packt Publishing Ltd, United Kingdom
3. Imran. Bashir. Mastering block chain: Distributed Ledger Technology, Decentralization, and Smart Contracts Explained. Packt Publishing, 2nd Edition, 2018

## **ONLINE LEARNING MATERIALS**

1. <https://www.coursera.org/learn/decentralized-apps-on-blockchain?specialization=blockchain>
2. <https://www.coursera.org/learn/smarter-contracts#syllabus>
3. <https://101blockchains.com/course/smart-contracts-development>
4. <https://www.tcsion.com/courses/industry-honour-course/ethereum-smart-contracts/>
5. [https://onlinecourses.swayam2.ac.in/aic21\\_ge01/preview](https://onlinecourses.swayam2.ac.in/aic21_ge01/preview)
6. <https://trufflesuite.com/docs/truffle/>



**Signature of BOS Chairman-CSE**

L	T	P	J	C
3	0	0	0	3

**COURSE OUTCOMES**

**After successful completion of this course, the students should be able to**

**CO1:** Interpret the features of decentralized finance required to build its infrastructure. [K3]

**CO2:** Examine key trends and basic primitives of decentralized finance to design innovative financial solutions. [K3]

**CO3:** Apply diverse DeFi operations for providing blockchain-based financial solutions. [K3]

**CO4:** Identify the risks associated with decentralized finance. [K3]

**CO5:** Analyse ethical and regulatory issues associated with Decentralized Finance. [K4]

**Pre-requisite:** U18CSI5201/Computer Networks

COs	CO/PO MAPPING (S/M/W indicates strength of correlation) S-Strong, M-Medium, W-Weak												CO/PSO Mapping		
	PROGRAMME OUTCOMES (POs)												PSOs of CSE		
	P O1	PO 2	PO 3	PO 4	PO 5	PO 6	PO 7	PO 8	PO 9	PO 10	PO 11	PO 12	PS O1	PS O2	PS O3
CO1	M														
CO2	S	M										M			M
CO3	S	M					M		M	M					M
CO4	M			M		M		M	M	M					
Co5	M			M		M		M	M	M					

**COURSE ASSESSMENT METHODS**

<b>DIRECT</b>
1. Continuous Assessment Test I, II 2. Lab Assignment, Lab assessment, Written tests (Theory) 3. End Semester Examination
<b>INDIRECT</b>
1. Course-end survey

**THEORY COMPONENT CONTENT****DECENTRALIZED FINANCE(DEFI) INFRASTRUCTURE****8 Hours**

Issues in Centralized Finance – History and Overview of Decentralized Finance - Overview of Cryptocurrency – Cryptographic hashing – Proof of work – Smart Contracts – Gas - Stable coins – Tokenomics – Altcoins - Blockchain and DeFi

**DEFI PRIMITIVES****8 Hours**

Transactions – Fungible tokens – Non Fungible tokens – custody – Supply adjustment – Incentives – Swap – Collateralized loans – Flash loan - Problems solved by DeFi- Inefficiency – Limited Access – Opacity – Centralized control and lack of Interoperability



Signature of BOS Chairman-CSE



**DEFI OPERATIONS****10 Hours**

Credit /Lending and borrowing protocols – Decentralized Exchanges – Derivatives – Tokenization – Hot and cold wallets – Moving centralized exchanges funds to blockchain - Automated market makers – Bridging – Staking - Oracles

**DECENTRALIZED IDENTITY AND SECURITY****10 Hours**

Decentralized Identity (DID) – Security risks and measures in DeFi – Smart contract risk - Governance risk – Oracle risk – scaling risk – DEX risk – Custodial risk – Regulatory risk. Smart Contract Auditing – Yield Farming strategies – Liquidity mining

**REGULATORY AND ETHICAL CONSIDERATIONS****9 Hours**

Global Regulations – Ethical issues – DAO – Government mechanisms – Crypto hackers – DeFi Usecases -Case study: Crypto Exchange Platforms and Gitcoin

<b>Theory:45</b>	<b>Tutorial:0</b>	<b>Practical:0</b>	<b>Project:0</b>	<b>Total: 45 Hours</b>
------------------	-------------------	--------------------	------------------	------------------------

**REFERENCES**

1. Campbell R. Harvey, Ashwin Ramachandran, Joey Santoro, Vitalik Buterin, “DeFi and the Future of Finance”, Wiley 1st Edition.
2. Melanie Swan, Blockchain: Blueprint for a new economy, Shroff Publisher/O’Reilly Publisher.
3. Ron Quaranta, Blockchain in Financial Markets and Beyond: Challenges and Applications, Risk Books Publisher.
4. Richard Hayen, Blockchain & FinTech: A Comprehensive Blueprint to Understanding Blockchain & Financial Technology - Bitcoin, FinTech, Smart Contracts, Cryptocurrency, Risk Books Publisher.

**ONLINE LEARNING MATERIALS**

1. <https://www.udemy.com/course/masteringdefi/>
2. <https://www.coursera.org/specializations/decentralized-finance-duke>
3. <https://101blockchains.com/ebooks/decentralized-finance-defi-guide/>



**Signature of BOS Chairman-CSE**

L	T	P	J	C
3	0	0	0	3

**COURSE OUTCOMES**

After successful completion of this course, the students should be able to

- CO1:** Illustrate Bitcoin principles and cryptographic foundations to demonstrate secure transaction validation [K3].
- CO2:** Apply Bitcoin network and wallet structures to organize transaction flow and privacy techniques [K3].
- CO3:** Analyze trading models and market behavior to interpret pricing trends and strategy outcomes [K4].
- CO4:** Analyze economic and legal aspects of cryptocurrency to examine their influence on adoption and compliance [K4].
- CO5:** Apply concepts of altcoins and consensus methods to illustrate improvements in blockchain performance [K3].

**Pre-requisite:** U18CSI5201/Computer Networks

COs	CO/PO MAPPING (S/M/W indicates strength of correlation) S-Strong, M-Medium, W-Weak										CO/PSO Mapping				
	PROGRAMME OUTCOMES (POs)										PSOs of CSE				
	PO 1	PO 2	PO 3	PO 4	PO 5	PO 6	PO 7	PO 8	PO 9	PO 10	PO 11	PO 12	PS O1	PS O2	PS O3
<b>CO1</b>	S	M					M								M
<b>CO2</b>	M	M				S	M								M
<b>CO3</b>	M	S				M	M								M
<b>CO4</b>	M	S				M	M								M
<b>CO5</b>	M					M	S								M

**COURSE ASSESSMENT METHODS**

<b>DIRECT</b>
1. Continuous Assessment Test I, II 2. Lab Assignment, Lab assessment, Open book test, Written tests (Theory) 3. End Semester Examination
<b>INDIRECT</b>
1. Course-end survey

**THEORY COMPONENT CONTENTS****FUNDAMENTALS OF BITCOIN AND CRYPTOGRAPHY****9 Hours**

Origin and evolution of Bitcoin - Blockchain structure and Proof-of-Work consensus - Cryptographic techniques: Hashing, Digital Signatures, Merkle Trees - Bitcoin mining: Mining pools and incentives - Bitcoin scripting language and transaction verification - Case Study: Genesis Block and Satoshi Nakamoto's Whitepaper

**BITCOIN ECOSYSTEM AND WALLETS****9 Hours**

Bitcoin network architecture: Nodes, wallets, mempool - Types of wallets: Hot vs Cold, Hardware wallets, Hierarchical Deterministic wallets - Bitcoin transactions and UTXO model -



Signature of BOS Chairman-CSE

SegWit, Lightning Network, and scalability - improvements - Privacy techniques: CoinJoin, Mixing services - Case Study: Real-world Bitcoin transaction tracing

### **CRYPTOCURRENCY TRADING AND MARKET DYNAMICS**

**9 Hours**

Crypto trading concepts: Order types, Exchanges, Order Books - Centralized vs Decentralized Exchanges (CEX vs DEX) - Trading strategies: Spot, Margin, Arbitrage, HODLing - Stablecoins and algorithmic currencies - Market indicators and volatility analysis - Case Study: Historical Bitcoin price fluctuations and crashes.

### **ECONOMIC, LEGAL, AND REGULATORY ASPECTS**

**9 Hours**

Cryptocurrency and global financial systems - Merits and demerits of cryptocurrency adoption - Regulatory frameworks across the globe (USA, EU, India) - Taxation and anti-money laundering (AML) concerns - Legal status of Bitcoin: Security or commodity? - Case Study: FTX, Mt. Gox, and Terra - UNA collapses.

### **ALTERNATIVE CRYPTOCURRENCIES AND FUTURE TRENDS**

**9 Hours**

Overview of altcoins: Ethereum, Litecoin, Monero, Ripple - Crypto forks: Hard vs Soft - Proof-of-Stake and energy-efficient consensus - DAOs, DeFi, and NFTs - Case Study: Bitcoin vs Ethereum vs New-gen coins

<b>Theory: 45</b>	<b>Tutorial: 0</b>	<b>Practical: 0</b>	<b>Project: 0</b>	<b>Total: 45 Hours</b>
-------------------	--------------------	---------------------	-------------------	----------------------------

### **TEXT BOOKS:**

1. A. Narayanan, J. Bonneau, E. Felten, A. Miller, & S. Goldfeder, Bitcoin and Cryptocurrency Technologies, Princeton University Press, 2016.
2. M. Swan, Blockchain: Blueprint for a New Economy, O'Reilly Media, 2015.
3. P. Franco, Understanding Bitcoin: Cryptography, Engineering and Economics, Wiley, 2014.
4. C. Dannen, Introducing Ethereum and Solidity: Foundations of Cryptocurrency and Blockchain Programming for Beginners, Apress, 2017.

### **REFERENCES:**

1. Antonopoulos, A. M. Mastering Bitcoin: unlocking digital cryptocurrencies, 2017, 2nd edition, O'Reilly Media, Inc, United States.
2. Lewis, Antony, The Basics of Bitcoins and Blockchains: An Introduction to Cryptocurrencies and The Technology That Powers Them., 2018, 1st edition, Mango Media Inc., United States.
3. Bitcoin: Programming the Open Blockchain, Andreas M. Antonopoulos, Mastering, Second edition, 2017, O'Reilly Media.

### **ONLINE COURSES:**

#### **Web Links:**

1. Ripple Labs Documentation: <https://ripple.com/build/>
2. Bitcoin Whitepaper: <https://bitcoin.org/bitcoin.pdf>
3. Bitcoin Core Documentation: <https://bitcoin.org/en/developer-documentation>
4. CoinMarketCap (for Cryptocurrency Market Analysis): <https://coinmarketcap.com/>



**Signature of BOS Chairman-CSE**

5. CoinGecko (for Market Trends and Trading Data): <https://www.coingecko.com/>

**MOOC Resources:**

1. <https://www.coursera.org/learn/cryptocurrency>
2. <https://www.edx.org/learn/bitcoin/university-of-california-berkeley-bitcoin-and-cryptocurrencies>
3. <https://nptel.ac.in/courses/106106175>



**Signature of BOS Chairman-CSE**

L	T	P	J	C
2	0	0	2	3

**COURSE OUTCOMES**

After successful completion of this course, the students should be able to

- CO1:** Apply Web3 principles and essential tools to demonstrate the setup of a fundamental blockchain development environment [K3]
- CO2:** Apply the concepts of decentralized application frontend creation to demonstrate the preparation of interactive user interfaces that connect with smart contracts [K3]
- CO3:** Analyze various backend and storage integration methods to select appropriate decentralized solutions for specific application requirements [K4]
- CO4:** Design full-stack DApps by integrating authentication and decentralized identity to construct deployable applications with event monitoring [K5]

**Pre-requisite:** U18CSE0012 / Blockchain Technology and Applications

COs	CO/PO MAPPING (S/M/W indicates strength of correlation) S-Strong, M-Medium, W-Weak										CO/PSO Mapping				
	PROGRAMME OUTCOMES (POs)										PSOs of CSE				
	PO 1	PO 2	PO 3	PO 4	PO 5	PO 6	PO 7	PO 8	PO 9	PO 10	PO 11	PO 12	PS O1	PS O2	PS O3
<b>CO1</b>	M				S		M		M				M		
<b>CO2</b>	M				S		M		M						S
<b>CO3</b>		S			M		M		M				S		M
<b>CO4</b>			S		M		M		M						S

**COURSE ASSESSMENT METHODS**

<b>DIRECT</b>
1. Continuous Assessment Test I, II 2. Lab Assignment, Lab assessment, Open book test, Written tests (Theory) 3. End Semester Examination
<b>INDIRECT</b>
1. Course-end survey

**THEORY COMPONENT CONTENTS****WEB3 FUNDAMENTALS AND TOOLING****8 Hours**

Evolution of Web1, Web2, Web3 – Decentralization principles – Wallets and identity – JSON-RPC and provider models – Setting up Node.js, Web3.js, Ethers.js, and IPFS.

**Practical Component****6 Hours**

Setup Full Development Environment – Node.js, Hardhat, React.js/Next.js, MetaMask

**FRONTEND FRAMEWORKS FOR DAPPS****8 Hours**

Smart Contract Creation, Front-End Creation, Connecting Smart Contract with Front-End Application -React.js basics for DApp UI – State management in DApps – Connecting to wallets.



Signature of BOS Chairman-CSE

**Practical Component****8 Hours**

Deploy a Basic Smart Contract Locally – Hardhat, Ethers.js - Integrate Wallet Connection in Frontend – Wagmi, RainbowKit, MetaMask

**BACKEND AND STORAGE INTEGRATION****7 Hours**

Using IPFS and Filecoin for decentralized storage – Pinning services – Web3 storage SDKs – GraphQL with The Graph – Data indexing and querying from smart contracts.

**8 Hours****Practical Component**

Upload and Retrieve Files from IPFS – Web3.Storage, Pinata - Query Blockchain Events via Indexing – The Graph Protocol, GraphQL

**FULL-STACK DAPP DEVELOPMENT****7 Hours**

Authentication via Sign-In with Ethereum – Decentralized Identity (DID) - Building full-stack DApp – Project structuring, deployment and testing Dapp - Working with testnets and Etherscan APIs

**8 Hours****Practical Component**

Integrative application of Experiments 1 to 5 in building a full-stack Dapp - Additional hands-on practice for DApp deployment, DID integration, and testnet verification using Etherscan APIs – Mini Project

**Sample Mini Projects**

1. NFT Marketplace: Mint, list, and buy NFTs with IPFS storage and on-chain metadata indexing.
2. Decentralized Voting Platform: Wallet-based authentication; cast votes; real-time results using the Graph.
3. Decentralized Blogging Platform: Authors upload posts to IPFS; frontend pulls posts dynamically.
4. Token Gated Community DApp: Access to content/features only if user holds specific tokens.
5. Crowdfunding DApp: Smart contract-based funding campaigns with milestone payments.

<b>Theory: 30</b>	<b>Tutorial: 0</b>	<b>Practical: 0</b>	<b>Project: 30</b>	<b>Total: 60 Hours</b>
-------------------	--------------------	---------------------	--------------------	------------------------

**REFERENCES:**

1. El Hattab, N. (2023). Full Stack DApp with Web3, React, Ethereum & Solidity. Leanpub.
2. Zhang, X. (2022). Build Your First Web3 App: A Developer's Guide. Independently published.

**ONLINE COURSES:****Web Links:**

1. <https://docs.ethers.org/>
2. <https://thegraph.com/docs/>
3. <https://docs.ipfs.io/>
4. <https://developers.ceramic.network/>
5. <https://www.rainbowkit.com/docs/introduction>

**MOOC Resources:**

1. [nptel.ac.in/courses/106105184](https://nptel.ac.in/courses/106105184)
2. <https://www.coursera.org/courses?query=blockchain>



**Signature of BOS Chairman-CSE**

L	T	P	J	C
2	0	0	2	3

**COURSE OUTCOMES**

After successful completion of this course, the students should be able to

- CO1:** Apply wireless and mobile networking principles to demonstrate protocol behavior and network performance in diverse communication environments. [K3]
- CO2:** Apply 4G and 5G architectures and technologies to evaluate performance, deployment use cases, and capabilities of modern cellular networks. [K3]
- CO3:** Apply SDN and NFV paradigms to design programmable, scalable, and manageable network infrastructures. [K3]
- CO4:** Analyze edge and IoT-integrated networking to propose context-aware, latency-sensitive solutions for real-time applications. [K4]
- CO5:** Analyze future networking trends and technologies to interpret their potential in transforming next-generation communication systems. [K4]

**Pre-requisite:** U18CSI5201/Computer Networks

COs	CO/PO MAPPING (S/M/W indicates strength of correlation) S-Strong, M-Medium, W-Weak									CO/PSO Mapping					
	PROGRAMME OUTCOMES (POs)									PSOs of CSE					
	PO 1	PO 2	PO 3	PO 4	PO 5	PO 6	PO 7	PO 8	PO 9	PO 10	PO 11	PO 12	PS O1	PS O2	PS O3
CO1	S	M	M												M
CO2	M	S	M												M
CO3	M	M			S										M
CO4	M	S			M										M
CO5		M	S		M										M

**COURSE ASSESSMENT METHODS**

DIRECT
1. Continuous Assessment Test I, II 2. Lab Assignment, Lab assessment, Written tests (Theory) 3. End Semester Examination
INDIRECT
1. Course-end survey

**THEORY COMPONENT CONTENTS****FUNDAMENTALS OF WIRELESS AND MOBILE NETWORKS 6 Hours**

Wireless network architecture: WLAN – WWAN - WPAN - Cellular concepts - Spectrum allocation - Handoff strategies - Mobility management: Mobile IP - Mobile TCP - IEEE 802.11 - 802.15, and 802.16 standards



Signature of BOS Chairman-CSE

**MOBILE DATA NETWORKS AND 4G/5G SYSTEMS****6 Hours**

LTE and LTE-A Architecture and protocol stack – OFDMA – MIMO - Carrier aggregation - 5G architecture: gNB - Control/user plane split - Network slicing - 5G NR - Use cases: eMBB – URLLC - mMTC – Integration of SDN/NFV in 5G core.

**SOFTWARE-DEFINED NETWORKING (SDN) AND NETWORK FUNCTION VIRTUALIZATION (NFV)****6 Hours**

SDN architecture and components – OpenFlow – SDN Controllers: Floodlight - ONOS - NFV: virtualization of routers – Firewalls - Load balancers – Tools: Mininet for SDN emulation - Wireshark for SDN packet analysis - SDN-NFV 5G Integration.

**EDGE COMPUTING AND IOT - INTEGRATED NETWORKS****6 Hours**

Fog and edge computing Architecture and protocols – Use cases - IoT protocols: MQTT – CoAP - 6LoWPAN – Key Issues: Security, scalability, and energy efficiency – Edge Intelligence - Real Interoperability and real-time analytics at the edge.

**FUTURE TRENDS IN NETWORKING****6 Hours**

6G vision and technologies: THz communication - AI-native networks - Satellite internet: LEO constellations - Starlink - Blockchain in networking - Quantum communication basics - AI and ML for network: Predictive analysis – Network optimization and anomaly detection.

**LAB CONTENTS:****30 Hours**

Scenario: Select a wireless networking scenario (e.g., campus, IoT, vehicular) and simulate topology and routing feasibility using tools like Cisco Packet Tracer or GNS3 - Conduct a comparative study of 4G and 5G architecture and performance using simulation or real-world deployments. Design and simulate a basic SDN topology in Mininet - Demonstrate controller-switch interaction and capture OpenFlow messages (e.g., FLOW\_MOD, PACKET\_IN, PACKET\_OUT) using Wireshark. -Develop a simple SDN application using Python or REST APIs that programs flow table rules for scenarios like Layer-2 learning switch, basic firewall, or traffic engineering.

**List of Sample Projects:**

1. Simulation and Performance Analysis of a Campus-Based Wireless Network Using GNS3
2. Design and Routing Feasibility Study of an IoT-Enabled Smart City Network
3. 4G vs. 5G: A Comparative Study with Use Case Prototype for Smart Traffic Management
4. Building and Simulating a Basic SDN Topology with OpenFlow Protocol in Mininet
5. Developing an SDN-Based Firewall Using Northbound APIs and Python
6. Latency-Aware Sensor Data Communication in Smart Agriculture Using MQTT and Raspberry Pi
7. Blockchain-Based Network Management System for Decentralized IoT Security

<b>Theory: 30</b>	<b>Tutorial: 0</b>	<b>Practical: 0</b>	<b>Project: 30</b>	<b>Total: 60 Hours</b>
-------------------	--------------------	---------------------	--------------------	------------------------

**Signature of BOS Chairman-CSE**



## REFERENCE BOOKS

1. F Kurose, James. Computer networking: a top-down approach. Pearson Education, 2021.
2. W. Stallings, Foundations of Modern Networking: SDN, NFV, QoE, IoT, and Cloud, Pearson, 2018.
3. Saad Z. Asif, “5G Mobile Communications Concepts and Technologies” CRC press - 2019.
4. Erik Dahlman, Stefan Parkvall, Johan Skold, “4G: LTE/LTE-Advanced for Mobile Broadband, Academic Press, 2013
5. K. Salah, Software-Defined Networking with OpenFlow, Packt, 2019.
6. Molisch, Andreas F. Wireless communications. Vol. 34. John Wiley & Sons, 2012.
7. Schwartz, Mischa. Mobile wireless communications. Cambridge university press, 2005.

## ONLINE RESOURCES

1. <https://opennetworking.org/>
2. [https://onlinecourses.swayam2.ac.in/ntr25\\_ed44/preview](https://onlinecourses.swayam2.ac.in/ntr25_ed44/preview)

## MOOC

1. <https://www.classcentral.com/course/swayam-advanced-computer-networks-119393>
2. <https://www.my-mooc.com/en/mooc/computer-networking--ud436>



Signature of BOS Chairman-CSE

# CLOUD COMPUTING



Signature of BOS Chairman-CSE

**U18ITE0220 VIRTUALIZATION AND RESOURCE  
MANAGEMENT**

L	T	P	J	C
2	0	2	0	3

**COURSE OUTCOMES**

**After successful completion of this course, the students should be able to**

- CO1:** Analyze the use of different resource virtualizations used in cloud environment [K4].  
**CO2:** Apply the factors of cloud economics on migration and development [K3].  
**CO3:** Develop applications in different public cloud platform [K3].  
**CO4:** Select appropriate service model for an application[K3].  
**CO5:** Choose a suitable cloud service provider based on application domain[K3].

**Prerequisite:** U18CST3003/Computer Architecture

COs	CO/PO MAPPING (S/M/W indicates strength of correlation) S-Strong, M-Medium, W-Weak												CO/PSO Mapping		
	PROGRAMME OUTCOMES (POs)												PSOs of CSE		
	PO 1	PO 2	PO 3	PO 4	PO 5	PO 6	PO 7	PO 8	PO 9	PO 10	PO 11	PO 12	PS O1	PS O2	PS O3
<b>CO 1</b>	S				M			M			M	S	M		M
<b>CO 2</b>	S	M									M	S			M
<b>CO 3</b>	S			M			M	M	M			S	M		M
<b>CO 4</b>	S	M			M						M	S	M		M
<b>CO 5</b>	S		M	M				M			M		M		M

**COURSE ASSESSMENT METHODS**

<b>DIRECT</b>
1. Continuous Assessment Test I, II 2. Lab Assignment, Lab assessment, Written tests (Theory) 3. End Semester Examination
<b>INDIRECT</b>
1. Course-end survey

**THEORY COMPONENT CONTENTS**

**VIRTUALIZATION**

**4 Hours**

Roles of Virtualization, Hypervisor, Types of Virtualization – Server virtualization – Storage virtualization – Network virtualization – Desktop virtualization – Application Virtualization.

**CLOUD ECONOMICS AND MIGRATION**

**5 Hours**

Cost models and optimization, Economies of Scale, Resource Optimization, Reduced Capital Expenditure - Total Cost of Ownership (TCO), Cost Transparency and Management, Risk Mitigation and Security, Performance vs. Cost Trade-offs.



**Signature of BOS Chairman-CSE**

Cloud Migration Strategies, Iterative Seven-step Model of Migration into the Cloud, Assessment and Planning, Choosing the Right Cloud services and Provider, Change Management and Training, Performance and Monitoring, Testing and Validation, Backups, Post-Migration Optimization.

### **INFRASTRUCTURE AS A SERVICE**

**7 Hours**

Compute: AWS EC2, Azure Virtual Machines, Google Compute Engine. Containers – Microservices, Docker, Kubernetes containers. Storage: Amazon EBS, Amazon S3, Azure disk storage, Google cloud storage. Autoscaling – AWS autoscaling, Azure app service, Google compute engine. Load balancing – AWS ELB, Azure traffic manager, Google cloud load balancer.

Network: Amazon VPC, Azure virtual network, Google cloud VPN.

### **PLATFORM AS A SERVICE**

**7 Hours**

PaaS: Serverless computing - AWS Lambda, Azure functions, Google Cloud functions, AWS Apprunner, Elastic beanstalk, Google App engine, Google Cloud Functions, Amazon RDS, DynamoDB, Azure SQL database, Azure CosmosDB, Google cloud SQL, Google cloud database.

### **SOFTWARE AS A SERVICE**

**7 Hours**

Amazon chime, Workmail, Workdocs, Microsoft 365, Microsoft power platform, Azure active directory, Azure DevOps, Azure IoT central, Azure cost management, Google Maps platform, Google workspace, Google analytics, Google cloud identity, Google Cloud search, Firebase.

### **LAB CONTENTS:**

Few exercise related to AWS, Azure, Google platform services that fall under IaaS, PaaS and SaaS.

Sample Exercises:

1. Demonstrate the virtualization by enabling the OS virtualization on single machine by creating instances oracle virtual box/VMware.
2. Installation of VM Ware/ virtual box and implement multiple OS.
3. Creating VMs in public cloud.
4. Deploying application in Docker/Kubernetes.
5. Static Web site hosting
6. Dynamic Website hosting
7. Balancing network traffic using load balancer
8. Scale the Compute resource with auto scaling
9. E-mail notification using serverless architecture.
10. Configuring a cloud network

<b>Theory: 30</b>	<b>Tutorial: 0</b>	<b>Practical: 30</b>	<b>Project: 0</b>	<b>Total: 60 Hours</b>
-------------------	--------------------	----------------------	-------------------	------------------------

### **REFERENCES:**

1. Dr. Rajesh Kumar Pathak , “Cloud Computing Fundamentals, Notion Press, 2023.
2. A. B. Lawal, “Cloud Computing Fundamentals: Learn the Latest Cloud Technology and Architecture with Real-World Examples and Applications”, A. B. Lawal publication, 2020.
3. Rajkumar Buyya, Christian Vecchiola, S.Thamarai Selvi, “Mastering Cloud



**Signature of BOS Chairman-CSE**

- Computing: Foundations and Applications Programming”, Morgan Kaufmann publications, 2013.
4. Cludonomics: The Business Value of Cloud Computing" by Joe Weinman, John Wiley & Sons Inc, 2012.
  5. Mastering AWS Development" by Uchit Vyas, Ingram short title, 2015.
  6. Microsoft Azure Essentials - Fundamentals of Azure, Second Edition" by Michael Collier and Robin Shahan, Microsoft Press, 2015.
  7. Google Cloud Platform for Developers: Build highly scalable cloud solutions with the power of Google Cloud Platform" by Ted Hunter and Steven Porter, Packt Publishing Limited, 2018.

#### **ONLINE LEARNING MATERIALS**

1. <https://www.coursera.org/learn/cloud-computing-basics>
2. <https://www.coursera.org/learn/meta-cloud-computing>
3. <https://www.coursera.org/learn/cloud-computing-foundations-duke>
4. <https://www.coursera.org/browse/information-technology/cloud-computing>
5. <https://www.mygreatlearning.com/cloud-computing/courses>
6. <http://www.infocobuild.com/education/audio-video-courses/computer-science/CloudComputing-IIT-Kharagpur/lecture-12.html>
7. <https://www.coursera.org/specializations/aws-fundamentals>
8. <https://www.coursera.org/learn/cloud-azure-intro>
9. <https://www.coursera.org/learn/gcp-infrastructure-foundation>



**Signature of BOS Chairman-CSE**

**COURSE OUTCOMES**

After successful completion of this course, the students should be able to

- CO1:** Construct the architecture for a private cloud [K3]  
**CO2:** Develop a cloud environment at small scale [K3]  
**CO3:** Inspect Security of services and applications in private cloud [K4]  
**CO4:** Make use of concepts and features related to Virtualized datacenter to configure cloud storage [K3].  
**CO5:** Build environment to manage IT resources [K3].

**Prerequisite:** U18CST3003/Computer Architecture

COs	CO/PO MAPPING (S/M/W indicates strength of correlation) S-Strong, M-Medium, W-Weak												CO/PSO Mapping		
	PROGRAMME OUTCOMES (POs)												PSOs of CSE		
	P O1	P O2	P O3	P O4	P O5	P O6	P O7	P O8	P O9	P O10	P O11	P O12	PS O1	PS O2	PS O3
<b>CO1</b>			M					M	M		M		M		M
<b>CO2</b>			M	M	M		M		M		M				M
<b>CO3</b>			M		M	M	M		M		M		M		M
<b>CO4</b>			M						M		M			M	
<b>CO5</b>			M		M		M		M		M		M		M

**COURSE ASSESSMENT METHODS**

<b>DIRECT</b>
1. Continuous Assessment Test I, II 2. Lab Assignment, Lab assessment, Written tests (Theory) 3. End Semester Examination
<b>INDIRECT</b>
1. Course-end survey

**THEORY COMPONENT CONTENTS****INTRODUCTION TO CLOUD INFRASTRUCTURE****7 Hours**

Introduction to cloud Infrastructure/virtual infrastructure, General Architecture of virtual infrastructure: Architecture of OpenStack, project, services, mode of deployment, workflow, Openstack Components: Nova, Swift, cinder, Nuutron, Glance, Keystone, Horizon. Virtualization environment with KVM. OpenStack API.

**CLOUD COMPUTE ARCHITECTURE****7 Hours**

Configuring Horizon Dashboard, OpenStack CLI client - Create and manage flavors, compute instances, generate and manage SSH keys, accessing instances, configure an instance with a floating IP address, create instances with security groups, manage Nova host consoles, instance snapshots. Openstack image service: image repository, manage images, metadata, image types, bundling, exporting, migrating images.



Signature of BOS Chairman-CSE

## **CLOUD STORAGE ARCHITECTURE**

**8 Hours**

Swift: features, architecture of swift, swift installation and configuration, data management lifecycle, backup and archival, media storage with swift. Use the command line client to upload and manage files to Swift containers, manage permissions on a container in object storage, Cinder: Architecture of cinder block storage, Volume provisioning and management- create and manage volumes, attach volumes to instances, manage volume quotas, backup and restore volumes, manage volume snapshots.

## **CLOUD NETWORK ARCHITECTURE**

**8 Hours**

Software defined networking, Neutron Architecture, Manage network resources, create external/public networks, create project networks, create project routers, attach routers to public and project networks, manage network services for a virtual environment, manage network quotas, manage network interfaces on compute instances, create and manage project security groups and rules, assign security group to instance, create and manage floating IP addresses, assign floating IP address to instance, detach floating IP address from instance. Identity and access management- keystone: users, roles, groups.

## **LAB CONTENTS**

Deployment of OpenStack components.

### **Sample Exercises:**

1. Configure NOVA compute Node
2. Configure Swift object storage
3. Construct a cinder block node
4. Build a horizon node – Monitor node
5. Launching an instance- Register an account at openstack, Create SSH Key, validate network.
6. Sharing project environment among multiple users.

<b>Theory: 30</b>	<b>Tutorial: 0</b>	<b>Practical: 30</b>	<b>Project: 0</b>	<b>Total: 60 Hours</b>
-------------------	--------------------	----------------------	-------------------	------------------------

## **REFERENCES**

1. Ben Silverman, Michael Solberg, “OpenStack for Architects :Design Production-ready Private Cloud Infrastructure”, 2nd Edition, Packt Publishing, 2018.
2. Michael Solberg, Ben Silverman, “OpenStack for Architects” , Packt Publishing, 2017
3. Alok Shrivastwa, Sunil Sarat, Kevin Jackson, Cody Bunch, Egle Sigler, Tony Campbell, “OpenStack: Building a Cloud Environment”, Packt Publishing, 2016
4. James Denton, “Learning OpenStack Networking (Neutron)”, Packt Publishing, 2015.

## **ONLINE LEARNING MATERIAL**

1. <https://www.coursera.org/learn/juniper-openstack-and-kubernetes?>



**Signature of BOS Chairman-CSE**

**COURSE OUTCOMES**

After successful completion of this course, the students should be able to

- CO1:** Make use of cloud storage technologies in applications [K3].  
**CO2:** Correlate different storage networking technologies [K3].  
**CO3:** Make use of the design principles of virtualization techniques in cloud resource management [K3]  
**CO4:** Analyze different cloud storage life cycle strategies [K4].  
**CO5:** Select appropriate backup and recovery strategies [K3].

**Prerequisite:** U18CST3003/Computer Architecture

COs	CO/PO MAPPING (S/M/W indicates strength of correlation) S-Strong, M-Medium, W-Weak												CO/PSO Mapping		
	PROGRAMME OUTCOMES (POs)												PSOs of CSE		
	PO 1	PO 2	PO 3	PO 4	PO 5	PO 6	PO 7	PO 8	PO 9	PO 10	PO 11	PO 12	PS O1	PS O2	PS O3
CO1	S					M			M		M		M	M	M
CO2	M	M	M							M		M			M
CO3	M	S	S				M						M		
CO4	M				M								M		
CO5	M	M											M		

**COURSE ASSESSMENT METHODS**

DIRECT
1. Continuous Assessment Test I, II 2. Lab Assignment, Lab assessment, Written tests (Theory) 3. End Semester Examination
INDIRECT
1. Course-end survey

**THEORY COMPONENT CONTENTS****INTRODUCTION TO CLOUD STORAGE****7 Hours**

Overview of cloud storage concepts - Advantages and challenges of cloud storage - Comparison of traditional storage vs. cloud storage, Evolution of Storage Architecture, Data Center Infrastructure, **Storage Technologies** : Block, file, and object storage - Storage protocols (iSCSI, NFS, SMB, etc.) - Data replication, snapshots, and backups in the cloud.

**STORAGE NETWORKING TECHNOLOGIES****8 Hours**

Network-Attached Storage: General-Purpose Servers versus NAS Devices, Benefits of NAS, File Systems and Network File Sharing, Components of NAS, NAS I/O Operation, NAS Implementations, NAS File-Sharing Protocols, Factors Affecting NAS Performance , File-Level Virtualization. Fibre Channel Storage Area Networks: Fibre Channel Overview, The



Signature of BOS Chairman-CSE



SAN and Its Evolution, Components of FC SAN, FC Connectivity, Switched Fabric Ports, Fibre Channel Architecture, Fabric Services, Switched Fabric Login Types, Zoning, FC SAN Topologies, Virtualization in SAN. IP SAN and FCoE: iSCSI, FCIP, FCoE

### **LIFE CYCLE MANAGEMENT AND SECURITY**

**8 Hours**

Introduction to storage tiers , Different Storage Classes Offered by Cloud Providers - Choosing the Right Storage Class for Different Use Cases - Access Control and Security - Identity and Access Management (IAM) - Encryption in Transit and at Rest

### **BACKUP AND DISASTER RECOVERY**

**7 Hours**

Introduction to Business Continuity: Information Availability, BC Terminology, BC Planning Life Cycle, Failure Analysis, Business Impact Analysis, BC Technology Solutions. Backup and Archive: Backup Purpose, Backup Considerations, Backup Granularity, Recovery Considerations, Backup Methods, Backup Architecture, Backup and Restore Operations, Backup, Backup in NAS Environments, Backup Targets, Data Deduplication for Backup, Backup in Virtualized Environments, Data Archive, Archiving Solution Architecture

### **LAB CONTENTS**

Attaching volume to instances, Creating snapshots from volumes, Migrating a file among different storage classes, Managing access control over a file/storage, Enabling client and server-side encryption for an object.

### **Sample Exercise:**

1. Attaching volume to instances.
2. Creating snapshots for volumes.
3. Migrating a file among different storage classes.
4. Managing access control over a file/storage.
5. Enabling client and server side encryption for an object.

<b>Theory: 30</b>	<b>Tutorial: 0</b>	<b>Practical: 30</b>	<b>Project: 0</b>	<b>Total: 60 Hours</b>
-------------------	--------------------	----------------------	-------------------	------------------------

### **REFERENCES**

1. Data Intensive Storage Services for Cloud Environments by Athanasios Voulodimos, Dimosthenis P. Kyriazis, Spyridon V. Gogouvitis, Theodora Varvarigou, Business Science Reference, 2013.
2. Cloud Storage Management in Contemporary IT Environments by Michael O'Dell and Michael Corey, Packt Publishing, 2012.
3. Borko Furht, Armando Escalante Handbook of Cloud Computing, Springer Science+Business Media, LLC 2010
4. Information Storage and Management by Emc Education S, John Wiley & Sons, Incorporated, 2012.

### **ONLINE LEARNING MATERIALS**

1. <https://www.coursera.org/learn/data-storage-microsoft-azure>
2. <https://www.udemy.com/course/introduction-to-cloud-storage-apps-a-beginners-course/>
3. <https://www.coursera.org/learn/cloud-storage-big-data-analysis-sql>
4. <https://www.classcentral.com/course/linkedin-learning-learning-cloud-computing-cloud-storage-30444>



**Signature of BOS Chairman-CSE**

L	T	P	J	C
2	0	0	2	3

**COURSE OUTCOMES**

After successful completion of this course, the students should be able to

- CO1:** Analyse the use cases for cloud application development [K4]  
**CO2:** Compare web and cloud application and analyze appropriate cloud platforms requirements [K3]  
**CO3:** Build applications using APIs and Cloud services [K3]  
**CO4:** Apply agile application development and manage application life cycle using DevOps [K3]

**Prerequisite:** U18CSI7201/Cloud Computing

COs	CO/PO MAPPING (S/M/W indicates strength of correlation) S-Strong, M-Medium, W-Weak												CO/PSO Mapping		
	PROGRAMME OUTCOMES (POs)												PSOs of CSE		
	PO 1	PO 2	PO 3	PO 4	PO 5	PO 6	PO 7	PO 8	PO 9	PO 10	PO 11	PO 12	PS O1	PS O2	PS O3
<b>CO1</b>		M	M										M	M	
<b>CO2</b>		M	M		S					M			M		
<b>CO3</b>	M				S							S	M	M	
<b>CO4</b>		S			M					M					M

**COURSE ASSESSMENT METHODS**

<b>DIRECT</b>
1. Continuous Assessment Test I, II 2. Lab Assignment, Lab assessment, Written tests (Theory) 3. End Semester Examination
<b>INDIRECT</b>
1. Course-end survey

**INTRODUCTION TO APPLICATION DESIGN****6 Hours**

Business case for implementing cloud application, Requirements, collection for cloud application development, Cloud service models and deployment models, Open challenges in Cloud Computing: Cloud inter-operability and standards, scalability and fault tolerance, security, trust and privacy.

**APPLICATION DEVELOPMENT FRAMEWORK****8 Hours**

Accessing the clouds: Web application vs Cloud Application, Frameworks: Model View Controller (MVC), Struts, Spring. Cloud platforms in Industry – Google AppEngine, Microsoft Azure, Openshift, CloudFoundry

**CLOUD SERVICE DELIVERY ENVIRONMENT AND API****8 Hours**

Storing objects in the Cloud, Session management, Working with third party APIs: Overview of interconnectivity in Cloud ecosystems. Facebook API, Twitter API, Google API. **Architecting for the Cloud** : Best practices Best practices in architecture cloud applications in AWS cloud, Amazon Simple Queue Service (SQS), RabbitMQ, Amazon Simple Notification Service (Amazon SNS),



Signature of BOS Chairman-CSE

multi-player online game hosting on cloud resources, Building content delivery networks using clouds.

## **DEVOPS IN CLOUD**

**8 Hours**

Continuous Integration/Continuous Deployment (CI/CD), collaboration among development, operations, and other stakeholders, Agile and lean principles: Embracing agile methodologies and lean practices to enable faster development and delivery cycles. Automating development pipelines, Monitoring and Logging, Implementing monitoring solutions for cloud applications, Containerization: Docker basics and container orchestration with Kubernetes.

## **PROJECT:**

Projects involving Google AppEngine, Microsoft Azure, Openshift, Cloud Foundry services will be done.

<b>Theory: 30</b>	<b>Tutorial: 0</b>	<b>Practical: 0</b>	<b>Project:30</b>	<b>Total: 60 Hours</b>
-------------------	--------------------	---------------------	-------------------	------------------------

## **REFERENCES**

1. Cloud Application Architectures: Building Applications and Infrastructure in the Cloud by George Reese, Oreilly Publication, 2021.
2. Continuous Delivery: Reliable Software Releases through Build, Test, and Deployment Automation by Jez Humble and David Farley, 2020.

## **ONLINE LEARNING MATERIALS**

1. <https://www.coursera.org/specializations/ibm-cloud-application-development-foundations>
2. <https://www.udemy.com/course/cloud-computing-development-essentials/>
3. <https://www.coursera.org/learn/cloud-native-devops-agile-nosql?specialization=ibm-cloud-application-development-foundations>
4. <https://www.edx.org/certificates/professional-certificate/ibm-cloud-and-application-development-foundations>



**Signature of BOS Chairman-CSE**

**COURSE OUTCOMES**

After successful completion of this course, the students should be able to

- CO1:** Analyze the security breaches of IaaS, PaaS and SaaS. [K4]  
**CO2:** Apply various data encryption methods and security mechanisms to get the administrative control using IAM service.[K3]  
**CO3:** Inspect compliance, governance and risk management [K4]  
**CO4:** Make use of CI/CD pipeline in application security [K3].  
**CO5:** Analyze security in edge computing [K4]

**Pre-requisite:** U18CSI7201/Cloud Computing

COs	CO/PO MAPPING (S/M/W indicates strength of correlation) S-Strong, M-Medium, W-Weak												CO/PSO Mapping		
	PROGRAMME OUTCOMES (POs)												PSOs of CSE		
	PO 1	PO 2	PO 3	PO 4	PO 5	PO 6	PO 7	PO 8	PO 9	PO 10	PO 11	PO 12	PS O1	PS O2	PS O3
<b>CO1</b>				M											M
<b>CO2</b>			M			M						M		M	
<b>CO3</b>					S	M		M					M		
<b>CO4</b>		S		M									M		
<b>CO5</b>		M			M										

**COURSE ASSESSMENT METHODS**

<b>DIRECT</b>
1. Continuous Assessment Test I, II 2. Lab Assignment, Lab assessment, Written tests (Theory) 3. End Semester Examination
<b>INDIRECT</b>
1. Course-end survey

**THEORY COMPONENT CONTENTS****INTRODUCTION TO CLOUD SECURITY****6 Hours**

Overview of cloud computing and its security challenges - Importance of cloud security for organizations - Shared responsibility model in cloud security. **Cloud Service Models and Security:** Security considerations for IaaS, PaaS, and SaaS, Risks and security measures specific to each service model, Case studies highlighting security vulnerabilities in cloud services.

**CLOUD SECURITY ARCHITECTURE AND DATA PROTECTION****6 Hours**

Designing secure cloud architectures, Identity and access management (IAM) in the cloud Network security in a cloud environment. Encryption techniques for data at rest and in transit Key management best practices, Data loss prevention (DLP) strategies in the cloud



Signature of BOS Chairman-CSE

**COMPLIANCE, GOVERNANCE, AND RISK MANAGEMENT****6 Hours**

Compliance requirements in the cloud (e.g., GDPR, HIPAA), Risk assessment and management in cloud environments, Implementing governance frameworks for cloud security, Cloud-specific threats and vulnerabilities, Security monitoring and logging in the cloud, Incident response planning and execution in cloud environments.

**SECURE DEVELOPMENT AND DEVSECOPS****6 Hours**

Security considerations in cloud-native application development, Implementing security in CI/CD pipelines, Best practices for DevSecOps in the cloud.

**EMERGING TRENDS AND FUTURE OF CLOUD SECURITY****6 Hours**

Edge computing and its security implications, Zero-trust security models in the cloud, Future directions and trends in cloud security.

**LAB CONTENTS**

Securing Free tier account, IAM, account bills, instances within Virtual Private Cloud, Role based access control with cloud platform IAM, Instance with firewall rules , Data encryption and decryption using cloud platforms, restricting access to storage, Configuring networking firewall for an application

**Sample exercises:**

1. Securing free tier account in cloud platform
2. Securing free tier account in cloud platform with IAM user
3. Creating IAM role, Group.
4. Securing free tier account setting billing in cloud platform
5. Securing instances in cloud platform within Virtual Private Cloud
6. Implementing role based access control with cloud platform IAM
7. Securing instances with firewall rules
8. Data encryption and decryption using cloud platforms
9. Securing and restricting access to storage
10. Configuring networking firewall for an application

<b>Theory: 30</b>	<b>Tutorial: 0</b>	<b>Practical: 30</b>	<b>Project: 0</b>	<b>Total: 60 Hours</b>
-------------------	--------------------	----------------------	-------------------	------------------------

**REFERENCES**

1. Cloud Security Attacks, Techniques, Tools and Challenges by Preeti Mishra, Emmanuel S Pilli, R C Joshi · 2021
2. Cloud Security: Concepts, Applications and Perspectives by Brij B. Gupta · 2021
3. Securing the Cloud: Cloud Computer Security Techniques and Tactics by Vic (J.R.) Winkler
4. Cloud Security: A Comprehensive Guide to Secure Cloud Computing by Ronald L. Krutz, Russell Dean Vines · 2010
5. Cloud Security and Privacy: An Enterprise Perspective on Risks and Compliance (Theory in Practice) 1st Edition, by Tim Mather (Author), Subra Kumaraswamy (Author), Shahed Latif (Author) 2009.

**ONLINE LEARNING MATERIALS**

1. <https://www.coursera.org/learn/cloud-security-basics>
2. <https://www.coursera.org/learn/sscp-4th-ed-course-6>

**Signature of BOS Chairman-CSE**

3. <https://www.coursera.org/learn/cloud-data-security>
4. <https://www.checkpoint.com/cyber-hub/cloud-security/what-is-cloud-security/>
5. <https://www.zscaler.com/resources/security-terms-glossary/what-is-cloud-security>
6. <https://medium.com/@goodycyb/exploring-cloud-security-in-depth-labs-and-insights-for-aws-and-gcp-50ca038478c4>
7. <https://goodycyb.hashnode.dev/>



**Signature of BOS Chairman-CSE**

**COURSE OUTCOMES**

After successful completion of this course, the students should be able to

**CO1:** Identify appropriate cloud automation tools for an application [K3].

**CO2:** Take part in automating DevOps using tools [K4]

**CO3:** Make use of storage automation in an application [K3].

**CO4:** Apply automation tools in monitoring services [K3]

**CO5:** Utilize tools for the cloud resource scaling and management [K3]

**Prerequisite:** U18CSI7201/Cloud Computing

COs	CO/PO MAPPING (S/M/W indicates strength of correlation) S-Strong, M-Medium, W-Weak												CO/PSO Mapping		
	PROGRAMME OUTCOMES (POs)												PSOs of CSE		
	PO 1	PO 2	PO 3	PO 4	PO 5	PO 6	PO 7	PO 8	PO 9	PO 10	PO 11	PO 12	PS O1	PS O2	PS O3
CO1	S	M		M	M	M				M			M		M
CO2	M								M		M				
CO3	S	S										M	M		
CO4	M				M										M
CO5	M	S			M						M		M		

**COURSE ASSESSMENT METHODS**

DIRECT
1. Continuous Assessment Test I, II 2. Lab Assignment, Lab assessment, Written tests (Theory) 3. End Semester Examination
INDIRECT
1. Course-end survey

**THEORY COMPONENT CONTENTS****INTRODUCTION CLOUD AUTOMATION****7 Hours**

Benefits of cloud automation - Types of cloud automation tools - Use cases for cloud automation. Managing and provisioning infrastructure through code (using tools like Terraform, Ansible, Puppet, Chef), Automating code integration and verification through tools like Jenkins, GitLab CI, or CircleCI, Automating the deployment process to push code changes into production environments reliably.

**CLOUD RESOURCE SCALLING AND STORAGE AUTOMATION****8 Hours**

Automating resource allocation, de-allocation, and right-sizing of resources based on usage. Kubernetes - Salt -CircleCI - Ansible and puppet, AWS DataSync, Azure Data Factory.

**CLOUD AUTOMATION TOOLS FOR DEVOPS****7 Hours**

DuploCloud - Puppet - Heroku -HashiCorp, Monitoring and Logging Tools – Prometheus, Grafana, Docker, Raygun, Splunk, Git, Ansible, Jenkins, Bamboo.



Signature of BOS Chairman-CSE

## CLOUD DEPLOYMENT AUTOMATION

**8 Hours**

NetApp Cloud Volumes ONTAP - CFEngine -VMware vs Realize Automation - Cisco Intelligent - Automation for Cloud - Microsoft Azure Automation - Google Cloud Deployment Manager - AWS CloudFormation - IBM Cloud Schematics

## PROJECT

Projects involving different cloud platform services like Puppet, Heroku, HashiCorp and monitoring & Logging Tools – Prometheus, Grafana, Docker, Raygun, Splunk, Git, Ansible, Jenkins, Bamboo.

<b>Theory: 30</b>	<b>Tutorial: 0</b>	<b>Practical: 0</b>	<b>Project: 30</b>	<b>Total: 60 Hours</b>
-------------------	--------------------	---------------------	--------------------	------------------------

## REFERENCES

1. Mikael Krief,, “Learning DevOps: The complete guide to accelerate collaboration with Jenkins, Kubernetes, Terraform and Azure DevOps”, Packt Publishing; 1st edition, 2019.
2. Marcelo Pinheiro, “Mastering DevOps Automation”, Packt Publishing Limited, 2018.
3. Jeff Geerling, “Ansible for DevOps: Server and Configuration Management for Humans”, Midwestern Mac, LLC; 1st edition, 2015.
4. John Rhoton and James Stanger, “Cloud Automation and DevOps: Transforming Your IT Environment:, 2015.

## ONLINE LEARNING MATERIALS

1. <https://www.coursera.org/learn/automation-in-aws>
2. <https://www.coursera.org/learn/gcp-infrastructure-scaling-automation>
3. <https://www.udemy.com/course/aws-cloud-security-proactive-way/>
4. <https://www.edx.org/learn/computer-programming/google-cloud-elastic-google-cloud-infrastructure-scaling-and-automation>



**Signature of BOS Chairman-CSE**



L	T	P	J	C
0	0	6	0	3

## AND SOLUTIONS ARCHITECTURE

**COURSE OBJECTIVES:**

- To provide a comprehensive understanding of AWS global infrastructure, core services, and security mechanisms essential for building and managing cloud solutions.
- To enable learners to design, deploy, and manage scalable, secure, and cost-efficient compute, storage, database, and networking solutions on AWS.
- To develop the ability to architect serverless, hybrid, and container-based solutions aligned with AWS best practices for governance, management, and automation.
- To impart knowledge and practical skills in building modern data architectures and data lakes using AWS services such as Glue, Athena, Quick Sight, and Lake Formation.
- To prepare learners for the AWS Certified Solutions Architect – Associate examination by reinforcing skills in designing resilient, high-performing, secure, and cost-optimized cloud architectures.

**COURSE OUTCOMES:**

**After Successful completion of this course, the students will be able to:**

- CO1:** Understanding AWS core services to build a secure and scalable cloud application.[K2]
- CO2:** Deploy serverless, hybrid, and container-based architectures using AWS services adhering to best practices in scalability and security.[K3]
- CO3:** Construct modern data lake solutions on AWS utilizing services for efficient data ingestion, processing, and analytics.[K3]
- CO4:** Apply AWS design principles to develop resilient, cost-effective, and high-performing solutions aligning with AWS Well-Architected Framework guidelines.[K3]
- CO5:** Analyze and optimize AWS architectures for performance, cost, and sustainability while demonstrating readiness for AWS Certified Solutions Architect – Associate certification. [K4]

**Pre-requisites: Nil**

CO/PO Mapping												
(S/M/W indicates strength of correlation) S-Strong, M-Medium, W-Weak												
COs	Programme Outcomes(POs)											
	PO 1	PO 2	PO 3	PO 4	PO 5	PO 6	PO 7	PO 8	PO 9	PO 10	PO 11	PO 12
CO1	S											S
CO2		S			S							S
CO3			S						M			
CO4			M				S					
CO5					S						M	



Signature of BOS Chairman-CSE

**COURSE ASSESSMENT METHODS:**

<b>DIRECT</b>
<ol style="list-style-type: none"> <li>1. Project</li> <li>2. Project presentation/Report</li> <li>3. Lab Assignments,</li> <li>4. Demo presentations,</li> <li>5. Quiz/peer review(optional)</li> </ol>
<b>INDIRECT</b>
<ol style="list-style-type: none"> <li>1. Course-end survey</li> </ol>

**PRACTICAL COMPONENTS:****AWS CLOUD TECHNICAL ESSENTIALS LAB****21 Hours**

AWS Overview and Security, Compute and Networking, Storage and databases on AWS, Monitoring & Optimization.

**Lab tasks:**

- Configure IAM users, groups, and roles with appropriate permissions.
- Implement Multi-Factor Authentication (MFA) for account security.
- Create custom IAM policies for least-privilege access.
- Assign IAM roles to EC2 instances for secure service communication.
- Create, configure, and connect to an EC2 instance using SSH.
- Install and host a sample web application on EC2.
- Set up CloudWatch dashboards to monitor EC2

**ARCHITECTING SOLUTIONS ON AWS LAB****21 Hours**

Designing a serverless web backend on AWS, Designing a serverless data analytics solution on AWS, Designing a hybrid solution for container based workload, Designing a solution following account governance and management, IAM Roles

**Lab tasks:**

- Create a RESTful API backend using Lambda functions triggered by API Gateway
- Integrate AWS Lambda with DynamoDB for data persistence.
- Hosting a Static Website with a Serverless Backend
- Implementing Governance using AWS Organizations and Service Control Policies (SCPs)
- Automate data processing using S3 event triggers and Lambda.

**BUILDING DATA LAKES ON AWS LAB****10 Hours**

Introduction to Data lakes, Data Ingestion, Cataloging and preparation, Building a data lake with AWS lake Formation, Data Processing and Analytics, AWS Lake Formation additional configurations, Modern Data Architecture on AWS.

Creating and Running a Glue Crawler, Querying CSV data with Amazon Athena, Columnar data formats with Amazon Athena - a performance and cost comparison, Building a Data Lake using AWS Lake Formation, Glue Databrew, Glue Studio, LF-Tags, Visualizing Data with QuickSight, Automate Data Lake Creation Using AWS Lake Formation Blueprints, Publishing and Managing Data Product in AWS Lake Formation.

**Lab tasks:**

- Data Ingestion using AWS Glue and S3.


**Signature of BOS Chairman-CSE**

- Cataloging Data using AWS Glue Crawler
- Querying Data using Amazon Athena
- Columnar Data Formats and Cost Optimization
- Building a Data Lake using AWS Lake Formation
- Data Preparation using AWS Glue Databrew
- Data Visualization using Amazon QuickSight.

## **EXAM PREP: AWS CERTIFIED SOLUTIONS ARCHITECT – ASSOCIATE LAB**

**8 Hours**

Designing Resilient Architectures, Designing High-performing Architectures, Designing Secure Applications and Designing Cost-optimized Architectures.

### **Lab tasks:**

- Deploy a fault-tolerant web architecture across multiple Availability Zones.
- Implementing Disaster Recovery using S3 Cross-Region Replication
- Designing a High-Performance Content Delivery Solution using CloudFront
- Implementing Caching Layers for Performance Optimization
- Protect data at rest and in transit using AWS security services.
- Implementing Cost Optimization with AWS Trusted Advisor and Compute Optimizer
- Evaluate and improve an AWS architecture using the AWS Well-Architected Tool

## **CAPSTONE PROJECT**

**30 Hours**

- Students form teams to devise and execute a complete cloud services across multiple service categories.
- Each team defines objectives, scope, and expected outcomes of the project.
- Design a high-level cloud architecture diagram including core services (compute, storage, networking, database, security)
- Develop and deploy the cloud solution using appropriate services.
- Teams present their strategy, results, and learnings at course end.

<b>Theory: 0</b>	<b>Tutorial: 0</b>	<b>Practical: 90</b>	<b>Project: 0</b>	<b>Total: 90 Hours</b>
------------------	--------------------	----------------------	-------------------	------------------------

### **REFERENCES:**

1. Cloud Computing with AWS: Everything You Need to Know to be an AWS Cloud Practitioner by Pravin Mishra, Apress. 2023, ISBN, 1484291719, 9781484291719.
2. Learning Amazon Web Services (AWS): A Hands-On Guide to the Fundamentals of AWS Cloud by Mark Wilkins, Pearson Education, 2019, ISBN: 9780135301098, 0135301092.

### **ONLINE COURSES:**

3. <https://www.coursera.org/programs/coursera-for-campus-faculty-ovg1y/professional-certificates/aws-cloud-solutions-architect?source=search>



**Signature of BOS Chairman-CSE**

# **WEB AND SOFTWARE DEVELOPMENT**



**Signature of BOS Chairman-CSE**

**U18ITE0226 FULL STACK SOFTWARE DEVELOPMENT**

L	T	P	J	C
2	0	2	0	3

**COURSE OUTCOMES**

After successful completion of this course, the students should be able to

**CO1:** Create a Web Server with Node.js for a simple application. (K3)

**CO2:** Develop a Web Application in Express.js Framework. (K3)

**CO3:** Build an application with Node.js and MongoDB. (K3)

**CO4:** Deploy the developed application in GitHub repository. (K3)

**Prerequisite:** U18CSI6201/ Internet and Web Programming

COs	CO/PO MAPPING (S/M/W indicates strength of correlation) S-Strong, M-Medium, W-Weak												CO/PSO Mapping		
	PROGRAMME OUTCOMES (POs)												PSOs of CSE		
	P O1	P O2	P O3	P O4	P O5	P O6	P O7	P O8	P O9	P O10	P O11	P O12	PS O1	PS O2	PS O3
<b>CO1</b>	S	M	M		S						M	M	S		M
<b>CO2</b>	S	M	M		S						M	M	S		M
<b>CO3</b>	S	M	M		S						M	M	S		M
<b>CO4</b>					S	M	M	M	M	M	M	M		S	

**COURSE ASSESSMENT METHODS**

<b>DIRECT</b>
1. Continuous Assessment Test I, II 2. Lab Assignment, Lab assessment, Written tests (Theory) 3. End Semester Examination
<b>INDIRECT</b>
1. Course-end survey

**THEORY COMPONENT CONTENT****INTRODUCTION TO FULL STACK DEVELOPMENT & VERSION CONTROL****6 Hours**

Overview of HTML, CSS, JavaScript, and Bootstrap.

Web Development Stack - Full Stack – Introduction – Types: MERN, MEAN, MEVN, LAMP, Ruby on Rails, Django, NET, JAMSTACK

Version Control – Need - Popular version control tools like Git - create a GitHub account - Use the GitHub web interface to create a repository - add a file to Git and commit the changes – Git commands.

**INTRODUCTION TO NODE.JS****6 Hours**

Introduction to Node.js - Server-Side JavaScript and Node.js - Creating a Web Server with Node.js - Working with Node.js Modules - Overview of Node Package Manager

**SERVER-SIDE JAVASCRIPT****6 Hours**

Asynchronous I/O with Callback Programming - Creating Callback Functions - Using



Signature of BOS Chairman-CSE

Anonymous Callback Functions in Node.js - Issues with Callbacks - Working with JSON – Handling errors and debugging Node.js applications.

### **EXPRESS WEB APPLICATION FRAMEWORK**

**6 Hours**

Extending Node.js - Working with Third Party Node.js Extensions - Introduction to Web Frameworks - Express Web Application Framework - Working with Back-end JavaScript Frameworks and Express - Routing, Middleware, and Templating - Authentication in Node JS - Middleware & Routers - HTTP Methods and Rest APIs.

### **MONGODB AND DEPLOYMENT OF NODE.JS APPLICATIONS**

**6 Hours**

NoSQL databases and MongoDB - Setting up a MongoDB development environment - Building MongoDB schema and models with Mongoose – Connecting Node.js application with MongoDB – Testing and Deploying Node.js applications with server configurations.

### **LAB CONTENTS**

#### **Sample List of Lab Experiments:**

1. Create your own Node.js module and import and use modules in your web server application.
2. Develop asynchronous functions with callbacks, error handling, and control flow using callbacks.
3. Demonstrate JSON file data read and write using Node.js.
4. Create a RESTful API to serve JSON data.
5. Demonstrate RESTful endpoints using Express and HTTP methods to handle GET, POST, PUT, and DELETE requests.
6. Integrate a template engine (e.g., EJS or Pug) with Express and Render dynamic HTML views using templates.
7. Implement user authentication in your Express application.
8. Explore and integrate third-party Node.js extensions into your Express app and showcase the benefits of using extensions for specific features.
9. Create a multi-page web application with authentication, routing, and RESTful APIs.
10. Create a simple Employee Management Application with MongoDB and Node.js.

<b>Theory: 30</b>	<b>Tutorial: 0</b>	<b>Practical: 30</b>	<b>Project: 0</b>	<b>Total: 60 Hours</b>
-------------------	--------------------	----------------------	-------------------	------------------------

### **REFERENCES**

1. “Mastering HTML, CSS & JavaScript Web Publishing” by Laura Lemay, Rafe Colburn, Jennifer Kyrnin, BPB Publications, 2016.
2. "Node.js Web Development: Server-side web development " by David Herron, 5th Edition, 2020
3. "Node.js in Action" by Alex Young, Bradley Meck, Mike Cantelon, Tim Oxley, Marc Harter, T.J. Holowaychuk, and Nathan Rajlich, Manning, 2nd Edition, 2017
4. "Node.js Design Patterns" by Luciano Mammino and Mario Casciaro, 3rd Edition, 2022.
5. “Web Development with MongoDB and Node JS” by Mithun Satheesh, Bruno Joseph D'mello, Jason Krol, Packt Publishing Limited; 2nd edition, 2015.
6. "Web Development with Node and Express" by Ethan Brown, O'Reilly Media, Inc. 2nd Edition, 2019.
7. “Pro Git” by Scott Chacon, Ben Straub, Apress, 2<sup>nd</sup> edition, 2014.



**Signature of BOS Chairman-CSE**

## **ONLINE LEARNING MATERIALS**

1. Introduction to Web Development with HTML, CSS, JavaScript | Coursera
2. Getting Started with Git and GitHub | Coursera
3. Developing Back-End Apps with Node.js and Express | Coursera
4. Introduction to MongoDB | Coursera
5. [Project] Build a CRUD Node.js and MongoDB employee management web-app | Coursera



**Signature of BOS Chairman-CSE**

L	T	P	J	C
2	0	2	0	3

**COURSE OUTCOMES**

After successful completion of this course, the students should be able to

- CO1:** Understand the difference between UI and UX design to explain the significance of empathy techniques in gathering user insights.[K2]
- CO2:** Apply UI design principles to implement visual design standards and UI components to enhance user interaction.[K3]
- CO3:** Understand UX research techniques to align user and business goals with the industry based design process. [K2]
- CO4:** Apply wireframing and prototyping techniques to create and test responsive designs [K3]
- CO5:** Apply essential concepts of Figma to create interactive user centered design.[K3]

**Prerequisite: U18CSI6201/ Internet and Web Programming**

COs	CO/PO MAPPING (S/M/W indicates strength of correlation) S-Strong, M-Medium, W-Weak												CO/PSO Mapping		
	PROGRAMME OUTCOMES (POs)												PSOs of CSE		
	P O1	P O2	P O3	P O4	P O5	P O6	P O7	P O8	P O9	P O10	P O11	P O12	PS O1	PS O2	PS O3
<b>CO1</b>	S		M							M		M			S
<b>CO2</b>	S		M							M		M			S
<b>CO3</b>		S		M										S	
<b>CO4</b>		S		M										S	
<b>CO5</b>	S		M							M		M			S

**COURSE ASSESSMENT METHODS**

<b>DIRECT</b>
1. Continuous Assessment Test I, II 2. Lab Assignment, Lab assessment, Written tests (Theory) 3. End Semester Examination
<b>INDIRECT</b>
1. Course-end survey

**THEORY COMPONENT CONTENTS****INDUSTRY-RELEVANT DESIGN THINKING****6 Hours**

Understanding UI vs. UX Design, Design Thinking Framework, Innovative Thinking Methods, Empathy Techniques for User Insights.

**UI DESIGN PRINCIPLES FOR INDUSTRY****6 Hours**

Visual Design Standards, UI Components and Design Patterns, User Interaction and Engagement, Branding Integration and Style Guides.

**UX RESEARCH AND STRATEGY IN THE INDUSTRY****6 Hours**

UX Fundamentals for Business Impact Design Process, Industry Research Techniques, Aligning User and Business Goals.



Signature of BOS Chairman-CSE



**WIREFRAMING, PROTOTYPING AND TESTING****6 Hours**

Sketching Principles - Sketching Red Routes - Responsive Design – Wireframing - Creating Wireflows - Building a Prototype - Building High-Fidelity Mockups - Designing Efficiently with Tools - Interaction Patterns - Conducting Usability Tests - Other Evaluative User Research Methods - Synthesizing Test Findings - Prototype Iteration.

**LOW CODE -NO CODE TOOLS****6 Hours**

Low code- No code Tools Essential Concepts of Figma - Setup and Configure Figma - Images, Shapes, and Tools - Working with Figma - Figma Components - Styles and Libraries in Figma - Cards and Layout Grids in Figma .

**LAB CONTENTS:****30 Hours****Sample Experiments:**

1. Designing a Responsive layout for an societal application.
2. Exploring various UI Interaction Patterns
3. Developing an interface with proper UI Style Guides
4. Developing Wireflow diagram for application using open source software
5. Exploring various open source collaborative interface Platform
6. Hands on Design Thinking Process for a new product
7. Brainstorming feature for proposed product
8. Defining the Look and Feel of the new Project
9. Create a Sample Pattern Library for that product (Mood board, Fonts, Colors based on UI principles)
10. Identify a customer problem to solve.
11. Designing a User Interface with Figma
12. Creating and Managing Layout Grids and Components in Figma.

**Theory: 30****Tutorial: 0****Practical: 30****Project: 0****Total: 60 Hours****REFERENCES:**

1. Joel Marsh, UX for Beginners, O'Reilly, 2022.
2. Jon Yablonski, Laws of UX: Using Psychology to Design Better Products & Services, O'Reilly, 2021.
3. Don Norman, The Design of Everyday Things: Revised and Expanded Edition, Basic Books, 2013.
4. Steve Krug, Don't Make Me Think: A Common Sense Approach to Web Usability, New Riders, 2014.
5. Jeffrey Zeldman and Ethan Marcotte, Responsive Web Design, A Book Apart, 2011.
6. Kim Goodwin, Designing for the Digital Age: How to Create Human-Centered Products and Services, Wiley, 2009.

**ONLINE COURSES:**

1. <https://www.coursera.org/learn/designing-user-interfaces-and-experiences-uiux>

**Signature of BOS Chairman-CSE**

**COURSE OUTCOMES**

After successful completion of this course, the students should be able to

- CO1:** Apply DevOps principles to meet software development requirements.[K3]  
**CO2:** Understand different actions performed through Version control tools like Git[K2]  
**CO3:** Apply the microservices architecture in the DevOps Environment.[K3]  
**CO4:** Apply continuous integration and continuous deployment using Jenkins and docker[K3]  
**CO5:** Analyze the use of configuration management tools like Ansible to distinguish between different approaches to infrastructure. [K4]

**Prerequisite: U18CSI4204/ Software Engineering**

COs	CO/PO MAPPING (S/M/W indicates strength of correlation) S-Strong, M-Medium, W-Weak												CO/PSO Mapping		
	PROGRAMME OUTCOMES (POs)												PSOs of CSE		
	P O1	PO 2	P O3	P O4	P O5	P O6	P O7	P O8	P O9	P O10	P O11	P O12	PS O1	PS O2	PS O3
CO1	S		M							M		M			
CO2	S		M							M		M			
CO3		S		M										S	
CO4		S			M									S	
CO5		S			M				M					S	

**COURSE ASSESSMENT METHODS**

DIRECT
1. Continuous Assessment Test I, II 2. Lab Assignment, Lab assessment, Written tests (Theory) 3. End Semester Examination
INDIRECT
1. Course-end survey

**THEORY COMPONENT CONTENTS****INTRODUCTION TO DEVOPS****6 HOURS**

Overview of DevOps-DevOps Lifecycle-Essential Characteristics of DevOps- Tools and Technologies- Social Coding Principle-Version control systems: Git and GitHub-Importance of version control in CICD pipeline.

**MICROSERVICES****6 HOURS**

Monolith vs SOA vs Microservices - Microservices- Microservices Patterns - Introduction to Serverless Computing- Introduction to the FaaS Model- The Serverless Framework.



Signature of BOS Chairman-CSE

## **CONTINUOUS INTEGRATION USING JENKINS**

**6 HOURS**

Essentials of Continuous Integration- Jenkins tool Management- Installing Jenkins- Architecture- Creating a Jenkins Job- Configuration- Customizing Jenkins with plugins- database user creation Creating a Jenkins Build and Jenkins workspace

## **CONFIGURATION MANAGEMENT**

**6 HOURS**

Introduction - Infrastructure as Code- Configuration Management Tools- Automating Infrastructure Provisioning-Introduction to Ansible – Installation and Configuration- Ansible Architecture, Ansible and Infrastructure Management

## **CONTINUOUS DEPLOYMENT**

**6 HOURS**

Overview of Docker-Benefits of Docker Workflow- Process Simplification-Architecture- Docker Containers-Docker Workflow- Anatomy of Dockerfile-Building an Image-Running an Image-Custom base Images, Storing Images.

## **LAB CONTENTS:**

**30 Hours**

1. Version Control with Git and GitHub.
2. Continuous Integration with Jenkins
3. Customizing Jenkins with Plugins
4. Infrastructure as Code with Ansible
5. Creating and Running Docker Containers.
6. Continuous Deployment with Docker and Jenkins.
7. Configuration Management and Infrastructure Provisioning with Ansible
8. Building and Managing Docker Workflows

**Theory: 30      Tutorial: 0      Practical: 30      Project: 0      Total: 60 Hours**

## **REFERENCES:**

1. Beginning Git and GitHub: A Comprehensive Guide to Version Control, Project Management, and Teamwork for the New Developer”, Second Edition, 2019. 6.
2. Jeff Geerling, “Ansible for DevOps: Server and configuration management for humans”, First Edition, 2015.
3. David Johnson, “Ansible for DevOps: Everything You Need to Know to Use Ansible for DevOps”, Second Edition, 2016. 5. Mariot Tsitoara.

## **ONLINE COURSES:**

- 1) <https://www.coursera.org/professional-certificates/devops-and-software-engineering>
- 2) <https://www.coursera.org/learn/intro-to-devops?specialization=devops-and-software-engineering>
- 3) <https://www.coursera.org/learn/intro-to-devops?specialization=devops-and-software-engineering>
- 4) <https://www.jenkins.io/doc/book/getting-started/>



**Signature of BOS Chairman-CSE**

L	T	P	J	C
2	0	2	0	3

### COURSE OUTCOMES

After successful completion of this course, the students should be able to

- CO1:** Apply Swift programming constructs to develop and execute basic code snippets using playgrounds within a defined timeline[K3]
- CO2:** Construct Swift programs using operators, conditionals, and loops to solve well-defined programming problems with measurable logic and correctness.[K4]
- CO3:** Analyze and debug Swift programs in Xcode to ensure error-free execution through systematic testing and validation.[K3]
- CO4:** Design and implement simple mobile applications using Swift and Xcode to demonstrate understanding of app development fundamentals[K3]

Pre-requisite : Nil

COs	CO/PO MAPPING (S/M/W indicates strength of correlation) S-Strong, M-Medium, W-Weak												CO/PSO Mapping		
	PROGRAMME OUTCOMES (POs)												PSOs of CSE		
	P O1	PO 2	P O3	P O4	P O5	P O6	P O7	P O8	P O9	P O10	P O11	P O12	PS O1	PS O2	PS O3
CO1			S	M	M								S		
CO2			S	M	M								S		
CO3			S	S	S								S		
CO4			S	S	S								S		

### COURSE ASSESSMENT METHODS

DIRECT
1. Continuous Assessment Test I, II 2. Lab Assignment, Lab assessment, Open book test, Written tests (Theory) 3. End Semester Examination
INDIRECT
1. Course-end survey

### THEORY COMPONENT CONTENTS

#### **INTRODUCTION TO SWIFT PROGRAMMING AND CONTROL 6 Hours STRUCTURES**

Introduction to Swift and Playgrounds - Constants, Variables - Naming Constants and Variables, Data Types - Type Safety - Type Inference - Operators - Basic Arithmetic - Numeric Type Conversion - Logical and Comparison Operators - Control Flow - If Statements - If Else Statements- Switch Statements.



Signature of BOS Chairman-CSE

**XCODE ENVIRONMENT AND INTERFACE BUILDER ESSENTIALS      6 Hours**

Xcode - Xcode Files Types - Xcode Preference - Building, Running, and Debugging an App  
- Interface Builder Basics - Storyboards - Interface Builder Layout - Outlets and Actions.

**UIKIT FUNDAMENTALS AND USER INTERFACE      6 Hours**

Introduction to UIKit Strings - Concatenation and Interpolation - String Equality and Comparison - Functions - Parameters - Return Values - Structures - Instances - Instance Methods - Classes and Inheritance Collections - Arrays - Dictionaries - Loops - For Loops - While Loops .Common System Views - View Controllers - Displaying Data Controls In Action - Buttons - Switches - Sliders - Text Fields - Actions and Outlets - Auto Layout and Stack Views.

**ADVANCED SWIFT CONCEPTS AND NAVIGATION TOOLS      6 Hours**

Optionals - Functions and Optionals - Type Casting and Inspection - Guard - Guard with Optionals - Constant and Variable Scope - Enumerations - Segues and Navigation Controllers.

**APP NAVIGATION AND VIEW CONTROLLER LIFECYCLE      6 Hours**

Navigation Controllers - Tab Bar Controllers - View Controller Life Cycle- View Did Load - View Event Management

**LAB CONTENTS:      30 Hours**

To understand the fundamentals of iOS application development using Swift and Xcode. Learn to design and develop user interfaces using Interface Builder and UIKit, apply Swift programming concepts, and build simple mobile applications for real-world use cases.

**SAMPLE EXPERIMENT:**

1. Introduction to Swift Playground: Write basic Swift programs to practice variables, data types, and control structures.
2. Build a simple calculator application using Swift Playground.
3. Explore Xcode environment: Study different file types, preferences, and interface components.
4. Design and develop a basic Light Control App using Interface Builder in Xcode.
5. Develop a Color Picker Application using UIKit views and controls like sliders and buttons.
6. Build a Xylophone Application using sound libraries and interface components.
7. Design and develop a Traffic Light App using Segues and Navigation Controllers.
8. Create a Simple Alarm Application utilizing Tab Bar Controller and managing the View Controller Life Cycle.
9. Implement basic Auto Layout and Stack Views for responsive UI design.
10. Explore advanced Swift features like Optionals, Guard statements, and Type Casting through mini coding tasks.

<b>Theory: 30</b>	<b>Tutorial: 0</b>	<b>Practical: 30</b>	<b>Project: 0</b>	<b>Total: 60 Hours</b>
-------------------	--------------------	----------------------	-------------------	----------------------------

**REFERENCES:**

1. Apple Education, Develop in Swift: Fundamentals, First Edition, Apple Inc., ISBN: 978-1581182804, 2021.



**Signature of BOS Chairman-CSE**

2. Erica Sadun, The Swift Programming Language, Addison-Wesley Professional, First Edition, 2015, ISBN: 978-0321967203.
3. Matt Neumann, Beginning Xcode: Swift Edition, Apress, First Edition, 2015, ISBN: 978-1484206186.
4. Craig Clayton Hoffman, iOS Programming for Beginners: Kickstart your iOS app development journey with a hands-on guide to Swift 5.7 and Xcode 14, Packt Publishing, First Edition, 2022, ISBN: 978-1803237046.
5. Ray Mark, iOS Apprentice: Beginning iOS Development with Swift, Razeware LLC, Sixth Edition, 2022, ISBN: 978-1950325624.
6. Erica Sadun, Swift Pocket Reference, O'Reilly Media, First Edition, 2015, ISBN: 978-1491900821.

**ONLINE COURSES:**

1. <https://coursera.org/learn/programming-fundamentals-swift>
2. <https://coursera.org/professional-certificates/meta-ios-developer>



**Signature of BOS Chairman-CSE**

L	T	P	J	C
3	0	0	0	3

**COURSE OUTCOMES**

After successful completion of this course, the students should be able to

- CO1:** Understand the fundamentals of Service-Oriented Architecture (SOA) and Microservices Architecture (MSA) along with their evolution and drivers. [K2]
- CO2:** Apply service-oriented analysis and design methodologies to develop service-based enterprise applications.[K3]
- CO3:** Analyze patterns and models for designing service-oriented applications, including activity, data, client, and business process services.[K4]
- CO4:** Apply SOA technologies, governance strategies, and Big Data integration techniques to real-world scenarios.[K3]
- CO5:** Analyze the role of Microservices Architecture (MSA) in cloud and mobile environments, and its contribution to modern system development. [K4]

**Pre-requisite : NIL**

COs	CO/PO MAPPING (S/M/W indicates strength of correlation) S-Strong, M-Medium, W-Weak											CO/PSO Mapping			
	PROGRAMME OUTCOMES (POs)											PSOs of CSE			
	PO 1	PO 2	PO 3	PO 4	PO 5	PO 6	PO 7	PO 8	PO 9	PO 10	PO 11	PO 12	PS O1	PS O2	PS O3
<b>CO1</b>	S	M												M	
<b>CO2</b>	S	S	S												
<b>CO3</b>	S	S	S												
<b>CO4</b>	M	S												S	
<b>CO5</b>	S		M											S	

**COURSE ASSESSMENT METHODS**

<b>DIRECT</b>
1. Continuous Assessment Test I, II 2. Lab Assignment, Lab assessment, Open book test, Written tests (Theory) 3. End Semester Examination
<b>INDIRECT</b>
1. Course-end survey

**THEORY COMPONENT CONTENTS****INTRODUCTION****5 Hours**

SOA and MSA Basics- Service Orientation in Daily Life- Evolution of SOA and MSA- Service oriented Architecture and Microservices architecture – Drivers SOA- Dimensions of SOA- Conceptual Model of SOA- Standards and Guidelines for SOA-Emergence of MSA.

**SERVICE ORIENTED ARCHITECTURE****10 Hours**

Enterprise-Wide SOA-Considerations for Enterprise-wide SOA- Strawman Architecture for Enterprise-wide SOA- Enterprise SOA Reference Architecture- Object-oriented Analysis and Design (OOAD) Process- Service oriented Analysis and Design (SOAD) Process - SOA Methodology for Enterprise. Service-Oriented Applications: Considerations for Service-oriented



Signature of BOS Chairman-CSE

Applications- Patterns for SOA- Pattern based Architecture for Service-oriented Applications  
Composite Applications - Programming Model.

### **SERVICE-ORIENTED ANALYSIS AND DESIGN**

**10 Hours**

Need for Models- Principles of Service Design- Non-functional Properties for Services- Design of Activity Services - Design of Data Services- Design of Client Services - Design of Business Process Services. Technologies for SOA: Technologies for Service Enablement - Technologies for Service Integration - Service Orchestration - SOA Governance and Implementation: Strategic Architecture Governance - Service Design - Time Governance - Service Run-time Governance- Approach for Enterprise-wide SOA Implementation.

### **BIG DATA AND SOA**

**10 Hours**

Concepts - Big Data and its characteristics - Technologies for Big Data -Service-Orientation for Big Data Solutions - Business Case for SOA - Stakeholder Objectives - Benefits of SOA - Cost Savings - Return on Investment (ROI) - Build a Case for SOA - SOA Best Practices: SOA Strategy – Best Practices- SOA Development – Best Practices- SOA Governance – Best Practices- EA and SOA for Business and IT Alignment: Enterprise Architecture- Need for Business and It Alignment- EA and SOA for Business and Its Alignment.

### **MICROSERVICES ARCHITECTURE**

**10 Hours**

Trend in SOA: Microservices Architecture (MSA)- Services Model for Cloud and Mobile Solutions - API Adoption on the Rise - Challenges and Takeaways from SOA Implementations- Architecture Trend – Microservices Architecture - Microservices Architecture in Action. Cloud and MSA Cloud Services- Hybrid Cloud Services- Considerations for Hybrid Cloud Services Cloud Services and MSA-MSA for SMAC Solutions. Mobile and MSA: Mobile Technologies Types of Mobile Applications-MSA for mobile solutions.

**Theory: 45**

**Tutorial: 0**

**Practical: 0**

**Project: 0**

**Total: 45 Hours**

### **REFERENCES:**

1. Shankar Kambhampaty; Service - Oriented Architecture & Microservices Architecture: For Enterprise, Cloud, Big Data and Mobile, Wiley,3rd Edition, 2018.
2. Thomas Erl, “Service-Oriented Architecture: Concepts, Technology, and Design”, Pearson Education, 2016.
3. Gerardus Blokdyk, Service-Oriented Architecture: A Complete Guide – 2020 Edition, 5STARCook, 2021.
4. Arduino Programming in 24 hours, Richard Blum, 1st Edition, ISBN: 978-0672337123, Sams Tech Yourself Publishing.
5. Chellammal Surianarayanan, Ganapathy S., Pethuru Raj, Essentials of Microservices Architecture: Paradigms, Applications, and Techniques, CRC Press, 2020.

### **ONLINE COURSES:**

1. [What is Service-Oriented Architecture \(SOA\)? | IBM](#)
2. [Implementing Microservices on AWS - Implementing Microservices on AWS](#)
3. [Service-oriented architecture - .NET | Microsoft Learn](#)
4. [Introduction to Big Data | Coursera](#)
5. <https://cloud.google.com/learn/what-is-microservices-architecture>



**Signature of BOS Chairman-CSE**



L	T	P	J	C
3	0	0	0	3

**COURSE OUTCOMES**

After successful completion of this course, the students should be able to

- CO1:** Explain foundational principles of software quality and apply standard software quality models(K1)
- CO2:** Design and implement a software quality assurance (SQA) plan for a given software project, incorporating appropriate standards, processes, and metrics to ensure software quality. (K3)
- CO3:** Analyse and compare different software quality control methods and reliability models to determine their effectiveness in ensuring software quality. (K3)
- CO4:** Apply the principles of software quality management systems to improve the quality processes of a software project. (K4)
- CO5:** Apply the maturity of software processes using models and assess the relevance of global certification standards for improving software quality and organizational performance. (K4)

**Pre-requisite:** U18CSI4204 / Software Engineering

COs	CO/PO MAPPING (S/M/W indicates strength of correlation) S-Strong, M-Medium, W-Weak												CO/PSO Mapping		
	PROGRAMME OUTCOMES (POs)												PSOs of CSE		
	PO 1	PO 2	PO 3	PO 4	PO 5	PO 6	PO 7	PO 8	PO 9	PO 10	PO 11	PO 12	PS O1	PS O2	PS O3
CO1		M			S								S		
CO2		S			S					M			S		
CO3		S			S								S		
CO4		M			S					M			S		
CO5		M			M					S			M		

**COURSE ASSESSMENT METHODS**

DIRECT
1. Continuous Assessment Test I, II 2. Lab Assignment, Lab assessment, Open book test, Written tests (Theory) 3. End Semester Examination
INDIRECT
1. Course-end survey

**THEORY COMPONENT CONTENTS****INTRODUCTION TO SOFTWARE QUALITY****9 Hours**

Definition and Evolution of Software Quality - Quality Characteristics of Software Products - Quality Assurance vs. Quality Control - McCall's Quality Model and Boehm's Quality Model- ISO/IEC 25010:2011 Framework Overview - Quality Goals and Customer Focus - Software Quality Metrics: Product and Process Metrics.

**SOFTWARE QUALITY ASSURANCE AND PLANNING****9 Hours**

Principles and Goals of Software Quality Assurance (SQA) - Components and Organization of SQA - SQA Activities across the Software Lifecycle - Software Reviews: Walkthroughs,



Signature of BOS Chairman-CSE

Inspections, Audits - Risk Management in SQA - Developing a Software Quality Assurance Plan (SQAP)- Documentation and Change Control.

### **SOFTWARE TESTING AND RELIABILITY**

**9 Hours**

Testing Fundamentals: Objectives, Principles, Types - Static vs. Dynamic Testing - Test Planning, Design, Execution, and Reporting - Defect Management and Root Cause Analysis - Software Reliability Engineering Concepts - Reliability Growth Models and Prediction Techniques - Failure Analysis: Fault Tree and FMECA.

### **SOFTWARE QUALITY STANDARDS AND MODELS**

**9 Hours**

ISO 9001:2015 for Software Organizations - Capability Maturity Model Integration (CMMI): Levels and Key Process Areas - Six Sigma and DMAIC in Software Quality -Total Quality Management (TQM) Principles - Benchmarking and Process Improvements - Quality Audits and Compliance Tracking - Case Study: Implementing ISO and CMMI in Real Projects.

### **TOOLS, CERTIFICATIONS, AND EMERGING TRENDS**

**9 Hours**

Tools for Quality Assurance and Control: JIRA, Selenium, QTP - Metrics and Dashboards in Quality Monitoring - Overview of Software Certification Programs - Software Process Improvement Models (SPICE, ISO/IEC 15504) - Agile and DevOps Quality Practices - AI and Automation in Quality Assurance - Future Directions in Software Quality Engineering.

**Theory: 45**

**Tutorial: 0**

**Practical: 0**

**Project: 0**

**Total: 45  
Hours**

### **REFERENCES:**

1. Shravan Pargaonkar, A Guide to Software Quality Engineering, Taylor & Francis, 2023.
2. Abu Sayed Mahfuz, Software Quality Assurance: Integrating Testing, Security, and Audit, Routledge, 2021.
3. Galin, Daniel, Software Quality Assurance: From Theory to Implementation, Pearson Education, 2017.
4. Anirban Basu, Software Quality Assurance, Testing and Metrics, PHI Learning, 2021.
5. Dr. M. Kameswari et al., Software Quality Assurance: Principles and Practice, SKRGC Publications, 2023.
6. Stephan Goericke (Ed.), The Future of Software Quality Assurance, Springer, 2020.

### **ONLINE LEARNING MATERIAL**

1. [nptel.ac.in/courses/106105087](https://nptel.ac.in/courses/106105087)
2. [ISO 25010](https://www.iso.org/standard/55868.html)
3. [nptel.ac.in/courses/106105218](https://nptel.ac.in/courses/106105218)
4. [CMMI Institute - CMMI](https://www.cmmi.org/)
5. [nptel.ac.in/courses/110101010](https://nptel.ac.in/courses/110101010)
6. [The Selenium Browser Automation Project | Selenium](https://www.selenium.dev/)
7. [What is JIRA Testing Tool? Tutorial for Beginners](https://www.jira.com/docman/qa-testing-tool-tutorial-for-beginners)
8. [DevOps Culture and Mindset | Coursera](https://www.coursera.org/learn/devops-culture-and-mindset)



**Signature of BOS Chairman-CSE**

L	T	P	J	C
0	0	6	0	3

**COURSE OBJECTIVES:**

- To understand the fundamentals of DevOps, Linux, and networking concepts required for automation.
- To apply Git and CI/CD practices for automating build and integration using Jenkins.
- To develop and deploy containerized applications using Docker and Kubernetes.
- To implement Infrastructure-as-Code for automated configuration and provisioning using Ansible and Terraform.
- To integrate end-to-end DevOps pipelines combining CI/CD, Docker, Kubernetes, and IaC for efficient deployment and monitoring.

**COURSE OUTCOMES:**

**After Successful completion of this course, the students will be able to:**

- CO1:** Explain the fundamentals of DevOps, Linux, and networking concepts relevant to software automation. [K2]
- CO2:** Apply Git and CI/CD practices to automate build and integration workflows using Jenkins. [K3]
- CO3:** Develop and deploy containerized applications using Docker and Kubernetes orchestration. [K3]
- CO4:** Implement Infrastructure-as-Code using Ansible and Terraform to automate configuration and provisioning. [K3]
- CO5:** Apply end-to-end DevOps tools to automate deployment and monitoring processes. [K3]

**Pre-requisites: Nil**

CO/PO Mapping (S/M/W indicates strength of correlation) S-Strong, M-Medium, W-Weak												
COs	Programme Outcomes(POs)											
	PO 1	PO 2	PO 3	PO 4	PO 5	PO 6	PO 7	PO 8	PO 9	PO 10	PO 11	PO 12
CO1	S											
CO2	S				S							
CO3	S		S					M				
CO4	S							M				
CO5	S				S				S			

**COURSE ASSESSMENT METHODS:**

<b>DIRECT</b>
1. Project 2. Project presentation/Report 3. Lab Assignments, 4. Demo presentations, 5. Quiz/peer review(optional)
<b>INDIRECT</b>
1. Course-end survey



Signature of BOS Chairman-CSE

## **PRACTICAL COMPONENTS:**

### **DEVOPS FOUNDATIONS & LINUX FUNDAMENTALS LAB**

**18 Hours**

- Linux file system navigation
- User, group, and permission management
- Shell scripting for automation
- Networking essentials: IP, ports, protocols

#### **Lab tasks:**

- Execute Linux command sets, write shell scripts
- Configure networking utilities and environment setup

### **VERSION CONTROL & CI/CD AUTOMATION LAB**

**18 Hours**

- Git fundamentals, branching, merging, conflict resolution
- GitHub workflows
- Jenkins setup, job configuration, CI pipeline scripting

#### **Lab tasks:**

- Create Git repositories and branching workflows
- Build a Jenkins CI pipeline with automated triggers

### **CONTAINERIZATION & KUBERNETES ORCHESTRATION LAB**

**18 Hours**

- Docker architecture, Dockerfile, images, containers
- Docker Compose services
- Kubernetes architecture, pods, deployments, services
- Scaling, load balancing

#### **Lab tasks:**

- Containerize an application and deploy using Kubernetes locally.

### **INFRASTRUCTURE-AS-CODE & AUTOMATION LAB**

**18 Hours**

- Ansible playbooks, roles, inventory
- Terraform providers, resources, and state
- Automated provisioning and configuration

#### **Lab tasks:**

- Configure multi-node environments using Ansible
- Provision infrastructure using Terraform scripts

### **DEVOPS INTEGRATION & MONITORING LAB**

**18 Hours**

- Integrating CI/CD with Docker, Kubernetes, Ansible, Terraform
- Deployment strategies: blue-green, rolling
- Monitoring: Prometheus, Grafana
- Logging, security practices

#### **Lab tasks:**

- Build an integrated CI/CD → Docker → K8s → IaC pipeline
- Configure monitoring dashboards.

<b>Theory: 0</b>	<b>Tutorial: 0</b>	<b>Practical: 90</b>	<b>Project: 0</b>	<b>Total: 90 Hours</b>
------------------	--------------------	----------------------	-------------------	------------------------



**Signature of BOS Chairman-CSE**

**REFERENCES:**

1. Gene Kim, Jez Humble, Patrick Debois, John Willis, The DevOps Handbook: How to Create World-Class Agility, Reliability, & Security in Technology Organizations, Second Edition, 2021
2. Rafal Leszko, Continuous Delivery with Docker and Jenkins, Third Edition, 2023
3. Jeff Geerling, "Ansible for DevOps: Server and configuration management for humans", First Edition, 2015.
4. David Johnson, "Ansible for DevOps: Everything You Need to Know to Use Ansible for DevOps", Second Edition, 2016.

**ONLINE COURSES:**

1. <https://www.coursera.org/specializations/devops-mastery>
2. <https://www.coursera.org/professional-certificates/devops-and-software-engineering>
3. <https://www.coursera.org/learn/intro-to-devops?specialization=devops-and-softwareengineering>
4. <https://www.jenkins.io/doc/book>



**Signature of BOS Chairman-CSE**

## **Professional Electives (PE)**



**Signature of BOS Chairman-CSE**

**U18CSE0001****BIG DATA TECHNOLOGIES**

L	T	P	J	C
3	0	0	0	3

**COURSE OUTCOMES**

AFTER SUCCESSFUL COMPLETION OF THIS COURSE, THE STUDENTS SHOULD BE ABLE TO

**CO1:** Identify the components of Hadoop Distributed File System for big data processing [K4,S3]**CO2:** Develop Big Data Solutions using Hadoop Eco System[K3,S3]**CO3:** Examine various framework in Big data Processing [K4,S2]**CO4:** Illustrate the big data security issues with Hadoop and the need of AWS for Hadoop environment.[K3]**Pre-requisite:** Nil

CO/PO MAPPING (S/M/W indicates strength of correlation) S-Strong, M-Medium, W-Weak													CO/PSO MAPPING		
COs	PROGRAMME OUTCOMES (POs)												PSOs		
	PO1	PO2	PO3	PO4	PO5	PO6	PO7	PO8	PO9	PO10	PO11	PO12	PSO1	PSO2	PSO3
<b>CO1</b>		S	M										M		
<b>CO2</b>					M				M	M				S	
<b>CO3</b>					M				M	M				S	
<b>CO4</b>		M			W				M	M					
<b>CO5</b>															

**COURSE ASSESSMENT METHODS**

<b>DIRECT</b>
1. Continuous Assessment Test I, II (Theory component) 2. Open Book Test; Cooperative Learning Report, Assignment; Journal Paper Review, Group Presentation, Project Report, Poster Preparation, Prototype or Product Demonstration etc (as applicable) (Theory component) 3. Pre/Post - Experiment Test/Viva; Experimental Report for each Experiment (lab Component) 4. Model Examination (lab component) 5. End Semester Examination (Theory and lab components)
<b>INDIRECT</b>
1. Course-end survey

**THEORY COMPONENT CONTENTS****INTRODUCTION TO BIG DATA****8 Hours**

Classification of digital data – Characteristics of data – Challenges – Five Vs- Typical Hadoop environment- Classification of analytics- Data science – Terminologies used in big data environments- Parallel Vs Distributed Environment-Big data applications


**Signature of BOS Chairman-CSE**

**INTRODUCTION TO HADOOP ECO SYSTEM****10 Hours**

Introduction to Hadoop Eco system- Hadoop core components- Hadoop distributions- HDFS- Common Hadoop Shell commands- Processing data with Hadoop- Name Node- Secondary Name Node, and Data Node - Hadoop Map Reduce paradigm- Map and Reduce tasks, Job, Task trackers - Cluster Setup – SSH & Hadoop Configuration – HDFS Administering –Monitoring & Maintenance.

**HADOOP ECOSYSTEM COMPONENTS****9 Hours**

Pig: Introduction to PIG, Execution Modes of Pig, Comparison of Pig with Databases, Grunt, Pig Latin, User Defined Functions, Data Processing operators, Hive : Hive Shell, Hive Services, Hive Metastore, HiveQL, Tables, Querying Data and User Defined Functions. Base: HBase Concepts, Clients, Example, Zookeeper - Building applications with Zookeeper, Oozie- Workflows of Oozie

**RECOMMENDATION SYSTEM****9 Hours**

Collaborative Recommendation- Content Based Recommendation – Knowledge Based Recommendation- Hybrid Recommendation Approaches.

**HADOOP SECURITY AND AWS****9 Hours**

Security challenges – Authentication – Authorization – Network encryption – Security enhancement – Introduction to AWS- Running Hadoop on AWS – EMR Hadoop relationship – AWS S3

<b>Theory: 45</b>	<b>Tutorial: 0</b>	<b>Practical: 0</b>	<b>Project: 0</b>	<b>Total: 45 Hours</b>
-------------------	--------------------	---------------------	-------------------	------------------------

**REFERENCES**

1. Seema Acharya, Subhashini Chellappan, “ Big Data and Analytics” Wiley, First Edition, 2015.\
2. Boris lublinsky, Kevin t. Smith, Alexey Yakubovich, “Professional Hadoop Solutions”, Wiley, ISBN: 9788126551071, 2015.
3. Chris Eaton, Dirk deroos et al. , “Understanding Big data ”, McGraw Hill, 2012.
4. Tom White, “HADOOP: The definitive Guide” , O Reilly 2012.
5. Vignesh Prajapati, “Big Data Analytics with R and Haoop”, Packet Publishing 2013.
6. Tom Plunkett, Brian Macdonald et al, “Oracle Big Data Handbook”, Oracle Press,2014.
7. Jy Liebowitz, “Big Data and Business analytics”,CRC press, 2013.
8. EMC Education Services, “Data Science and Big Data Analytics: Discovering, Analyzing, Visualizing and Presenting Data”, Wiley publishers, 2015.
9. Bart Baesens, “Analytics in a Big Data World: The Essential Guide to Data Science and its Applications”, Wiley Publishers, 2015.
10. Dietmar Jannach and Markus Zanker, “Recommender Systems: An Introduction”, Cambridge University Press, 2010.
11. Anand Rajaraman and Jeffrey David Ullman, “Mining of Massive Datasets”, Cambridge University Press, 2012.
12. David Loshin, “Big Data Analytics: From Strategic Planning to Enterprise Integration with Tools, Techniques, NoSQL, and Graph”, Morgan Kaufmann/Elsevier Publishers, 2013.



**Signature of BOS Chairman-CSE**



## **E BOOKS AND ONLINE LEARNING MATERIALS**

1. <https://intellipaat.com/tutorial/hadoop-tutorial/big-data-overview/>
2. <https://www.guru99.com/learn-oozie-in-5-minutes.html>
3. <https://www.youtube.com/watch?v=R26Gvoa-Hbc>
4. <https://www.youtube.com/watch?v=DpgGXN5ubk0>
5. <https://opensource.com/life/14/8/intro-apache-hadoop-big-data>
6. <https://www.guru99.com/hive-tutorials.html>
7. <http://www.bigdatauniversity.com/>

## **ONLINE COURSES AND VIDEO LECTURES**

1. <http://www.coreservlets.com/hadoop-tutorial/>
2. [https://oozie.apache.org/docs/3.1.3-incubating/DG\\_Examples.html](https://oozie.apache.org/docs/3.1.3-incubating/DG_Examples.html)
3. [https://oozie.apache.org/docs/4.2.0/AG\\_Install.html](https://oozie.apache.org/docs/4.2.0/AG_Install.html)
4. <https://www.ukdataservice.ac.uk/media/604456/hiveworkshoppractical.pdf>
5. <https://aws.amazon.com/blogs/big-data/submitting-user-applications-with-spark-submit/>



**Signature of BOS Chairman-CSE**

**COURSE OUTCOMES:**

AFTER SUCCESSFUL COMPLETION OF THIS COURSE, THE STUDENTS SHOULD BE ABLE TO

- CO1** Outline the theoretical foundations of information visualization and use it for better understanding of data [K3]
- CO2** Interpret the information available with network visualization, web based visual displays and maps using appropriate tools [K4, S2]
- CO3** Examine methods to acquire knowledge to visualize Big data content[K5, S3]

**Pre-requisite:** Nil

CO/PO MAPPING (S/M/W indicates strength of correlation) S-Strong, M-Medium, W-Weak													CO/PSO Mapping		
COs	PROGRAMME OUTCOMES (POs)												PSOs		
	PO1	PO2	PO3	PO4	PO5	PO6	PO7	PO8	PO9	PO10	PO11	PO12	PSO1	PSO2	PSO3
CO1	S				M				M	M		M		M	
CO2		M		S	M				M	M				M	
CO3		M		S	M				M	M				M	

**COURSE ASSESSMENT METHODS**

<b>DIRECT</b>
1. Continuous Assessment Test I, II 2. Assignment; Group Presentation 3. End Semester Examination
<b>INDIRECT</b>
4. Course-end survey

**INTRODUCTION TO INFORMATION VISUALIZATION****9 Hours**

Information visualization – Theoretical foundations – Information visualization types – Design principles - A framework for producing data visualization  
 STATIC DATA VISUALIZATION – tools – working with various data formats

**DYNAMIC DATA DISPLAYS****9 Hours**


Introduction to web based visual displays – deep visualization – collecting sensor data – visualization – D3 framework - Introduction to Many eyes and bubble charts

**MAPS****9 Hours**

Introduction to building choropleth maps – Normalization – Classification

**TREES****9 Hours**

Network visualizations – Displaying behaviour through network graphs

  
**Signature of BOS Chairman-CSE**

**BIG DATA VISUALIZATION****9 Hours**

Visualizations to present and explore big data – visualization of text data and Protein sequences

<b>Theory: 45</b>	<b>Tutorial: 0</b>	<b>Practical: 0</b>	<b>Project: 0</b>	<b>Total: 45 Hours</b>
-------------------	--------------------	---------------------	-------------------	------------------------

**REFERENCES**

1. Colin Ware and Kaufman M., Visual thinking for design, Morgan Kaufmann Publishers, 2008.
2. Chakrabarti, S, —Mining the web: Discovering knowledge from hypertext data —,Morgan Kaufman Publishers, 2003.
3. Fry, Visualizing data, Sebastopol,O'Reily, 2007.

**Signature of BOS Chairman-CSE**

**U18CSE0004  
PROTOCOLS****IOT ARCHITECTURE AND**

L	T	P	J	C
3	0	0	0	3

**COURSE OUTCOMES**

AFTER SUCCESSFUL COMPLETION OF THIS COURSE, THE STUDENTS SHOULD BE ABLE TO

- CO1:** Categorize M2M communication and IoT Technology. [K4]  
**CO2:** Examine IoT Reference Architecture and Real World Design Constraints. [K4]  
**CO3:** Make use of appropriate IoT protocols for various applications. [K3]  
**CO4:** Build applications of IoT in real time scenario. [K3]  
**CO5:** Identify the challenges in developing industrial applications. [K3, S2]

**Pre-requisite :Nil**

CO/PO MAPPING (S/M/W indicates strength of correlation) S-Strong, M-Medium, W-Weak													CO/PSO Mapping		
COs	PROGRAMME OUTCOMES (POs)												PSOs		
	PO1	PO2	PO3	PO4	PO5	PO6	PO7	PO8	PO9	PO10	PO11	PO12	PSO1	PSO2	PSO3
CO1	S									M		M			
CO2	S									M		M			
CO3		M								M		M	M		
CO4			M							M		M			M
CO5	S									M		M	M		

**COURSE ASSESSMENT METHODS**

DIRECT
1. Continuous Assessment Test I, II 2. Open book test; Cooperative learning report, Assignment; Journal paper review, Group Presentation, Project report, Poster preparation, Prototype or Product Demonstration etc (as applicable) 3. End Semester Examination
INDIRECT
4. Course-end survey

**THEORY COMPONENT CONTENTS****OVERVIEW****9 Hours**

IoT-An Architectural Overview– Building an architecture, Main design principles and needed capabilities, An IoT architecture outline, standards considerations. M2M and IoT Technology Fundamentals- Devices and gateways, Local and wide area networking, Data management, Business processes in IoT, Everything as a Service(XaaS), M2M and IoT Analytics, Knowledge Management

**REFERENCE ARCHITECTURE****9 Hours**

IoT Architecture-State of the Art – Introduction, State of the art, Reference Model and architecture, IoT Reference Model - IoT Reference Architecture- Introduction, Functional View,



Signature of BOS Chairman-CSE

Information View, Deployment and Operational View, other Relevant architectural views. Real-World Design Constraints- Introduction, Technical Design constraints-hardware is popular again, Data representation and visualization, Interaction and remote control.

### **PHYSICAL AND MAC LAYER PROTOCOLS**

**9 Hours**

IoT Access Technologies: Physical and MAC layers, topology and Security of IEEE 802.15.4, 802.15.4g, 802.15.4e, 1901.2a, 802.11ah and LoRaWAN

### **NETWORK AND APPLICATION LAYER PROTOCOLS**

**9 Hours**

Network Layer: IP versions, Constrained Nodes and Constrained Networks – Optimizing IP for IoT: From 6LoWPAN to 6Lo, Routing over Low Power and Lossy Networks – Application Transport Methods: Supervisory Control and Data Acquisition – Application Layer Protocols: CoAP and MQTT

### **CASE STUDIES / INDUSTRIAL APPLICATIONS**

**9 Hours**

Cisco IoT system - IBM Watson IoT platform – Manufacturing - Converged Plantwide Ethernet Model (CPwE) – Power Utility Industry – GridBlocks Reference Model - Smart and Connected Cities: Layered architecture, Smart Lighting, Smart Parking Architecture and Smart Traffic Control

<b>Theory: 45</b>	<b>Tutorial: 0</b>	<b>Practical: 0</b>	<b>Project: 0</b>	<b>Total: 45</b>
<b>Hours</b>				

### **REFERENCES**

1. Jan Holler, Vlasios Tsiatsis, Catherine Mulligan, Stefan Avesand, Stamatis Karnouskos, David Boyle, “From Machine-to-Machine to the Internet of Things: Introduction to a New Age of Intelligence”, 1st Edition, Academic Press, 2014.
2. Peter Waher, “Learning Internet of Things”, PACKT publishing, BIRMINGHAM – MUMBAI
3. Bernd Scholz-Reiter, Florian Michahelles, “Architecting the Internet of Things”, ISBN 978-3-642-19156-5 e-ISBN 978-3-642-19157-2, Springer
4. Daniel Minoli, “Building the Internet of Things with IPv6 and MIPv6: The Evolving World of M2M Communications”, ISBN: 978-1-118-47347-4, Willy Publications
5. Vijay Madiseti and Arshdeep Bahga, “Internet of Things (A Hands-on-Approach)”, 1st Edition, VPT, 2014.
6. [http://www.cse.wustl.edu/~jain/cse570-15/ftp/iot\\_prot/index.html](http://www.cse.wustl.edu/~jain/cse570-15/ftp/iot_prot/index.html)

### **ONLINE COURSES AND VIDEO LECTURES**

1. <https://www.coursera.org/learn/internet-of-things-communication>
2. <https://www.edx.org/course/iot-networks-and-protocols>



**Signature of BOS Chairman-CSE**

L	T	P	J	C
3	0	0	0	3

**COURSE OUTCOMES**

AFTER SUCCESSFUL COMPLETION OF THIS COURSE, THE STUDENTS SHOULD BE ABLE TO

**CO1:** Analyze mobility impact on MAC and routing protocols. [K5][S3]

**CO2:** Compare and analyze ad hoc network protocol performance.[K5][S3]

**CO3:** Identify various security threats to ad hoc networks and examine various security solutions. [K3]

**CO4:** Illustrate the sensor network characteristics, sensor databases and query processing mechanisms. [K3]

**Pre-requisite :** U18CSI5201/Computer Networks

CO/PO MAPPING (S/M/W indicates strength of correlation) S-Strong, M-Medium, W-Weak													CO/PSO Mapping		
Cos	PROGRAMME OUTCOMES (Pos)												PSOs		
	PO1	PO2	PO3	PO4	PO5	PO6	PO7	PO8	PO9	PO10	PO11	PO12	PSO1	PSO2	PSO3
CO1	S	S			S				M	M		M			M
CO2	S	S		S	S				M	M		M		M	
CO3	S	M		M						M		M		M	
CO4	S									M		M			

**COURSE ASSESSMENT METHODS**

<b>DIRECT</b>
1. Continuous Assessment Test I, II 2. Case study report, Project Presentation & Report, Assignment; Group Presentation, Poster preparation, etc (as applicable) 3. End Semester Examination
<b>INDIRECT</b>
1. Course-end survey

**THEORY COMPONENT CONTENTS****INTRODUCTION****9 Hours**

Characteristics of wireless channel - Wireless local loop - IEEE 802.16 standard – HIPERACCESS -Ad hoc wireless networks: Introduction and issues - MAC protocols: Design issues - Goals and classification - MACAW: A media access protocol for wireless LANs Distributed packet reservation multiple access protocol-Distributed priority scheduling and Medium access in Ad hoc networks.



Signature of BOS Chairman-CSE

**ROUTING PROTOCOLS****10 Hours**

Design issues – Classification – Wireless routing protocol - Location aided routing- Zone routing protocol - Hierarchical state routing protocol - Power aware routing protocol – Operation of multicast routing protocols - Classification of multicast routing protocols – Application-Dependent multicast routing.

**SECURITY IN AD HOC NETWORKS****9 Hours**

Security in ad hoc wireless networks – Network security requirements - Issues and challenges in security provisioning – Network security attacks – key management – secure routing in Ad hoc networks.

**WIRELESS SENSOR NETWORKS****7 Hours**

Sensors and Actuators -Types of sensors- Multimedia sensors -Architecture - Data dissemination - Data gathering - MAC protocols - Location discovery - Quality of sensor networks - Case study

**SENSOR NETWORK DATABASE****10 Hours**

Sensor database challenges – Querying the physical environment – Query interfaces - High level database organization – In-Network aggregation – Temporal data – Emerging Applications

Case Study of Ad Hoc and sensor network applications:

Proficiently analyze ad hoc and sensor network protocols using simulation tool (NS3/SUMO/OPNET..).

<b>Theory: 45</b>	<b>Tutorial: 0</b>	<b>Practical: 0</b>	<b>Project: 0</b>	<b>Total: 45 Hours</b>
-------------------	--------------------	---------------------	-------------------	------------------------

**REFERENCES**

1. Siva Ram Murthy. C and Manoj B.S, “Ad hoc Wireless Networks: Architectures And Protocols”, Prentice Hall PTR, 2004
2. Toh C.K., “Ad hoc Mobile Wireless Networks: Protocols And Systems”, Prentice Hall PTR, First edition 2001.
3. Mohammad Ilyas, “The Handbook Of Ad hoc Wireless Networks”, CRC press, 2002
4. Charles E. Perkins, “Ad hoc Networking, Addison”, Wesley,2000
5. Stefano Basagni , et al, “Mobile Ad hoc Networking”, Wiley –IEEE press,2004
6. Zhao, Guibas “Wireless Sensor Networks”, ,Morgan Kaufmann Publications,2004

**ONLINE COURSES AND VIDEO LECTURES:**

1. <https://nptel.ac.in/courses/106105160/>



**Signature of BOS Chairman-CSE**

L	T	P	J	C
3	0	0	0	3

**COURSE OUTCOMES**

AFTER SUCCESSFUL COMPLETION OF THIS COURSE, THE STUDENTS SHOULD BE ABLE TO

**CO1:** Categorize SDN Controllers and the evolution of SDN. [K4]

**CO2:** Choose the relevant data center for SDN. [K3].

**CO3:** Make use of SDN solutions in networking scenarios. [K3]

**CO4:** Experiment with SDN Programming. [K3]

**CO5:** Develop various applications of SDN. [K3]

**Pre-requisite:** Nil

CO/PO MAPPING (S/M/W indicates strength of correlation) S-Strong, M-Medium, W-Weak													CO/PSO Mapping		
COs	PROGRAMME OUTCOMES (POs)												PSOs		
	PO1	PO2	PO3	PO4	PO5	PO6	PO7	PO8	PO9	PO10	PO11	PO12	PSO1	PSO2	PSO3
CO1	S									M		M			
CO2	S	M								M		M			
CO3		M	M							M		M			M
CO4		M								M		M			
CO5			M							M		M	M		M

**COURSE ASSESSMENT METHODS****DIRECT**

1. Continuous Assessment Test I, II
2. Open book test; Cooperative learning report, Assignment; Journal paper review, Group Presentation, Project report, Poster preparation, Prototype or Product Demonstration etc (as applicable)
3. End Semester Examination

**INDIRECT**

1. Course-end survey

**THEORY COMPONENT CONTENTS****INTRODUCTION****9 Hours**

History of Software Defined Networking (SDN) – Modern Data Center – Traditional Switch Architecture – Why SDN – Evolution of SDN – How SDN Works – Centralized and Distributed Control and Data Planes

**OPEN FLOW AND SDN CONTROLLERS****9 Hours**

Open Flow Specification – Drawbacks of Open SDN, SDN via APIs, SDN via Hypervisor-Based Overlays – SDN via Opening up the Device – SDN Controllers – General Concepts.



Signature of BOS Chairman-CSE



## **DATA CENTRES**

**9 Hours**

Multitenant and Virtualized Multitenant Data Center – SDN Solutions for the Data Center Network – VLANs – EVPN – VxLAN – NVGRE

## **SDN PROGRAMMING**

**9 Hours**

Programming SDNs: Northbound Application Programming Interface, Current Languages and Tools, Composition of SDNs – Network Functions Virtualization (NFV) and Software Defined Networks: Concepts, Implementation and Applications

## **SDN**

**9 Hours**

Juniper SDN Framework - IETF SDN Framework - Open Daylight Controller - Floodlight Controller - Bandwidth Calendaring - Data Centre Orchestration.

<b>Theory: 45</b>	<b>Tutorial: 0</b>	<b>Practical: 0</b>	<b>Project: 0</b>	<b>Total: 45</b>
<b>Hours</b>				

## **REFERENCES**

1. Paul Goransson and Chuck Black, —Software Defined Networks: A Comprehensive Approach, First Edition, Morgan Kaufmann, 2014.
2. Thomas D. Nadeau, Ken Gray, —SDN: Software Defined Networks, O'Reilly Media, 2013.
3. Siamak Azodolmolky, —Software Defined Networking with Open Flow, Packet Publishing, 2013
4. Vivek Tiwari, —SDN and Open Flow for Beginners, Amazon Digital Services, Inc., 2013
5. Fei Hu, Editor, —Network Innovation through Open Flow and SDN: Principles and Design, CRC Press, 2014.



**Signature of BOS Chairman-CSE**

**U18CSE0008 PRINCIPLES OF COMPILER DESIGN**

L	T	P	J	C
3	0	0	0	3

**COURSE OUTCOMES**

**AFTER SUCCESSFUL COMPLETION OF THIS COURSE, THE STUDENTS SHOULD BE ABLE TO**

**CO1:** Interpret the different phases of the compiler and experiment the scanner using Lex tool (K3).

**CO2:** Construct various parser and execute the same using tools. (K5).

**CO3:** Break down the given expression into intermediate code (K4).

**CO4:** Translate given intermediate code to target code.(K3)

**CO5:** Identify various types of optimizations that can be applied to an intermediate code (K3)

**Pre-requisite:**U18CST4003/Theory of Computation

CO/PO MAPPING (S/M/W indicates strength of correlation) S-Strong, M-Medium, W-Weak													CO/PSO Mapping		
COs	PROGRAMME OUTCOMES (POs)												PSOs		
	PO1	PO2	PO3	PO4	PO5	PO6	PO7	PO8	PO9	PO10	PO11	PO12	PSO1	PSO2	PSO3
CO1	S		S		S							M	M		
CO2	M	M										M	M		
CO3	S	S										M	M		
CO4												M	M		
CO5	S	S										M	M		

**COURSE ASSESSMENT METHODS****DIRECT**

1. Continuous Assessment Test I, II
2. Assignment; Group Presentation
3. End Semester Examination

**INDIRECT**

1. Course-end survey

**THEORY COMPONENT CONTENTS****INTRODUCTION****9 Hours**

**Introduction:** Language Processors- The Structure of a Compiler

**Lexical Analysis:**The Role of the Lexical Analyzer- Input Buffering- Specification of Tokens- Recognition of Tokens- The Lexical-Analyzer Generator: LEX

**SYNTAX ANALYZER****9 Hours**

The Role of the Parser- Error-Recovery Strategies- Top Down Parsing- Bottom-Up Parsing: SLR, CLR, LALR- The Parser Generator YACC



Signature of BOS Chairman-CSE

## **INTERMEDIATE CODE GENERATION**

**9 Hours**

Variants of syntax trees- Three address codes – Types and Declarations – Translation of expression- Type checking - Control flow-Back patching-Switch statements-Intermediate code for procedures

## **CODE GENERATION**

**9 Hours**

Issues in the design of code generation – Target language-Addresses in target code- Basic Blocks and Flow Graphs- Optimization of Basic Blocks – A simple Code generator – Peephole optimization

## **CODE OPTIMIZATION AND RUN-TIME ENVIRONMENTS**

**9 Hours**

**Machine-Independent Optimizations:** The Principal Sources of Optimization - Loops in Flow Graphs

**Run-Time Environments:** Storage organization- Stack allocation space- Access to non-local data on the stack-Heap management

Optimizing for Parallelism-Basic Concepts.

**Simple exercises using LEX and YACC tools**

<b>Theory: 45</b>	<b>Tutorial: 0</b>	<b>Practical: 0</b>	<b>Project: 0</b>	<b>Total: 45 Hours</b>
-------------------	--------------------	---------------------	-------------------	------------------------

## **REFERENCES**

1. Alfred V. Aho et al “Compilers Principles, Techniques and Tools”, Second Edition, Pearson Education, 2007.
2. Allen I. Holub, “Compiler Design in C”, Prentice Hall of India, 2003.
3. Fischer C.N. and LeBlanc R.J. “Crafting a Compiler with C”, Benjamin Cummings, 2003.
4. Bennet J.P. “Introduction to Compiler Techniques”, Second Edition, Tata McGraw-Hill, 2003.
5. HenkAlblas and Albert Nymeyer, “Practice and Principles of Compiler Building with C”, PHI, 2001.
6. Kenneth C. Loudon, “Compiler Construction: Principles and Practice”, Thompson Learning, 2003.



**Signature of BOS Chairman-CSE**

**COURSE OUTCOMES**

AFTER SUCCESSFUL COMPLETION OF THIS COURSE, THE STUDENTS SHOULD BE ABLE TO

**CO1:** Illustrate graphics input and output primitives.[K3]

**CO2:** Construct 2D and 3D geometric transformations on objects.[K5]

**CO3:** Summarize the graphics modeling process.[K3]

**CO4:** Apply the techniques of multimedia, compression, communication and authoring.[K3]

**CO5:** Design a simple application with animation.[K5]

**Pre-requisite: Nil**

CO/PO MAPPING (S/M/W indicates strength of correlation) S-Strong, M-Medium, W-Weak													CO/PSO Mapping		
COs	PROGRAMME OUTCOMES (POs)												PSOs		
	PO1	PO2	PO3	PO4	PO5	PO6	PO7	PO8	PO9	PO10	PO11	PO12	PSO1	PSO2	PSO3
CO1	S									M		M			
CO2	S	S								M		M			
CO3	S									M		M			
CO4	S									M		M			
CO5	S	S			S	S			M	M	S	M	M		

**COURSE ASSESSMENT METHODS**

DIRECT
<ol style="list-style-type: none"> <li>Continuous Assessment Test I, II</li> <li>Assignment</li> <li>Mini Project</li> <li>End Semester Examination</li> </ol>
INDIRECT
<ol style="list-style-type: none"> <li>Course-end survey</li> </ol>

**THEORY COMPONENT CONTENTS****2D PRIMITIVES****9 Hours**

Elements of pictures created in Computer Graphics – Graphics input primitives and devices – Output Primitives – Line, Circle and Ellipse drawing Algorithms – Attributes of output primitives

**2D GEOMETRIC TRANSFORMATIONS****9 Hours**

Two Dimensional Geometric Transformations – 2D Viewing – Window-Viewport Transformations – Line, Polygon, Curve and Text Clipping algorithms – 2D Geometric Transformations-Case study



Signature of BOS Chairman-CSE

**3D CONCEPTS****9 Hours**

Three Dimensional Object Representation – Polygons, Curved Lines, Splines, Quadric Surfaces  
- 3D affine transformations - Parallel and perspective projections – Visualization of data sets –  
Viewing – Visible Surface Identification - Color Models- Case study

**MULTIMEDIA BASICS AND 3D MODELLING****9 Hours**

Introduction and Definitions – Applications – Elements – Animations – Definition of Modelling  
-Surface Modelling- Object cloning-Object Editing-3D Procedural Modelling- Modelling with  
Polygons-Building Simple scenes-Building complex scenes- Modelling with NURBS

**MULTIMEDIA APPLICATION DESIGN****9 Hours**

Types of Multimedia systems - Virtual Reality Design - Components of Multimedia system -  
Distributed Application Design Issues - Multimedia Authoring and User Interface -  
Hypermedia Messaging - Distributed Multimedia Systems

<b>Theory: 45</b>	<b>Tutorial: 0</b>	<b>Practical: 0</b>	<b>Project: 0</b>	<b>Total: 45Hours</b>
-------------------	--------------------	---------------------	-------------------	-----------------------

**REFERENCES**

1. Donald Hearn, M. Pauline Baker, “Computer Graphics”, Prentice Hall, 1998
2. Donald Hearn, M. Pauline Baker, “Computer Graphics(C version)” Second edition , Prentice Hall ,2002
3. Donald Hearn, M. Pauline Baker and Warren Carithers, “Computer Graphics with OpenGL”, Fourth edition, Prentice Hall, 2010.
4. Ze-Nian Li and Mark S. Drew, “Fundamentals of Multimedia”, First Edition, Pearson Education, 2004.
5. PrabhatK.Andleigh, KiranThakrar ,”Multimedia Systems Design”, PHI, 2013.
6. Ralf Steinmetz and Klara, “Multimedia Computing, Communications and Applications”, Pearson Education, 2012.
7. F.S. Hill, “Computer Graphics using OpenGL”, Third Edition, Pearson Education, 2006.

**Tools:**

<https://en.wikibooks.org/wiki/GIMP>

<https://docs.gimp.org/2.8/en/gimp-tools.html>

<https://www-uxsup.csx.cam.ac.uk/pub/doc/suse/suse9.0/userguide-9.0/ch23s02.html>

[https://en.wikipedia.org/wiki/Hypermedia#Development\\_tools](https://en.wikipedia.org/wiki/Hypermedia#Development_tools)

**Other References:**

1. <http://ocw.mit.edu/courses/electrical-engineering-and-computerscience/6-837-computer-graphics-fall-2003/>
2. <https://nptel.ac.in/courses/106106090/>



**Signature of BOS Chairman-CSE**

**U18CSE0010****INFORMATION SECURITY**

L	T	P	J	C
3	0	0	0	3

**COURSE OUTCOMES**

AFTER SUCCESSFUL COMPLETION OF THIS COURSE, THE STUDENTS SHOULD BE ABLE TO

- CO1:** Select the appropriate security techniques to prevent and detect security breaches (K3)  
**CO2:** Analyze the threats, attacks and understand legal professional and ethical issues (K4)  
**CO3:** Utilize the Big data security analytics tools to detect security breaches (K3,S2)  
**CO4:** Select the appropriate security technology for risk control (K5)  
**CO5:** Choose the appropriate operational security technologies to prevent security breach (K5)

**Pre-requisite: Nil**

CO/PO MAPPING (S/M/W indicates strength of correlation) S-Strong, M-Medium, W-Weak													CO/PSO Mapping		
COs	PROGRAMME OUTCOMES (POs)												PSOs		
	PO1	PO2	PO3	PO4	PO5	PO6	PO7	PO8	PO9	PO10	PO11	PO12	PSO1	PSO2	PSO3
<b>CO1</b>	S	M		M								M	M		
<b>CO2</b>	S		M			M				M		M			
<b>CO3</b>	S	M								M		M		M	M
<b>CO4</b>	M	S										M			
<b>CO5</b>	M	S	S		S	M						M	M		

**COURSE ASSESSMENT METHODS**


<b>DIRECT</b>
1. Continuous Assessment Test I, II 2. Assignment, Project 3. End Semester Examination
<b>INDIRECT</b>
1. Course-end survey

**THEORY COMPONENT CONTENTS****SECURITY REQUIREMENTS AND SECURE SDLC****9 Hours**

History - What is Information Security? - CIA requirements- security model - Components of an information system - Securing the components - Balancing security and access - The SDLC - Security in SDLC.

**THREATS, ATTACKS AND ISSUES****9 Hours**

Need for security - Business needs - Threats – Attacks – Legal - Ethical and professional issues.



**Signature of BOS Chairman-CSE**

**RISK MANAGEMENT BASED SECURITY****9 Hours**

Planning for Security, Risk management: Identifying and assessing risk - Assessing and controlling risk.

**SECURITY TECHNOLOGIES****9 Hours**

Security Technology: Access Control, Firewalls, and VPNs, Intrusion Detection and Prevention Systems, Honeypots, Honeynets and Padded Cell Systems, Scanning and Analysis Tools, Introduction to Big Data Security Analytics and Security Breaches

**PHYSICAL, PERSONNEL AND OPERATIONAL SECURITY****9 Hours**

Physical Security: Physical Access Controls, Fire Security and Safety, Failure of Supporting Utilities and and Structural Collapse, Interception of Data, Securing Mobile and Portable Systems, Special Considerations, - Security and personnel – Information Security Maintenance-Real time case studies.

<b>Theory: 45</b>	<b>Tutorial: 0</b>	<b>Practical: 0</b>	<b>Project: 0</b>	<b>Total: 45 Hours</b>
-------------------	--------------------	---------------------	-------------------	------------------------

**REFERENCES**

1. Michael E Whitman and Herbert J Mattord, “Principles of Information Security”, Sixth Edition, Cengage Learning, 2017.
2. Micki Krause, Harold F. Tipton, “Handbook of Information Security Management”, Vol 1-3 CRC Press LLC, 2004.
3. Stuart McClure, et al., “Hacking Exposed”, Tata McGraw- Hill, Sixth edition 2009.
4. Matt Bishop, “Computer Security Art and Science”, Pearson/PHI, 2002.

**E BOOKS AND ONLINE LEARNING MATERIALS**

1. <https://www.lovelymytool.com/files/vulnerabilities-threats-and-attacks-chapter-one-7.pdf>
2. [https://www.nisc.go.jp/security-site/campaign/files/aj-sec/handbook-all\\_eng.pdf](https://www.nisc.go.jp/security-site/campaign/files/aj-sec/handbook-all_eng.pdf)



**Signature of BOS Chairman-CSE**

**COURSE OUTCOMES**

AFTER SUCCESSFUL COMPLETION OF THIS COURSE, THE STUDENTS SHOULD BE ABLE TO

CO1:	Design and manage the correct data model based on business requirements.
CO2:	Define business logic and configure application security.
CO3:	Visualize the process automation declaratively.
CO4:	Define and Design an appropriate deployment plan.
CO5:	Develop customized applications using Lightning Components.

**Pre-requisites :** U18CSI3204/Database Management Systems

CO/PO MAPPING (S/M/W indicates strength of correlation) S-Strong, M-Medium, W-Weak													CO/PSO MAPPING		
COs	PROGRAMME OUTCOMES (POs)												PSOs		
	PO1	PO2	PO3	PO4	PO5	PO6	PO7	PO8	PO9	PO10	PO11	PO12	PSO1	PSO2	PSO3
CO1	M		M											M	
CO2		M	M												
CO3					S										
CO4			M		S									M	
CO5			M		M								M		

**COURSE ASSESSMENT METHODS**

<b>DIRECT</b>
1. Online Assessment 2. Quiz
<b>INDIRECT</b>
1. Course-end survey

**THEORY COMPONENT CONTENTS****INTRODUCTION TO DATA MODEL****6+3****Hours**

Introduction to Salesforce- Salesforce Architecture-Declarative vs. Programmatic Customizations - Salesforce CRM-Data Modeling-Custom and Standard Objects- Object Relationships- Data Management-Determining an Appropriate Data Model - Building Data Model



Signature of BOS Chairman-CSE



## **BUSINESS LOGIC AND APPLICATION SECURITY**

**6+3 Hours**

Constructing business logic – Salesforce Social Features-Lightning Vs Classic UI- - UI Design Best Practices.-Customization Options- Custom Buttons, Links, and Actions- List Views- Record Types- - Constructing business logic - Formula Fields - Roll-up Summary Fields - Validation Rules - Restricting and Extending Object, Record, and Field Access

## **AUTOMATING BUSINESS PROCESSES**

**6+3Hours**

Business Value of Process Builder-Workflow Vs Process Builder-Converting Workflow into Process Best Practices-Lightning Process Builder- Workflows and Approvals- Automating Business Processes- Custom Lightning Components

## **DEPLOYING YOUR APP**

**6+3Hours**

Application Lifecycle Management-Change Management Process- Sandboxes-Application Lifecycle Models- Change Sets - Unmanaged and Managed Packages - Determining an Appropriate Deployment Plan

## **DESIGNING ADVANCED USER INTERFACE COMPONENTS**

**6+3 Hours**

Declarative Customizations- Limits of Declarative tools - Creating Reports – Report Types – Dashboards – Declarative Options for Incorporating Lightning Components – AppExchange Apps

<b>Theory: 30</b>	<b>Tutorial: 0</b>	<b>Practical: 0</b>	<b>Project: 15</b>	<b>Total: 60 Hours</b>
<b>Completion of Project : 15 Hours</b>				

## **REFERENCES**

1. <https://www.edureka.co/blog/what-is-salesforce/>
2. <https://www.j2interactive.com/blog/brief-history-salesforce/>
3. <https://www.salesforce.com/blog/2017/08/salesforce-forbes-most-innovative-2017.html>
4. <https://trailhead.salesforce.com/en/academy/classes/dex402-build-platform-apps-using-declarative-development-in-lightning-experience/>
5. <https://trailhead.salesforce.com/en/users/strailhead/trailmixes/prepare-for-your-salesforce-platform-app-builder-credential>
6. <https://trailhead.salesforce.com/en/users/dnadimi/trailmixes/dex-402-kick-off>
7. <https://trailhead.salesforce.com/content/learn/trails/platform-app-builder-certification-prep>
8. [https://trailhead.salesforce.com/modules/data\\_security](https://trailhead.salesforce.com/modules/data_security)
9. [https://trailhead.salesforce.com/modules/reports\\_dashboards](https://trailhead.salesforce.com/modules/reports_dashboards)
10. [https://trailhead.salesforce.com/modules/lex\\_customization](https://trailhead.salesforce.com/modules/lex_customization)



**Signature of BOS Chairman-CSE**

**U18CSE0013      PROFESSIONAL READINESS FOR  
INNOVATION, EMPLOYABILITY AND ENTREPRENEURSHIP**

<b>L</b>	<b>T</b>	<b>P</b>	<b>J</b>	<b>C</b>
<b>0</b>	<b>0</b>	<b>6</b>	<b>0</b>	<b>3</b>

**COURSE OUTCOMES**

**AFTER SUCCESSFUL COMPLETION OF THIS COURSE, THE STUDENTS SHOULD BE ABLE TO**

<b>CO1:</b>	Upskill in emerging technologies and apply to real industry-level use cases.	K3, S2
<b>CO2:</b>	Understand agile development process.	K2
<b>CO3:</b>	Develop career readiness competencies, Team Skills / Leadership qualities	K2
<b>CO4:</b>	Develop Time management, Project management skills and Communication Skills.	K2
<b>CO5:</b>	Use Critical Thinking for Innovative Problem Solving	K4, S2
<b>CO6:</b>	Develop entrepreneurship skills to independently work on products.	K2

**Pre-requisites :Nil**

<b>CO/PO MAPPING</b> (S/M/W indicates strength of correlation)      S-Strong, M-Medium, W-Weak													<b>CO/PSO Mapping</b>		
<b>COs</b>	<b>PROGRAMME OUTCOMES (POs)</b>												<b>PSOs</b>		
	<b>PO1</b>	<b>PO2</b>	<b>PO3</b>	<b>PO4</b>	<b>PO5</b>	<b>PO6</b>	<b>PO7</b>	<b>PO8</b>	<b>PO9</b>	<b>PO10</b>	<b>PO11</b>	<b>PO12</b>	<b>PSO1</b>	<b>PSO2</b>	<b>PSO3</b>
<b>CO1</b>	S	M	S	S	S				M			M	S		
<b>CO2</b>	S		M										M		
<b>CO3</b>									S			M			
<b>CO4</b>									M	S	S	S			
<b>CO5</b>	M	M	S	S									S		
<b>CO6</b>			M			S	M	M	S				M		

**COURSE ASSESSMENT METHODS**

<b>DIRECT</b>
Continuous Project Based Assessment
<b>INDIRECT</b>
Course-end survey

  
**Signature of BOS Chairman-CSE**

**TABLE 1: ACTIVITIES**

Activity Name	Activity Description	Time (weeks)
Choosing a Project	Selecting a project from the list of projects categorized various technologies & business domains	2
Team Formation	Students shall form a team of 4 Members before enrolling to a project. Team members shall distribute the project activities among themselves.	1
Hands on Training	Students will be provided with hands-on training on selected technology in which they are going to develop the project.	2
Project Development	Project shall be developed in agile mode. The status of the project shall be updated to the mentors via appropriate platform	6
Code submission, Project Doc and Demo	Project deliverables must include the working code, project document and demonstration video. All the project deliverables are to be uploaded to cloud-based repository such as GitHub.	3
Mentor Review and Approval	Mentor will be reviewing the project deliverables as per the milestone schedule and the feedback will be provided to the team.	1
Evaluation and scoring	Evaluators will be assigned to the team to evaluate the project deliverables, and the scoring will be provided based on the evaluation metrics	1
<b>TOTAL</b>		<b>16 WEEKS</b>

Essentially, it involves 15 weeks of learning and doing, and one week for evaluation. The evaluation will be carried out to assess technical and soft skills as given in Table 2.

**TABLE 2: EVALUATION  
SCHEMA**

PROFESSIONAL READINESS FOR INNOVATION, EMPLOYABILITY AND ENTREPRENEURSHIP			
Technical Skills		Soft Skills	
Criteria	Weightage	Criteria	Weightage
Project Design using Design Thinking	10	Teamwork	5
Innovation & Problem Solving	10	Time Management	10
Requirements Analysis using Critical Thinking	10	Attendance and Punctuality	5



**Signature of BOS Chairman-CSE**

Project Planning using Agile Methodologies	5	Project Documentation	5
Technology Stack (APIs, tools, Platforms)	5	Project Demonstration	5
Coding & Solutioning	15		
User Acceptance Testing	5		
Performance of Product / Application	5		
Technical Training & Assignments	5		
<b>Total</b>	<b>70</b>	<b>Total</b>	<b>30</b>
<b>Total Weightage</b>			<b>100</b>
<b>Passing Requirement</b>			<b>50</b>
Continuous Assessment Only			

<b>Theory: 0</b>	<b>Tutorial: 0</b>	<b>Practical: 100</b>	<b>Project: 0</b>	<b>Total: 100 Hours</b>
------------------	--------------------	-----------------------	-------------------	-------------------------



**Signature of BOS Chairman-CSE**

**COURSE OBJECTIVES:**

- To introduce students to technology-driven entrepreneurship
- To develop skills in problem identification, ideation, and startup thinking
- To understand business models, product development, and legal aspects

**COURSE OUTCOMES:**

**After Successful completion of this course, the students will be able to:**

- CO1:** Apply the concepts of technology entrepreneurship and entrepreneurial mindset to identify real-world problems and recognize startup opportunities influenced by emerging technology trends. [K3]
- CO2:** Analyze design thinking principles and ideation techniques to generate feasible user-centric solutions using structured creativity tools. [K4]
- CO3:** Evaluate Minimum Viable Product development approaches and prototyping methods to assess the technical and market feasibility of proposed software product ideas. [K5]
- CO4:** Analyze technical business model components and revenue strategies to interpret market positioning and competitive advantage for tech-based startups.[K4]

**Pre-requisites:** Nil

CO/PO Mapping												
(S/M/W indicates strength of correlation) S-Strong, M-Medium, W-Weak												
COs	Programme Outcomes(POs)											
	PO1	PO2	PO3	PO4	PO5	PO6	PO7	PO8	PO9	PO10	PO11	PO12
CO1		S										
CO2		S	S									
CO3		M	S		S							
CO4			M		M					S	S	
CO5					M					S	S	

**COURSE ASSESSMENT METHODS:**

<b>DIRECT</b>
1. Continuous Assessment Test I, II (Theory component)
2. Open Book Test, Assignment
3. End Semester Examination
<b>INDIRECT</b>
1. Course-end survey

**THEORY COMPONENT:****INTRODUCTION TO TECHNOLOGY ENTREPRENEURSHIP****12 Hours**

Entrepreneurial mindset for engineers - Types of entrepreneurs and startups (tech startups, platform startups, AI startups) - Case studies: Google, Flipkart, Zoho, Paytm - Problem identification & opportunity recognition - Technology trends influencing entrepreneurship (AI, IoT, AR/VR, Cybersecurity).



Signature of BOS Chairman-CSE

**IDEATION AND DESIGN THINKING****12 Hours**

Design Thinking principles - Empathy maps, user persona creation - Problem statements & customer journey - Brainstorming & idea selection techniques - Value proposition canvas.

**MINIMUM VIABLE PRODUCT AND SOFTWARE PRODUCT DEVELOPMENT 12 Hours**

Concept of Minimum Viable Product (MVP) - Rapid prototyping tools - Web/mobile app basics for MVP - Feasibility analysis (technical + market) - Basics of Agile methodology.

**TECHNICAL BUSINESS MODELS****12 Hours**

Business Model Canvas - Revenue models in technology (SaaS, subscription, freemium, marketplace) - Market segmentation - Go-to-market strategy - Competitor analysis.

**STARTUP FINANCE, LEGAL & IP****12 Hours**

Sources of finance (angel, VC, incubation) - Term sheet basics - Costing & pricing - IP for engineering students: patents, copyrights - Company registration basics (LLP, Pvt Ltd) - Cyber laws affecting startups.

<b>Theory: 15</b>	<b>Tutorial: 0</b>	<b>Practical: 60</b>	<b>Project: 0</b>	<b>Total: 75 Hours</b>
-------------------	--------------------	----------------------	-------------------	------------------------

**REFERENCES:**

1. Angela Duckworth, "Grit: The Power of Passion and Perseverance", Scribner, 2016.
2. Carol S. Dweck, "Mindset: The New Psychology of Success", Ballantine Books, 2006.
3. Rod Judkins, "The Art of Creative Thinking", Sceptre, 2015.
4. Edward de Bono, "Lateral Thinking", Penguin, 2017.

**ONLINE COURSES:**

1. [Startup Entrepreneurship | Coursera](#)
2. [Essentials of Entrepreneurship: Thinking & Action | Coursera](#)
3. [Innovation: From Creativity to Entrepreneurship | Coursera](#)



**Signature of BOS Chairman-CSE**

L	T	P	J	C
0	0	0	6	3

**COURSE OBJECTIVES:**

- To enable students to build a real, functioning technology prototype.
- To apply startup concepts in a real-world project.
- To prepare pitch presentations and technical documentation.
- To evaluate the feasibility of launching a student startup.

**COURSE OUTCOMES:**

**After Successful completion of this course, the students will be able to:**

- CO1:** Analyze real-world problems and user requirements to validate problem statements through structured customer interactions and evidence-based reasoning. [[K4].
- CO2:** Create a functional MVP using appropriate technologies to produce a working prototype supported by iterative reviews and technical documentation. [K6].
- CO3:** Analyze business model components and market factors to interpret feasibility, revenue potential, and strategic positioning for the proposed startup idea. [K4]
- CO4:** Evaluate technical, financial, and market insights to justify the viability and scalability of the developed product and business plan. [K5]
- CO5:** Create a professional pitch and demonstration framework to develop and present a convincing startup proposal supported by MVP evidence and business strategy. [K6]

**Pre-requisites: Nil**

CO/PO Mapping (S/M/W indicates strength of correlation) S-Strong, M-Medium, W-Weak												
COs	Programme Outcomes(POs)											
	PO 1	PO 2	PO 3	PO 4	PO 5	PO 6	PO 7	PO 8	PO 9	PO 10	PO 11	PO 12
CO1	S											
CO2	M	S										
CO3	S	M			S						S	
CO4		M			M					S	S	
CO5					M					S	S	

**COURSE ASSESSMENT METHODS:**

<b>DIRECT</b>
1. Mid-Sem Review (Prototype) 2. Business Plan Report 3. Final Demo 4. Viva
<b>INDIRECT</b>
1. Course-end survey



**Signature of BOS Chairman-CSE**

## **PRACTICAL COMPONENT:**

### **PROBLEM DEFINITION AND VALIDATION**

**12 Hours**

Choose a real societal/industrial problem - Conduct customer interviews (minimum 25) - Create - Problem statement - User persona - Validation report.

### **MINIMUM VIABLE PRODUCT DEVELOPMENT**

**12 Hours**

Build a functional prototype using

- Web app / mobile app
- IoT prototype
- AI/ML model
- AR/VR simulation
- Cybersecurity tool, etc.
- Weekly sprint reviews
- Technical documentation

### **BUSINESS MODEL AND STRATEGY**

**12 Hours**

- Business Model Canvas
- Market analysis
- Go-to-market plan
- Revenue model
- Costing estimation
- Basic marketing plan (digital + offline)

### **FINAL PITCH AND DEMO DAY**

**12 Hours**

- MVP Demo
- Complete technical report
- Business plan report
- Pitch deck (10–12 slides)
- Viva-voce

<b>Theory: 0</b>	<b>Tutorial: 0</b>	<b>Practical: 0</b>	<b>Project: 90</b>	<b>Total: 60 Hours</b>
------------------	--------------------	---------------------	--------------------	------------------------



**Signature of BOS Chairman-CSE**



**U18ITE0536 FOUNDATIONS OF RESEARCH AND SCIENTIFIC  
WRITING IN COMPUTING**

L	T	P	J	C
0	0	0	6	3

**COURSE OBJECTIVES**

- To expose students to international collaborative research practices in Computer Science.
- To identify and formulate research problems in alignment with global technology trends.
- To apply computational and analytical methods to solve research problems.
- To enhance skills in academic writing, referencing, and publication ethics.
- To produce a high-quality research paper suitable for submission to an indexed journal or conference.

**COURSE OUTCOMES**

**After Successful completion of this course, the students will be able to:**

- CO1** Identify a contemporary research problem in Computer Science through collaboration with a foreign mentor. (K4)
- CO2** Conduct a structured literature review using recognized digital libraries. (K3)
- CO3** Design appropriate algorithms, models, or experiments. (K3)
- CO4** Analyze experimental results using statistical or AI-based tools. (K4)
- CO5** Prepare a research manuscript as per IEEE/ACM standards for submission. (K4)

**Pre-requisites: Nil**

<b>CO/PO Mapping</b> (S/M/W indicates strength of correlation) S-Strong, M-Medium, W-Weak												
COs	<b>Programme Outcomes(POs)</b>											
	PO1	PO2	PO3	PO4	PO5	PO6	PO7	PO8	PO9	PO10	PO11	PO12
CO1		S		M	M			S				
CO2	S				S			S				
CO3				S	S			M		S		
CO4		S			S			M		S		
CO5				S	S				S	S		S

**COURSE ASSESSMENT METHODS**

<b>FORMATIVE</b>
<ol style="list-style-type: none"> <li>1. Research proposal</li> <li>2. Progress reviews</li> <li>3. Mentor feedback</li> <li>4. Literature review report</li> <li>5. Implementation and analysis</li> </ol>
<b>SUMMATIVE</b>
<ol style="list-style-type: none"> <li>1. Final research paper</li> <li>2. Final presentation</li> <li>3. Submission evidence</li> </ol>



**Signature of BOS Chairman-CSE**

**LITERATURE REVIEW AND PROBLEM DEFINITION****15 Hours**

Conducting a structured literature review using IEEE Xplore, Scopus, and SpringerLink to understand current research developments. Identifying research gaps through comparative analysis of existing studies and formulating clear problem objectives based on identified gaps.

**Project Component:** Literature review summary (3–5 pages) with citation tools.

**Tools:** Mendeley, Zotero, Overleaf.

**RESEARCH DESIGN AND METHODOLOGY****15 Hours**

Selecting suitable algorithms, datasets, or simulation models relevant to the chosen research problem. Defining the methodology, expected outcomes, and evaluation metrics. Preparing an execution roadmap with timelines and dependencies.

**Project Component:** Submission of a methodology report and an associated Gantt chart.

**Tools:** GitHub, Google Sheets, Trello.

**IMPLEMENTATION AND EXPERIMENTATION****20 Hours**

Implementation of the proposed system, model, or algorithm in accordance with the designed methodology. Carrying out experimentation in iterative cycles with periodic mentor review. Maintaining all versions of the code and documentation through version control platforms.

**Project Component:** Working prototype or model implementation with version-controlled experiment logs.

**Tools:** Python, R, MATLAB, TensorFlow, GitHub.

**DATA ANALYSIS AND VALIDATION****15 Hours**

Performing detailed statistical or computational analysis on the experimental outcomes. Validating the model using appropriate comparison benchmarks and generating visual representations of performance metrics. Interpreting results for accuracy, efficiency, and relevance.

**Project Component:** Data analysis report accompanied by visual charts and comparison graphs.

**Tools:** Matplotlib, Seaborn, Tableau, Power BI.

**PAPER WRITING AND FORMATTING****15 Hours**

Structuring the research paper according to IEEE/ACM format, including drafting the Abstract, Introduction, Methodology, Results, and Conclusion sections. Reviewing citation style, grammar, coherence, and technical accuracy. Ensuring originality through plagiarism checking with accepted threshold (<10%).

**Project Component:** Complete draft research manuscript and plagiarism compliance report.

**Tools:** Overleaf, Grammarly, Turnitin, Urkund.

**PEER REVIEW AND SUBMISSION****10 Hours**

Undergoing an internal peer review and incorporating feedback for strengthening the manuscript. Coordinating with the research mentor for final revisions and preparing the paper for official submission. Uploading the manuscript to an indexed journal or conference portal and preparing a brief presentation on the submitted work.

**Project Component:** Submission proof (screenshot/acknowledgment) and final presentation.

**Tools:** IEEE Manuscript Submission Portal, EasyChair, journal/conference submission systems.

<b>Theory: 0</b>	<b>Tutorial: 0</b>	<b>Practical: 0</b>	<b>Project: 90</b>	<b>Total: 90 Hours</b>
------------------	--------------------	---------------------	--------------------	------------------------



Signature of BOS Chairman-CSE

---

## REFERENCES

1. Wayne C. Booth et al., The Craft of Research, University of Chicago Press.
2. Robert A. Day & Barbara Gastel, How to Write and Publish a Scientific Paper, Cambridge University Press.
3. Justin Zobel, Writing for Computer Science, Springer.
4. IEEE Author Digital Tools Kit – IEEE Publishing Guidelines.
5. Elsevier Research Academy – Publication Ethics and Integrity Modules.



**Signature of BOS Chairman-CSE**

L	T	P	J	C
0	0	6	0	3

**COURSE OBJECTIVES:**

- Build basic programming skills by using fundamental data types, writing structured logic, and creating small modular programs.
- Understand and apply object-oriented concepts by designing reusable classes, using inheritance, and implementing simple interfaces.
- Learn essential data handling methods including searching, sorting, and working with common data structures.
- Develop algorithmic thinking by solving problems using step-by-step logic, recursion, and basic optimization strategies.
- Create simple applications that combine programming, object-oriented design, data processing, and algorithms to solve real-world tasks.

**COURSE OUTCOMES:**

**After Successful completion of this course, the students will be able to:**

- CO1:** Apply fundamental programming concepts to process structured data, use basic memory operations, and build modular programs. [K3]
- CO2:** Develop object-oriented solutions using classes, objects, abstraction, inheritance, and polymorphism for real-world problems. [K3]
- CO3:** Implement searching, sorting, and traversal techniques on linear and hierarchical data structures and analyze their efficiency. [K3]
- CO4:** Analyze algorithmic strategies, including recursion and optimization methods, to solve multi-step computational problems. [K4]
- CO5:** Apply programming, object-oriented design, data handling, and algorithms to develop functional applications that manipulate and analyze data effectively. [K3]

**Pre-requisites: Nil**

CO/PO Mapping												
(S/M/W indicates strength of correlation) S-Strong, M-Medium, W-Weak												
COs	Programme Outcomes (POs)											
	PO 1	PO 2	PO 3	PO 4	PO 5	PO 6	PO 7	PO 8	PO 9	PO 10	PO 11	PO 12
CO1	S	M						M		M		
CO2	S	M		S				M		M		
CO3	S		S			M				M		
CO4	S				S					M		
CO5	S	M						M		M		

**COURSE ASSESSMENT METHODS:**

<b>DIRECT</b>
1. Lab Assignments, 2. Demo presentations, 3. Quiz/peer review(optional)
<b>INDIRECT</b>
1. Course-end survey



Signature of BOS Chairman-CSE

## **PRACTICAL COMPONENTS:**

### **PROGRAMMING FOUNDATIONS**

**18 Hours**

- Work with fundamental data representations and perform structured data processing.
- Implement multi-level storage structures and apply basic memory interaction concepts.
- Manipulate character sequences and tabular data for real-world computation tasks.
- Use foundational user-defined data grouping techniques to create simple models.

#### **Lab tasks:**

- Build small programs demonstrating structured logic and modular design.
- Implement tabular and text-based data operations.
- Create programs that incorporate grouped data structures for simple applications.

### **OBJECT-CENTRIC DESIGN BASICS**

**18 Hours**

- Construct reusable program units with controlled access and lifecycle management.
- Understand and apply abstraction for modular program development.
- Design simple interface-driven components.

#### **Lab tasks:**

- Design object-based modules for real-world problems.
- Implement multi-level behavior refinement and interface-driven components.
- Implement basic interface-driven components.

### **ADVANCED OBJECT-CENTRIC DESIGN & IMPLEMENTATION**

**18 Hours**

- Implement hierarchical and polymorphic behaviors to build flexible systems.
- Apply interface-driven design for scalable solutions.
- Use dynamic containers and basic generic utilities.

#### **Lab tasks:**

- Implement multi-level behavior refinement.
- Develop applications using dynamic containers and generic utilities.

### **DATA HANDLING, SEARCHING & ORDERING TECHNIQUES**

**18 Hours**

- Analyze program efficiency using basic performance measurement principles.
- Apply systematic techniques to locate information in datasets.
- Implement standard methods to arrange datasets in meaningful order.
- Perform key operations on linear and hierarchical data representations.

#### **Lab tasks:**

- Build utilities for data lookup, ordering, and transformation.
- Create modules that support dynamic data updates and structural operations.
- Develop traversal and exploration routines for interconnected datasets.

### **ALGORITHMIC THINKING & OPTIMIZATION STRATEGIES**

**18 Hours**

- Apply strategic decision-making techniques to select optimal solutions.
- Use encoding and compression-style methods to reduce representation size.



**Signature of BOS Chairman-CSE**

- Implement resource-aware strategies for maximizing efficiency under constraints.
- Develop solutions for multi-step logical, spatial, and recursive problem scenarios.

**Lab tasks:**

- Solve optimization-based problems using strategic algorithmic constructs.
- Implement recursive and pattern-generation solutions for complex challenges.
- Design structured datasets and perform advanced retrieval and transformation operations.

**Theory: 0      Tutorial: 0      Practical: 90      Project: 0      Total: 90 Hours**

**REFERENCES:**

1. Thomas H. Cormen, Charles E. Leiserson, Ronald L. Rivest & Clifford Stein, *Introduction to Algorithms*, 4th Edition, MIT Press, 2022.
2. Mark Allen Weiss, *Data Structures & Algorithm Analysis in C++*, 4th Edition, Pearson, 2014.

**ONLINE COURSES:**

1. <https://www.coursera.org/specializations/codio-cpp-dsa>
2. <https://www.udemy.com/course/data-structures-algorithms-using-c-zero-to-mastery/?couponCode=MT251110G2>
3. <https://www.codecademy.com/learn/learn-c-plus-plus>



**Signature of BOS Chairman-CSE**

L	T	P	J	C
3	0	0	0	3

**COURSE OBJECTIVES:**

- Understand the basic ideas of quantum computing and how it differs from classical computing.
- Learn how qubits, quantum gates, and simple quantum circuits work.
- Explore basic quantum algorithms and key concepts like entanglement and teleportation.
- Practice building and running quantum circuits using Qiskit and simulators.
- Identify important applications and future trends of quantum computing in various fields.

**COURSE OUTCOMES:**

**After Successful completion of this course, the students will be able to:**

- CO1:** Identify the fundamental concepts of quantum computing and the distinctions between classical and quantum models. [K2]
- CO2:** Understand qubit representation, superposition, and the operation of different quantum gates using simple circuit examples. [K2]
- CO3:** Apply the principles of entanglement, Bell states, and basic quantum algorithm structures to interpret their underlying logic. [K3]
- CO4:** Apply conceptual quantum circuit construction steps, measurement processes, and the impact of noise and decoherence in simulators. [K3]
- CO5:** Analyze the applications, challenges, and emerging trends in quantum technologies, including quantum cryptography, QML, and national/global initiatives. [K4]

**Pre-requisites:** Nil

CO/PO Mapping (S/M/W indicates strength of correlation) S-Strong, M-Medium, W-Weak												
COs	Programme Outcomes (POs)											
	PO 1	PO 2	PO 3	PO 4	PO 5	PO 6	PO 7	PO 8	PO 9	PO 10	PO 11	PO 12
CO1	M					M	M					
CO2	S	M			M						M	
CO3	S	M			M						M	
CO4	M	M		M								
CO5	M					M	M					

**COURSE ASSESSMENT METHODS:**

DIRECT	
1. Continuous Assessment Test I, II (Theory component) 2. Open Book Test, Cooperative Learning Report, Assignment, Group Presentation. 3. End Semester Examination (Theory components)	
INDIRECT	
1. Course-end survey	



Signature of BOS Chairman-CSE

## **THEORY COMPONENTS**

### **INTRODUCTION TO QUANTUM COMPUTING**

**9 Hours**

Classical vs Quantum Computing - Need for Quantum Computing - Bits vs Qubits: Basic idea - Key phenomena: Superposition, Entanglement, Measurement - Quantum advantage: Simple examples - Applications overview: AI, Medicine, Cryptography, Finance, Optimization - Introduction to global quantum technologies

### **QUBITS, SUPERPOSITION & QUANTUM GATES**

**9 Hours**

Qubit representation - Bloch sphere - Quantum state probability & measurement - Quantum Gates: Pauli gates (X, Y, Z) - Hadamard (H) gate - Phase gates (S, T) - Controlled gates (CNOT) - Building and interpreting quantum circuits - Reversible computing concepts

### **ENTANGLEMENT & BASIC QUANTUM ALGORITHMS**

**9 Hours**

Concept of Entanglement - Bell states- No-cloning theorem - Quantum Teleportation - Algorithms - Deutsch–Jozsa - Grover’s Search - Shor’s Factoring Algorithm - Quantum Fourier Transform (QFT) basics - Introduction to NISQ Algorithms: Variational Quantum Eigensolver - Quantum Approximate Optimization Algorithm.

### **QUANTUM PROGRAMMING USING QISKIT**

**9 Hours**

Introduction to Quantum Simulators - Creating and visualizing qubits - Single-qubit circuits - Entanglement circuits using CNOT - Measurements and probability outputs - Running simple circuits on cloud hardware - Basics of noise and decoherence

### **APPLICATIONS, TRENDS AND FUTURE DIRECTIONS**

**9 Hours**

Quantum Cryptography - Quantum Machine Learning introduction - Quantum Optimization Use-cases -

Quantum chemistry simulations - Quantum-safe cryptography - Limitations of present quantum hardware- India’s Quantum Mission (NQM) overview - Global quantum trends and future roadmap

**Theory: 45**

**Tutorial: 0**

**Practical: 0**

**Project: 0**

**Total: 45 Hours**

### **REFERENCES:**

1. Chris Bernhardt, Quantum Computing for Everyone, MIT Press.
2. Qiskit Textbook (IBM), Free Online Resource.
3. Eleanor Rieffel & Wolfgang Polak, Quantum Computing: A Gentle Introduction.
4. Michael A. Nielsen & Isaac L. Chuang, Quantum Computation and Quantum Information.
5. Jack D. Hidary, Quantum Computing: An Applied Approach.
6. IBM Quantum Experience online documentation.



**Signature of BOS Chairman-CSE**



**ONLINE COURSES:**

1. <https://www.coursera.org/programs/coursera-for-campus-faculty-ovg1y/professional-certificates/ibm-rag-and-agentic-ai>
2. <https://www.coursera.org/programs/coursera-for-campus-faculty-ovg1y/specializations/ai-agents-python>



**Signature of BOS Chairman-CSE**

## **Mandatory Courses (MC)**



**Signature of BOS Chairman-CSE**

## U18TLR1001- HERITAGE OF TAMILS

L	T	P	J	C
1	0	0	0	1

### Course Outcomes

After successful completion of this course, the students should be able to

CO1: Enhance the fundamental knowledge of tamil language and literature

CO2: Understand the heritage ,rock art paintings to modern art sculpture

CO3: Acquire essential knowledge in the folk and martial arts

CO4: Understand the importance of role thinai concept of tamils.

CO5: Gain the knowledge of contribution by tamils to indian national movement and indian culture

### UNIT I LANGUAGE AND LITERATURE

Language Families in India - Dravidian Languages – Tamil as a Classical Language - Classical Literature in Tamil – Secular Nature of Sangam Literature – Distributive Justice in Sangam Literature - Management Principles in Thirukural - Tamil Epics and Impact of Buddhism & Jainism in Tamil Land - Bakthi Literature Azhwars and Nayanmars - Forms of minor Poetry - Development of Modern literature in Tamil - Contribution of Bharathiyar and Bharathidhasan.

### UNIT II HERITAGE - ROCK ART PAINTINGS TO MODERN ART – SCULPTURE

Hero stone to modern sculpture - Bronze icons - Tribes and their handicrafts - Art of temple car making - - Massive Terracotta sculptures, Village deities, Thiruvalluvar Statue at Kanyakumari, Making of musical instruments - Mridhangam, Parai, Veenai, Yath and Nadhaswaram - Role of Temples in Social and Economic Life of Tamils.

### UNIT III FOLK AND MARTIAL ARTS

Therukoothu, Karagattam, Villu Pattu, Kaniyan Koothu, Oyillattam, Leather puppetry, Silambattam, Valari, Tiger dance - Sports and Games of Tamils.

### UNIT IV THINAI CONCEPT OF TAMILS

Flora and Fauna of Tamils & Aham and Puram Concept from Tholkappiyam and Sangam Literature - Aram Concept of Tamils - Education and Literacy during Sangam Age - Ancient Cities and Ports of Sangam Age - Export and Import during Sangam Age - Overseas Conquest of Cholas.

### UNIT V CONTRIBUTION OF TAMILS TO INDIAN NATIONAL MOVEMENT AND INDIAN CULTURE

Contribution of Tamils to Indian Freedom Struggle - The Cultural Influence of Tamils over the other parts of India – Self-Respect Movement - Role of Siddha Medicine in Indigenous Systems of Medicine – Inscriptions & Manuscripts – Print History of Tamil Books.

**TOTAL : 15 PERIODS**

### TEXT-CUM-REFERENCE BOOKS

1. Social Life of Tamils (Dr.K.K.Pillay) A joint publication of TNTB & ESC and RMRL – (in print)
2. Social Life of the Tamils - The Classical Period (Dr.S.Singaravelu) (Published by: International Institute of Tamil Studies).
3. Historical Heritage of the Tamils (Dr.S.V.Subatamanian, Dr.K.D. Thirunavukkarasu) (Published by: International Institute of Tamil Studies).



Signature of BOS Chairman-CSE

4. The Contributions of the Tamils to Indian Culture (Dr.M.Valarmathi) (Published by: International Institute of Tamil Studies.)
5. Keeladi - 'Sangam City Civilization on the banks of river Vaigai' (Jointly Published by: Department of Archaeology & Tamil Nadu Text Book and Educational Services Corporation, Tamil Nadu)
6. Studies in the History of India with Special Reference to Tamil Nadu (Dr.K.K.Pillay) (Publishedby: The Author)
7. Porunai Civilization (Jointly Published by: Department of Archaeology & Tamil Nadu Text Bookand Educational Services Corporation, Tamil Nadu)
8. Journey of Civilization Indus to Vaigai (R.Balakrishnan) (Published by: RMRL) – Reference Book



**Signature of BOS Chairman-CSE**

L	T	P	J	C
1	0	0	0	1

## U18TLR2001 - TAMILS AND TECHNOLOGY

### Course Outcomes

After successful completion of this course, the students should be able to

CO1: Enhance the fundamental knowledge of weaving and ceramic Technology

CO2: Understand the heritage ,rock art paintings to modern art sculpture

CO3: Acquire essential knowledge in the folk and martial arts

CO4: Understand the importance of role thinai concept of tamils.

CO5: Gain the knowledge of contribution by tamils to indian national movement and indian culture

### Assessment methods Direct

1.Continuous Assessment Test I, II

2.Two Assignments

3.End Semester Examination

### UNIT I WEAVING AND CERAMIC TECHNOLOGY

Weaving Industry during Sangam Age – Ceramic technology – Black and Red Ware Potteries (BRW) – Graffiti on Potteries.

### UNIT II DESIGN AND CONSTRUCTION TECHNOLOGY

Designing and Structural construction House & Designs in household materials during Sangam Age - Building materials and Hero stones of Sangam age – Details of Stage Constructions in Silappathikaram - Sculptures and Temples of Mamallapuram - Great Temples of Cholas and other worship places - Temples of Nayaka Period - Type study (Madurai Meenakshi Temple)- Thirumalai Nayakar Mahal - Chetti Nadu Houses, Indo - Saracenic architecture at Madras during British Period.

### UNIT III MANUFACTURING TECHNOLOGY

Art of Ship Building - Metallurgical studies - Iron industry - Iron smelting,steel -Copper and gold-Coins as source of history - Minting of Coins – Beads making-industries Stone beads - Glass beads - Terracotta beads -Shell beads/ bone beats - Archeological evidences - Gem stone types described in Silappathikaram.

### UNIT IV AGRICULTURE AND IRRIGATION TECHNOLOGY

Dam, Tank, ponds, Sluice, Significance of Kumizhi Thoompu of Chola Period, Animal Husbandry - Wells designed for cattle use - Agriculture and Agro Processing - Knowledge of Sea - Fisheries – Pearl - Conche diving - Ancient Knowledge of Ocean - Knowledge Specific Society.

### UNIT V SCIENTIFIC TAMIL & TAMIL COMPUTING

Development of Scientific Tamil - Tamil computing – Digitalization of Tamil Books – Development of Tamil Software – Tamil Virtual Academy – Tamil Digital Library – Online Tamil Dictionaries – Sorkuvai Project.

TOTAL : 15 PERIODS



Signature of BOS Chairman-CSE

### **TEXT-CUM-REFERENCE BOOKS**

1. Social Life of Tamils (Dr.K.K.Pillay) A joint publication of TNTB & ESC and RMRL – (in print)
2. Social Life of the Tamils - The Classical Period (Dr.S.Singaravelu) (Published by: International Institute of Tamil Studies.
3. Historical Heritage of the Tamils (Dr.S.V.Subatamanian, Dr.K.D. Thirunavukkarasu) (Published by: International Institute of Tamil Studies).
4. The Contributions of the Tamils to Indian Culture (Dr.M.Valarmathi) (Published by: International Institute of Tamil Studies.)
5. Keeladi - 'Sangam City Civilization on the banks of river Vaigai' (Jointly Published by: Department of Archaeology & Tamil Nadu Text Book and Educational Services Corporation, Tamil Nadu)
6. Studies in the History of India with Special Reference to Tamil Nadu (Dr.K.K.Pillay) (Published by: The Author)
7. Porunai Civilization (Jointly Published by: Department of Archaeology & Tamil Nadu Text Book and Educational Services Corporation, Tamil Nadu)
12. Journey of Civilization Indus to Vaigai (R.Balakrishnan) (Published by: RMRL) – Reference Book.



**Signature of BOS Chairman-CSE**

**U18CHT4000**

**ENVIRONMENTAL SCIENCE AND  
ENGINEERING**  
(Common to All branches)  
(Mandatory Course)

L	T	P	J	C
3	0	0	0	0

**COURSE OUTCOMES**

**AFTER SUCCESSFUL COMPLETION OF THIS COURSE, THE STUDENTS WOULD BE ABLE TO**

- CO 1: Analyze the impact of engineering solutions in a global and societal context.  
 CO 2: Discuss contemporary issues that results in environmental degradation and would attempt to provide solutions to overcome those problems.  
 CO 3: Highlight the importance of ecosystem and biodiversity.  
 CO 4: Consider issues of environment and sustainable development in his/her personal and professional undertakings.  
 CO 5: Paraphrase the importance of conservation of resources.  
 CO 6: Play an important role in transferring a healthy environment for future generations.

**Pre-requisite : Nil**

<b>CO/PO Mapping</b> (S/M/W indicates strength of correlation) S-Strong, M-Medium, W-Weak												
COs	Programme Outcomes (POs)											
	PO 1	PO 2	PO 3	PO 4	PO 5	PO 6	PO 7	PO 8	PO 9	PO 10	PO 11	PO 12
CO 1		M					S		M			
CO 2						M				M		
CO 3							M					
CO 4						M	S					
CO 5							S					
CO 6			W				S					M

**COURSE ASSESSMENT METHODS**

<b>DIRECT</b>
1. Continuous Assessment Test I, II (Theory component) 2. Assignment 3. Group presentation
<b>INDIRECT</b>
1. Course-end survey

**THEORY COMPONENT CONTENTS**

**INTRODUCTION TO ENVIRONMENTAL STUDIES  
AND NATURAL RESOURCES**

**14 Hours**

Definition, scope and importance – Need for public awareness – Forest resources: Use and over-exploitation, deforestation, case studies – Timber extraction, mining, dams and their effects on forests and tribal people.



**Signature of BOS Chairman-CSE**

Water resources: Use and overutilization of surface and ground water, conflicts over water, dams – benefits and problems – Water conservation, rain water harvesting, watershed management.

Mineral resources: Use and exploitation, environmental effects of extracting and using mineral resources, case studies.

Food resources: World food problems, changes caused by agriculture and overgrazing, effects of modern agriculture, fertilizer-pesticide problems, case studies.

Energy resources: Growing energy needs, renewable and nonrenewable energy sources, use of alternate energy sources, case studies.

Land resources: Land as a resource, land degradation, man induced landslides, soil erosion and desertification, Wasteland reclamation – Role of an individual in conservation of natural resources.

## **ECOSYSTEMS AND BIODIVERSITY**

**9 Hours**

**ECOSYSTEM:** Concept of an ecosystem – Structure and function of an ecosystem: Producers, consumers and decomposers, Food chain, Food web, Energy flow in the ecosystem and Ecological pyramids – Ecological succession – Introduction, types, characteristic features, structure and function of the (a) Forest ecosystem (b) Grassland ecosystem (c) Desert ecosystem (d) Aquatic ecosystems (ponds, streams, lakes, rivers, oceans, estuaries).

**BIODIVERSITY:** Introduction to Biodiversity – Definition: genetic, species and ecosystem diversity – Bio geographical classification of India – Value of biodiversity: consumptive use, productive use, social, ethical, aesthetic values – India as a mega-diversity nation – Hot-spots of biodiversity – Threats to biodiversity: habitat loss, poaching of wildlife, man-wildlife conflicts – Endangered and endemic species of India – Conservation of biodiversity: In-situ and Ex-situ conservation of biodiversity.

## **ENVIRONMENTAL POLLUTION**

**8 Hours**

Definition – Causes, effects and control measures of: (a) Air pollution – Organic and inorganic pollution – cyclone separator, electrostatic precipitator (b) Water pollution (c) Heavy metal pollution (d) Noise pollution (e) Thermal pollution (f) Nuclear hazards – Role of an individual in prevention of pollution – Pollution case studies – Solid waste and hazardous Management: Causes, effects and control measures from factories, small scale and large scale industries – Waste minimization – Disaster management: floods, earthquake, cyclone and landslides.

## **SOCIAL ISSUES AND THE ENVIRONMENT**

**7 Hours**

From Unsustainable to Sustainable development – Urban problems related to energy – Resettlement and rehabilitation of people; its problems and concerns, case studies – Issues and possible solutions – Climate change, global warming, acid rain, ozone layer depletion – Environment Protection Act – Air (Prevention and Control of Pollution) Act – Water (Prevention and control of Pollution) Act – Wildlife Protection Act – Forest Conservation Act – Issues involved in enforcement of environmental legislation – Human Rights.

## **HUMAN POPULATION AND THE ENVIRONMENT**

**7 Hours**

Population growth and explosion – Welfare Program – Environment and human health – Communicable disease – Role of Information Technology in Environment and human health – Case studies.

<b>Theory: 45</b>	<b>Tutorial: 0</b>	<b>Practical: 0</b>	<b>Project: 0</b>	<b>Total: 45 Hours</b>
-------------------	--------------------	---------------------	-------------------	------------------------



**Signature of BOS Chairman-CSE**



## REFERENCES

1. G. Tyler Miller and Scott Spoolman, 'Environmental Science', Fourteenth Edition, Brooks Cole, 2012.
2. Gilbert M. Masters and Wendell P. Ela, 'Introduction to Environmental Engineering and Science', Third Edition, Pearson Education, 2013.
3. Bharucha Erach, 'The Biodiversity of India', Mapin Publishing Pvt. Ltd., Ahmedabad, 2002.
4. Trivedi R.K and P.K.Goel, 'Introduction to Air Pollution', Techno-Science Publications, 2003.
5. Trivedi R.K., 'Handbook of Environmental Laws, Rules, Guidelines, Compliances and Standards', Vol. I and II, Enviro Media, 1996.
6. Cunningham, W.P.Cooper and T.H.Gorhani, 'Environmental Encyclopedia', Jaico Publication House, Mumbai, 2001.
7. Wager K.D., 'Environmental Management', W.B. Saunders Co., Philadelphia, USA, 1998.
8. Colin R. Townsend, Michael Begon and John L. Harper, 'Essentials of Ecology', Third Edition, Blackwell Publishing, 2008.



**Signature of BOS Chairman-CSE**

**U18INT5000****CONSTITUTION OF INDIA**  
(Mandatory course)

L	T	P	J	C
2	0	0	0	0

**COURSE OUTCOMES**

AFTER SUCCESSFUL COMPLETION OF THIS COURSE, THE STUDENTS WILL BE ABLE TO:

**CO 1:** Gain Knowledge about the Constitutional Law of India**CO 2:** Understand the Fundamental Rights and Duties of a citizen**CO 3:** Apply the concept of Federal structure of Indian Government**CO 4:** Analyze the Amendments and Emergency provisions in the Constitution**CO 5:** Develop a holistic approach in their life as a Citizen of India**Pre-requisites : NIL**

<b>CO/PO MAPPING</b>												
(S/M/W indicates strength of correlation) S-Strong, M-Medium, W-Weak												
<b>COs</b>	<b>PROGRAMME OUTCOMES (POs)</b>											
	<b>PO1</b>	<b>PO2</b>	<b>PO3</b>	<b>PO4</b>	<b>PO5</b>	<b>PO6</b>	<b>PO7</b>	<b>PO8</b>	<b>PO9</b>	<b>PO10</b>	<b>PO11</b>	<b>PO12</b>
<b>CO1</b>						M			W			S
<b>CO2</b>						S		S				M
<b>CO3</b>									M	S		W
<b>CO4</b>								W	M			M
<b>CO5</b>						M		M				S
<b>CO6</b>												

**COURSE ASSESSMENT METHODS**

<b>Direct</b>
1. Group Activity / Quiz/ Debate / Case studies 2. Class test / Assignment
<b>Indirect</b>
1. Course End Survey

**THEORY COMPONENT CONTENTS:****Module.1: Introduction to Indian Constitution****4 Hours**

Meaning of the constitution law and constitutionalism - Historical perspective of the Constitution and characteristics of the Constitution of India

**Module.2: Fundamental Rights****8 Hours**

Scheme of the fundamental rights - Right to Equality - Fundamental Right under Article 19 - Scope of the Right to Life and Liberty - Fundamental Duties and its legal status - Directive Principles of State Policy – Its importance and implementation

**Module.3: Federal Structure****8 Hours**

**Signature of BOS Chairman-CSE**

Federal structure and distribution of legislative and financial powers between the Union and the States - Parliamentary Form of Government in India - The constitutional powers and status of the President of India

**Module.4: Amendment to Constitution**

**6 Hours**

Amendment of the Constitutional Powers and Procedure - The historical perspectives of the constitutional amendments in India

**Module.5: Emergency Provisions**

**4 Hours**

National Emergency, President Rule, Financial Emergency Local Self Government – Constitutional Scheme in India

**REFERENCES**

1. Constitution of India - Ministry of Law & Justice – PDF format [awmin.nic.in/coi/coiason29july08.pdf](http://awmin.nic.in/coi/coiason29july08.pdf)
2. Introduction to the Constitution of India by Durgadas Basu
3. The Constitution of India – Google free material - [www.constitution.org/cons/india/const.html](http://www.constitution.org/cons/india/const.html)
4. Parliament of India – PDF format [download.nos.org/srsec317newE/317EL11.pdf](http://download.nos.org/srsec317newE/317EL11.pdf)
5. The Role of the President of India – By Prof.Balkrishna
6. Local Government in India – E Book - Pradeep Sachdeva [https://books.google.com/books/.../Local\\_Government\\_in\\_In...](https://books.google.com/books/.../Local_Government_in_In...)



**Signature of BOS Chairman-CSE**


# OPEN ELECTIVES



Signature of BOS Chairman-CSE

<b>U18MEO0014</b>	<b>SUSTAINABLE INNOVATIONS AND PRACTICES</b>	<b>L</b>	<b>T</b>	<b>P</b>	<b>J</b>	<b>C</b>
		<b>3</b>	<b>0</b>	<b>0</b>	<b>0</b>	<b>3</b>
<b>OE</b>		<b>SDG</b>		<b>3</b>		


**Pre-requisite: Nil**

	<b>Faculty Name:</b>	<b>Mr. M. Sathish</b>
	<b>Designation:</b>	<b>Assistant Professor-II</b>
	<b>Concern/industry/Institution:</b>	<b>KCT</b>
	<b>LinkedIn profile</b>	<b><a href="https://www.linkedin.com/in/sathish-mathiyazhagan-2a63b65b/">https://www.linkedin.com/in/sathish-mathiyazhagan-2a63b65b/</a></b>

<b>Course Objectives:</b>	<b>The purpose of taking this course is to:</b>
1	Gain a deep understanding of sustainability principles.
2	Learn how to design and implement sustainable solutions.
3	Enhance knowledge of sustainable business practices.

<b>Course Outcomes:</b>	<b>After successful completion of this course, the students shall be able to</b>	<b>Revised Bloom's Taxonomy Level (RBT)</b>
CO 1	Understand the fundamental principles of sustainability and sustainable development.	U
CO 2	Analyse the impact of human activities on the environment and society.	An
CO 3	Assess and design sustainable solutions for various sectors.	An
CO 4	Evaluate the role of policy, technology, and global cooperation in achieving sustainability goals.	E

<b>MODULE</b>	<b>Hours</b>
<b>INTRODUCTION TO SUSTAINABILITY</b> Introduction- Definition and history of sustainability-The three pillars: environmental, social, and economic sustainability-The Anthropocene: Human impact on the Earth-Sustainable Development Goals (SDGs) overview-Systems Thinking and Global Challenges-Systems thinking in sustainability-Global environmental challenges: Climate change, deforestation, pollution-Introduction to ecological footprints and planetary boundaries.	<b>9</b>
<b>ENVIRONMENTAL SUSTAINABILITY</b> Climate Change and Energy-Science of climate change and global warming-Renewable energy: Solar, wind, and other alternatives-Transitioning to a low-carbon economy-Biodiversity and Ecosystems-The importance of biodiversity and ecosystems-Threats to biodiversity: Habitat loss, pollution, and overexploitation-Conservation strategies and sustainable resource management.	<b>8</b>
<b>SOCIAL SUSTAINABILITY</b> Poverty, Inequality, and Development-The relationship between poverty, inequality, and sustainability-Sustainable development in low-income countries-Social justice and equity in the context of sustainable development-Sustainable Cities and Communities-Urbanization and its impact on sustainability-Designing sustainable cities: Smart cities, green infrastructure-Case studies of sustainable urban planning.	<b>8</b>
<b>ECONOMIC SUSTAINABILITY</b> The Economics of Sustainability-Economic growth and sustainability: The concept of decoupling-The circular economy and sustainable business models-Sustainable finance and green investing-Corporate Responsibility and Policy-The role of businesses in sustainability-Corporate social responsibility (CSR) and ethical practices-Government policies and international agreements-Paris Agreement.	<b>10</b>

  
**Signature of BOS Chairman-CSE**

<b>GLOBAL COOPERATION AND FUTURE DIRECTIONS</b> Global Cooperation for Sustainable Development-The role of international organizations -UN, World Bank in sustainability-Global partnerships and collaborative efforts to achieve the SDGs-Case studies of successful global sustainability initiatives-Innovations and Future Trends-Technological innovations driving sustainability clean tech, AI-Future scenarios and challenges in sustainability. Case Study: Developing a comprehensive sustainability plan for a real-world challenge.	<b>10</b>
---	-----------

<b>Theory Hours: 45</b>	<b>Tutorial Hours:</b>	<b>Practical Hours:</b>	<b>Project Hours:</b>	<b>Total Hours: 45</b>
-------------------------	------------------------	-------------------------	-----------------------	------------------------

#### Learning Resources

##### Reference books/ Web Links

1. Tom Theis and Jonathan Tomkin, *Sustainability: A Comprehensive Foundation*, OpenStax CNX (2018).
2. Ken Webster, *The Circular Economy: A Wealth of Flows*, 2<sup>nd</sup> Edition Ellen MacArthur Foundation Publishing, Cowes, UK, (2017).
3. Jeffrey D. Sachs, *The Age of Sustainable Development*, Columbia University Press (2015).
4. Mark Maslin, *Climate Change: A Very Short Introduction*, Oxford University Press (2014).

##### Online Resources

1. "Introduction to Sustainability " <https://www.coursera.org/learn/sustainability>
2. "The Age of Sustainable Development" <https://www.coursera.org/learn/sustainable-development>

#### Grading Policy


Academic	Assignment	Mini Project					TOTAL
	40	60					100



Signature of BOS Chairman-CSE

<b>U18MEO0015</b>	<b>Electric and Autonomous Mobility</b>	<b>L</b>	<b>T</b>	<b>P</b>	<b>J</b>	<b>C</b>
		<b>3</b>	<b>0</b>	<b>0</b>	<b>0</b>	<b>3</b>
<b>OE</b>		<b>SDG</b>		<b>3</b>		

**Pre-requisite: Nil**

	<b>Faculty Name:</b>	<b>Mr. V. Senthilkumar</b>
	<b>Designation:</b>	<b>Assistant Professor-II</b>
	<b>Concern/industry/Institution:</b>	<b>KCT</b>
	<b>LinkedIn profile</b>	<b><a href="https://www.linkedin.com/in/senthilkumar-v-5498aa60/">https://www.linkedin.com/in/senthilkumar-v-5498aa60/</a></b>

<b>Course Objectives:</b>	<b>The purpose of taking this course is to:</b>
1	Understand the design and evolution of electric vehicles and their market trends.
2	Analyse electric mobility ecosystems and emerging business models.
3	Apply deep learning techniques to enhance computer vision and sensor fusion in autonomous vehicles.
4	Implement object detection and tracking methods using advanced computer vision and sensor fusion techniques.

<b>Course Outcomes:</b>	<b>After successful completion of this course, the students shall be able to</b>	<b>Revised Bloom's Taxonomy Level (RBT)</b>
CO1	Understand the design and evolution of electric vehicles and their market trends.	U
CO2	Evaluate EV components, charging technologies, and infrastructure challenges.	U
CO3	Analyse electric mobility ecosystems and emerging business models.	An
CO4	Apply deep learning techniques to enhance computer vision and sensor fusion in autonomous vehicles.	Ap
CO5	Implement object detection and tracking methods using advanced computer vision and sensor fusion techniques.	E

<b>Module</b>	<b>Hours</b>
<b>INTRODUCTION TO ELECTRIC VEHICLES (EVS)</b> Overview of Electric Vehicles: Historical development and evolution of EVs, Components and Architecture of EVs: Key components of EVs: Electric motors, batteries, power electronics, and control systems. EV Market and Trends: Current global and regional market trends, Government policies, incentives, and regulations supporting EV adoption.	<b>6</b>
<b>EV CHARGING INFRASTRUCTURE AND TECHNOLOGY</b> EV Charging Basics: Types of EV charging (AC, DC, wireless), levels of charging (Level 1, Level 2, Level 3) and their differences. Charging Infrastructure Deployment: Planning and implementation of public and private charging stations., Role of smart grids and Vehicle-to-Grid (V2G) technology. Challenges and Solutions in Charging Infrastructure: Addressing range anxiety and charging time issues, Infrastructure challenges in urban and rural areas.	<b>9</b>
<b>ELECTRIC MOBILITY ECOSYSTEM AND BUSINESS MODELS</b> Electric Mobility and Urban Planning: Impact of EVs on urban transportation systems, Role of EVs in reducing urban pollution and congestion, Integration of EVs with public transportation and shared mobility services. Business Models for Electric Mobility: Emerging business models: Mobility-as-a-Service (MaaS), Car-as-a-Service (CaaS), EV fleet management for businesses and public transportation, Economic and environmental benefits of electric mobility. Case Studies in Electric Mobility: Successful case studies of electric mobility implementations in different regions.	<b>10</b>



**Signature of BOS Chairman-CSE**

<b>ADVANCED DEEP LEARNING TECHNIQUES FOR AUTONOMOUS VEHICLES</b> Advanced Computer Vision Techniques: Convolutional Neural Networks (CNNs): Used for detecting and classifying objects. Semantic Segmentation, Instance Segmentation: Identifies and distinguishes objects in complex environments. Deep Learning for Sensor Fusion: Sensor Integration, Multi-Modal Learning, Data Handling, Reinforcement Learning for Autonomous Driving: Basics of Reinforcement Learning, Application in Driving, Simulations Safety and Reliability in Deep Learning Systems: Ensuring Safety, Testing and Validation.	<b>10</b>
<b>ADVANCED COMPUTER VISION TECHNIQUES FOR AUTONOMOUS VEHICLES</b> Object Detection and Tracking: YOLO (You Only Look Once), SSD (Single Shot MultiBox Detector), Kalman Filters, Semantic and Instance Segmentation: Semantic Segmentation, Instance Segmentation Sensor Fusion for Enhanced Perception: Integration of Camera and LiDAR Data, Multi-Modal Fusion Techniques, Noise Reduction and Data Synchronization.	<b>10</b>

<b>Theory Hours:</b>	<b>45</b>	<b>Tutorial Hours:</b>	<b>Practical Hours:</b>	<b>Project Hours:</b>	<b>Total Hours:</b>	<b>45</b>
<b>Learning Resources</b>						
<b>Reference books/ Web Links</b>						
1. Tom Denton, Electric and Hybrid Vehicles, Routledge, (2020). 2. Shai Shalev-Shwartz and Shaked Shammah, Deep Learning for Autonomous Vehicles, Springer, (2021). 3. James Larminie and John Lowry, Electric Vehicle Technology Explained, Wiley, (2012).						
<b>Online Resources</b>						
1. <a href="https://www.coursera.org/learn/electric-vehicles-mobility">https://www.coursera.org/learn/electric-vehicles-mobility</a> 2. <a href="https://www.coursera.org/learn/introduction-deep-learning-computer-vision?specialization=deep-learning-computer-vision">https://www.coursera.org/learn/introduction-deep-learning-computer-vision?specialization=deep-learning-computer-vision</a> 3. <a href="https://www.coursera.org/programs/coursera-for-campus-faculty-ovg1y/learn/advanced-deep-learning-techniques-computer-vision?specialization=deep-learning-computer-vision">https://www.coursera.org/programs/coursera-for-campus-faculty-ovg1y/learn/advanced-deep-learning-techniques-computer-vision?specialization=deep-learning-computer-vision</a>						

## Grading Policy

<b>Academic</b>	<b>Assignment</b>	<b>Case studies</b>					<b>TOTAL</b>
	40	60					100




Signature of BOS Chairman-CSE



<b>P18CAO0001</b>	<b>Modern Financial Strategies and Innovations</b>	<b>L</b>	<b>T</b>	<b>P</b>	<b>J</b>	<b>C</b>
		<b>3</b>	<b>0</b>	<b>0</b>	<b>0</b>	<b>3</b>
<b>OE</b>		<b>SDG</b>		<b>4, 9</b>		

**Pre-requisite: Nil**


	<b>Faculty Name:</b>	<b>Mayuri P T</b>
	<b>Designation:</b>	<b>Assistant Professor 1</b>
	<b>Concern/industry/Institution:</b>	<b>KCT</b>
	<b>LinkedIn profile</b>	<b><a href="https://www.linkedin.com/in/mayuri-palanisamy">https://www.linkedin.com/in/mayuri-palanisamy</a></b>

<b>Course Objectives:</b>	<b>The purpose of taking this course is to:</b>
1	This course covers essential financial principles and concepts useful for both personal and corporate finance.
2	This course provides an in-depth introduction to the ideas, methods, and institutions that help manage risks and foster enterprise in financial markets.

<b>Course Outcomes:</b>	<b>After successful completion of this course, the students shall be able to</b>	<b>Revised Bloom's Taxonomy Level (RBT)</b>
CO 1	Understanding the financial principles and concept of Finance	U
CO 2	Equip learners with the financial decision-making skills.	Ap
CO 3	Evaluate company performance using profitability, efficiency, leverage, and other ratios.	E
CO 4	Assess the working capital needs of the business.	An
CO 5	Manage risks and foster enterprise in financial markets.	Ap

<b>MODULE</b>	<b>Hours</b>
<b>FINANCIAL STATEMENTS AND CASHFLOWS</b> Introduction to Finance- Balance sheet - Assets, Liabilities, and Stockholders & Equity-Income Statement- Profit & loss- Cash flows -Sources and use of cashflows- Liquidity Leverage Ratios- Turnover Ratios- Profitability Ratios-Financial Ratios: Market Value Ratios- Financial Forecasting.	<b>9</b>
<b>TIME VALUE OF MONEY</b> Introduction to Time Value of Money-Present Value (PV) and Future Value (FV)- difference between the quoted interest rate and effective annual rate- Annual Percentage Rate (APR) -Effective Annual Interest Rate (EAR)-Annuity and perpetuity- Applications of time value of money.	<b>9</b>
<b>VALUATION AND CAPITAL BUDGETING</b> Basic terms of bonds-Interest Rates-Zero Coupon bonds- Types of Bonds- Bond Ratings- structure of bond market- Basic Concepts of Stock- Parameter Estimation- Growth Opportunities- P/E ratio- Stock Markets- Tax salvage value - Opportunity Costs- Sunk Costs- Side Effects- Capital Budgeting with Example.	<b>9</b>
<b>RISK AND RETURN</b> Historical record of return and risk- Trade-off between risk and return-Calculate return and risk- Systematic risk and unsystematic risk- Beta Coefficient- Valuation & Risk Estimation- The Capital Asset Pricing Model.	<b>9</b>
<b>FINANCIAL MARKETS</b> Financial Markets Introduction- Distribution and Outliers- Insurance Fundamentals-Forecasting-- Introduction to Behavioural Finance- Prospect Theory- Leverage- Shares and Dividends- Investment Banks Introduction- Importance of Financial Theory.	<b>9</b>

<b>Theory Hours: 45</b>	<b>Tutorial Hours:</b>	<b>Practical Hours:</b>	<b>Project Hours:</b>	<b>Total Hours: 45</b>
-------------------------	------------------------	-------------------------	-----------------------	------------------------

  
**Signature of BOS Chairman-CSE**

<b>Learning Resources</b>	
<b>Reference books/ Web Links</b>	
1.	Introduction to Finance by Lawrence J. Gitman, Jeff Madura
2.	The Financial Times Guide to Investing: The definitive companion to investment and the financial markets by Glen Arnold
<b>Online Resources</b>	
1.	<a href="https://www.coursera.org/learn/introduction-to-finance-the-basics">https://www.coursera.org/learn/introduction-to-finance-the-basics</a>
2.	<a href="https://www.coursera.org/learn/financial-markets-global">https://www.coursera.org/learn/financial-markets-global</a>
3.	<a href="https://www.coursera.org/learn/introduction-to-finance-the-role-of-financial-markets">https://www.coursera.org/learn/introduction-to-finance-the-role-of-financial-markets</a>

## Grading Policy


Academic	Assignment	Case studies	MCQ				TOTAL
	40	40	20				100



Signature of BOS Chairman-CSE

<b>P18CAO0002</b>	<b>Sports Analytics and Emerging Technologies</b>	<b>L</b>	<b>T</b>	<b>P</b>	<b>J</b>	<b>C</b>
		<b>3</b>	<b>0</b>	<b>0</b>	<b>0</b>	<b>3</b>
<b>OE</b>		<b>SDG</b>		<b>4, 8</b>		


**Pre-requisite: Nil**

	<b>Faculty Name:</b>	<b>Asmitha Shree R</b>
	<b>Designation:</b>	<b>Assistant Professor 1</b>
	<b>Concern/industry/Institution:</b>	<b>KCT</b>
	<b>LinkedIn profile</b>	<b><a href="https://www.linkedin.com/in/asmitha-shree">https://www.linkedin.com/in/asmitha-shree</a></b>

<b>Course Objectives:</b>	<b>The purpose of taking this course is to:</b>
1	To provide a foundational understanding on the relation between sports and society.
2	To enable students to apply core marketing principles in the context of sports.
3	To develop analytical skills for comparing sports marketing with other sectors.
4	To foster an understanding of the influence of data-driven decision-making in sports.
5	To develop critical thinking and problem-solving skills in sports management.

<b>Course Outcomes:</b>	<b>After successful completion of this course, the students shall be able to</b>	<b>Revised Bloom's Taxonomy Level (RBT)</b>
CO 1	Understand the social dynamics, cultural identity, and globalization's impacts on the sports world.	U
CO 2	Understand the Evolution and Commercialization of Sports.	U
CO 3	Apply Marketing Principles to Sports.	Ap
CO 4	Analyse and differentiate between sports marketing and other marketing industries.	An
CO 5	Understanding Machine Learning Workflow in sports analytics.	U
CO 6	Apply regression analysis and machine learning models to predict sports outcomes.	Ap

<b>Module</b>	<b>Hours</b>
<b>THE SOCIAL DYNAMICS OF SPORTS</b> Exploring the concepts of games, play, and sports - Analyzing the impact of globalization, nationalism, and politics in sports - Understanding race, cultural identity, and their influence on the sports world.	<b>8</b>
<b>THE EVOLUTION AND COMMERCIALIZATION OF SPORTS</b> Examining the rise of women's sports, gender, and sexuality - Investigating why sports captivate global audiences - Understanding the mega business of sports- outdoor sports-extreme sports, and the search for adventure.	<b>8</b>
<b>INTRODUCTION TO THE SPORTS MARKETING</b> Introduction to the Sports Marketing- Sports Marketing Challenges- Marketing Basics Applied to Sports Marketing- The Traditional 4 P's: A Meaningful Update for Sports- Fan Marketing- Influence Marketing: Sports- Service vs. Product Marketing in Sports- Sports Marketing versus other Marketing Industries- Event Marketing & Management.	<b>9</b>
<b>ENTERTAINMENT MARKETING</b> Entertainment Marketing -Business Marketing- Creating Creative Content-Virtual Reality and Over the Top TV, Entertainment Branding (Placement) -Digital Viral Marketing- Dangers of Viral Marketing- Personal Entertainment Experience- Virtual Reality.	<b>10</b>
<b>PREDICTION MODELS WITH SPORTS</b> Machine Learning-The Machine Learning Workflow- Model: NHL Game Outcomes-Introduction to Regression Analysis -Building the Logistic Regression Model-Interpreting Regression Results - Considerations in Deploying The Model-Case Study: Regression Analysis - Batsman's performance and salary , Regression Analysis - Batsman's performance and salary ,Regression Analysis with Cricket Data.	<b>10</b>

  
**Signature of BOS Chairman-CSE**

<b>Theory Hours: 45</b>	<b>Tutorial Hours:</b>	<b>Practical Hours:</b>	<b>Project Hours:</b>	<b>Total Hours: 45</b>
<b>Learning Resources</b>				
<b>Textbooks</b>				
<ol style="list-style-type: none"> <li>1. Grant Jarvie., Sport, Culture and Society: An Introduction., Taylor &amp; Francis, (4th Edition, 2021).</li> <li>2. Matthew D. Shank and Mark R. Lyberger., Sports Marketing: A Strategic Perspective., Routledge ,(6th Edition, 2021).</li> <li>3. Thomas W. Miller Machine Learning and Data Mining for Sports Analytics, Pearson Education, Inc,(2017).</li> </ol>				
<b>Reference books/ Web Links</b>				
<ol style="list-style-type: none"> <li>1. Richard Giulianotti ,The Globalization of Sport: The Politics, Economics, and Culture of Sports", (2005)</li> <li>2. <u>Manfred Bruhn</u>, <u>Peter Rohlmann</u> , “Sports Marketing: Fundamentals - Strategies – ,Springer, Instruments”, (2022).</li> </ol>				
<b>Online Resources</b>				
<ol style="list-style-type: none"> <li>1. <a href="https://www.coursera.org/learn/international-entertainment-sports-marketing">https://www.coursera.org/learn/international-entertainment-sports-marketing</a></li> <li>2. <a href="https://www.coursera.org/learn/sports-marketing">https://www.coursera.org/learn/sports-marketing</a></li> <li>3. <a href="https://www.coursera.org/learn/prediction-models-sports-data#modules">https://www.coursera.org/learn/prediction-models-sports-data#modules</a></li> <li>4. <a href="https://www.coursera.org/learn/machine-learning-sports-analytics">https://www.coursera.org/learn/machine-learning-sports-analytics</a></li> <li>5. <a href="https://www.coursera.org/learn/foundations-sports-analytics#modules">https://www.coursera.org/learn/foundations-sports-analytics#modules</a></li> </ol>				

### Grading Policy


Academic	Assignment	Case Study/Mini Project					TOTAL
	40	60					100



Signature of BOS Chairman-CSE

<b>P18CAO0003</b>	<b>Healthcare Innovation and Technology</b>	<b>L</b>	<b>T</b>	<b>P</b>	<b>J</b>	<b>C</b>
		<b>3</b>	<b>0</b>	<b>0</b>	<b>0</b>	<b>3</b>
<b>OE</b>		<b>SDG</b>		<b>3</b>		


**Pre-requisite: Nil**

	<b>Faculty Name:</b>	<b>G. Shobana</b>
	<b>Designation:</b>	<b>Assistant Professor-II</b>
	<b>Concern/industry/Institution:</b>	<b>KCT</b>
	<b>LinkedIn profile</b>	<b><a href="https://www.linkedin.com/in/shobana-g-0425b348/">www.linkedin.com/in/shobana-g-0425b348/</a></b>

<b>Course Objectives:</b>	<b>The purpose of taking this course is to:</b>
1	Understand Healthcare Systems and their Challenges.
2	Explore Ethical and AI-driven Approaches in Healthcare.
3	Investigation of Healthcare Marketplace Dynamics.

<b>Course Outcomes:</b>	<b>After successful completion of this course, the students shall be able to</b>	<b>Revised Bloom's Taxonomy Level (RBT)</b>
CO 1	Understand the structure and functions of healthcare systems, along with the associated ethical and technological frameworks.	U
CO 2	Understand the implementation and challenges of electronic health records (EHR) and eHealth models.	U
CO 3	Analyse Healthcare Market Dynamics over time.	An
CO 4	Examine Insurance and Medical Technology Markets and the impact of technological advancements on healthcare delivery and policy.	An
CO 5	Understand the global medical innovations, their impact, and the trends shaping the healthcare industry.	U

<b>Module</b>	<b>Hours</b>
<b>INTRODUCTION TO HEALTHCARE SYSTEMS</b> Overview of healthcare systems-Issue in healthcare – patients-Intermediaries -providers-challenges in healthcare access and delivery- Characteristics of Physician Practices -healthcare organizations and functions- Procedure Codes and Diagnosis Codes- Payment Systems- EMRs, EHRs, and PHRs- Stereotypical Plan Design- Public and Private Plans- Ethical frameworks - AI in health care delivery and payment structure.	<b>6</b>
<b>EHR MANAGEMENT SYSTEM</b> eHealth -model -challenges- Future scope- Collecting the data- Clinical use of personal health data- Mobile apps -social media apps -design of eHealth solutions-Evaluating health apps- Data and digital health records- Anatomy-Predictive and precision medicine- Privacy and security- performance- Interacting with healthcare professional – Advantages -Telehealth- personalize healthcare-EHR applications- patient journey -Features- Login, Authentication, Credentialing- Clinical Decision Support-types- CDS Committees-Introduction to Databases-Components of a SQL Server-EHR Interfaces- Training- Communications- Change Management.	<b>12</b>
<b>HEALTHCARE MARKETPLACE</b> Marketplace Overview, Healthcare Spending Drivers, Quality Trends, Market Evolution-Health Cost Growth- Issues -Effects of Health Behaviours. <b>Physician and hospital Service Market: Provider</b> Market Overview-Price Discrimination- Physician Market Evolution-Physician Sites of Care- Physician-Hospital Market Evolution: Hospital Features-Scale and Scope, Hospital Issues, Quality and Safety- Hospital Future Trends, Policy Impact on Hospitals.	<b>10</b>

  
**Signature of BOS Chairman-CSE**

<b>INSURANCE AND MEDICAL TECHNOLOGY MARKET</b> Risky Business, Utility of Wealth- working of Insurance model- Moral Hazard and Adverse Selection- Early Public Health Insurance- Healthcare Laws and Regulations (HIPAA, FDA, etc.) Quality and Safety Standards in Healthcare-Role of Policy -Future Health Reform. <b>Medical Technology Market:</b> Device- Drug-Medical Device Evolution-Medical Devices -Vision - New Technology Make Money-Measuring Medical Technology Value -FDA Approval for Pharmaceuticals- FDA Approval for Medical Devices- Drive Towards Cost-Effectiveness-preparing a Global Health Technology -Pharma & Device Convergence-Medical Technology Market.	<b>10</b>
<b>GLOBAL MEDICAL INNOVATION</b> Globalization of the Medical Industry, Medical Tourism Evolution & Growth, Medical Tourism in India, Key Issues, Health Bads and Their Consequences-Goals of Health Information Technology- Value of Health Information Technology- Insurer Information Technology- Provider Information Technology-Integrated Health Care Delivery-Key Questions for an Innovation Valuation-Technology-Secure- Return Investment on Technology.	<b>7</b>

<b>Theory Hours: 45</b>	<b>Tutorial Hours:</b>	<b>Practical Hours:</b>	<b>Project Hours:</b>	<b>Total Hours: 45</b>
<b>Learning Resources</b>				
<b>Reference books/ Web Links</b>				
1. Robert E. Hoyt, Ann K. Yoshihashi, Health Informatics: Practical Guide for Healthcare and Information Technology Professionals, Lulu.com (2019). 2. Peter M. Ginter, Linda E. Swayne, and Robert J. Duncan, Healthcare Systems: An Introduction, Health Administration Press (2018). 3. Sharon B. Buchbinder, Nancy H. Shanks, Introduction to Healthcare Management, Jones & Bartlett Learning (2017). 4. Richard Garte, Electronic Health Records: Understanding and Using Computerized Medical Records, Pearson (2014). 5. Peter R. Kongstvedt, Healthcare Economics and Policy, Jones & Bartlett Learning (2013).				
<b>Online Resources</b>				
1. <a href="https://www.coursera.org/learn/intro-to-healthcare">https://www.coursera.org/learn/intro-to-healthcare</a> 2. <a href="https://www.coursera.org/learn/health-it-fundamentals">https://www.coursera.org/learn/health-it-fundamentals</a> 3. <a href="https://www.coursera.org/learn/ehealth">https://www.coursera.org/learn/ehealth</a> 4. <a href="https://www.coursera.org/specializations/healthcare-marketplace">https://www.coursera.org/specializations/healthcare-marketplace</a>				

## Grading Policy


Academic	Assignment	Case Study/Mini Project					TOTAL
	40	60					100



Signature of BOS Chairman-CSE

<b>P18CAO0004</b>	<b>Corporate Strategy and Innovation</b>	<b>L</b>	<b>T</b>	<b>P</b>	<b>J</b>	<b>C</b>
		<b>3</b>	<b>0</b>	<b>0</b>	<b>0</b>	<b>3</b>
<b>OE</b>		<b>SDG</b>		<b>4, 9</b>		


**Pre-requisite : Nil**

	<b>Faculty Name:</b>	<b>Ms. P. T Mayuri</b>
	<b>Designation:</b>	<b>Assistant Professor 1</b>
	<b>Concern/industry/Institution:</b>	<b>KCT</b>
	<b>LinkedIn profile</b>	<b><a href="https://www.linkedin.com/in/mayuri-palanisamy">https://www.linkedin.com/in/mayuri-palanisamy</a></b>

<b>Course Objectives:</b>	<b>The purpose of taking this course is to:</b>
1	This course is designed to help learners develop structured approaches to making sound strategic decisions in multi-business firms.
2	This focuses on modern practices in product management, especially for digital products.
3	It covers essential skills for product managers, emphasizing the need to understand customer needs, use actionable analytics, and apply agile methodologies.

<b>Course Outcomes:</b>	<b>After successful completion of this course, the students shall be able to</b>	<b>Revised Bloom's Taxonomy Level (RBT)</b>
CO 1	Develop structured, decision-based frameworks for making key corporate strategy decisions.	Ap
CO 2	Understand how to make informed decisions about business diversification and entering new markets or industries.	U
CO 3	Learn how to design corporate headquarters that add value across business units.	Ap
CO 4	Develop the ability to leverage actionable analytics and user data to drive product decisions.	E
CO 5	Understand how to iterate and enhance digital products continuously, using feedback and analytics.	An

<b>Module</b>	<b>Hours</b>
<b>CORPORATE ADVANTAGE</b> Introduction to Corporate strategy- Understanding Differences: Number of Businesses, Corporate Advantage, Competition- Sum-of-the-parts Analysis- Corporate Strategy Decisions- value multi-business firms.	<b>9</b>
<b>DIVERSIFICATION AND DIVESTITURE</b> Understanding the Basic Modes of Diversification- Diversification Test -Five-step Approach- Understanding the Basic Modes of Divestiture- Divestiture Test- Three-step Approach to the Divestiture Decision.	<b>9</b>
<b>CORPORATE HEADQUARTERS</b> Example of Corporate Headquarters- Controls of Corporate Headquarters- HQ Influence Models- Financial Perspective- Uncertainty Perspective- Synergy Perspective- Social Perspective- Synergistic Portfolio Framework.	<b>9</b>
<b>FOCUS AND PRODUCT INNOVATING METHODS</b> Introduction to Product Management Journey- Creating, Testing and Facilitating- Product Owner- Team Collaboration- Qualitative Analytics- Quantitative Analytics- Managing Habits- Customer Collaboration- Funnel Focus- Managing Product.	<b>9</b>

  
**Signature of BOS Chairman-CSE**

**EXPLORING AND AMPLIFYING PRODUCTS****9**

Introduction to Exploring a new Product Idea- Building for learning- Horizons of growth- Corporate Innovation Pipeline- Business Model Design- Introduction to Amplifying an existing products- Business model types- Actionable analytics- Data science- Chanel - Modality- Roadmap.

<b>Theory Hours:</b>	<b>45</b>	<b>Tutorial Hours:</b>	<b>Practical Hours:</b>	<b>Project Hours:</b>	<b>Total Hours:</b>	<b>45</b>
<b>Learning Resources</b>						
<b>Reference books/ Web Links</b>						
1. Competitive Strategy: Techniques for Analyzing Industries and Competitors, Michael E. Porter 2. User Experience Is Brand Experience: The Psychology Behind Successful Digital Products and Services by Felix Van De Sand, Anna-Katharina Frison, Pamela Zotz 3. Corporate Strategy and Product Innovation by Robert R. Rothberg						
<b>Online Resources</b>						
1. <a href="https://www.coursera.org/learn/corporatestrategy">https://www.coursera.org/learn/corporatestrategy</a> 2. <a href="https://www.coursera.org/learn/uva-darden-digital-product-management">https://www.coursera.org/learn/uva-darden-digital-product-management</a>						

**Grading Policy**


<b>Academic</b>	<b>Assignment</b>	<b>Case Study/Mini Project</b>					<b>TOTAL</b>
	40	60					100


**Signature of BOS Chairman-CSE**



<b>P18CAO0005</b>	<b>Gamification and Gaming</b>	<b>L</b>	<b>T</b>	<b>P</b>	<b>J</b>	<b>C</b>
		<b>3</b>	<b>0</b>	<b>0</b>	<b>0</b>	<b>3</b>
<b>OE</b>		<b>SDG</b>		<b>3, 4, 9</b>		

**Pre-requisite: Nil**


	<b>Faculty Name:</b>	<b>Dr. K. Saranya</b>
	<b>Designation:</b>	<b>Assistant Professor-II</b>
	<b>Concern/industry/Institution:</b>	<b>Kumaraguru college of Technology</b>
	<b>LinkedIn profile</b>	<b><a href="https://www.linkedin.com/in/dr-saranya-k-b3a93313a/">https://www.linkedin.com/in/dr-saranya-k-b3a93313a/</a></b>

<b>Course Objectives:</b>	<b>The purpose of taking this course is to:</b>
1	Understand the core differences between Gamification and Games.
2	Explore how gamification drives innovation in business.
3	Analyse the effectiveness of gamification in Advocacy, Media, Politics, and Education.
4	Identify the risks and future trends in gamification.

<b>Course Outcomes:</b>	<b>After successful completion of this course, the students shall be able to</b>	<b>Revised Bloom's Taxonomy Level (RBT)</b>
CO 1	Acquire in-depth knowledge of gamification principles and identify specific applications across various contexts.	U
CO 2	Develop a comprehensive conceptual framework for gamification tailored to different sectors.	C
CO 3	Critically analyse and evaluate the benefits and risks associated with gamification.	E
CO 4	Analyse the role of motivation in gamification and how it drives innovation in the game market.	An

<b>Module</b>	<b>Hours</b>
<b>GAMIFICATION</b> Core concepts, distinctions between gamification and games, Motivation in Gamification, Gamification drive Innovation, Game Market.	<b>9</b>
<b>GAMIFICATION IN BUSINESS</b> Business sector adopts gamification techniques -Case studies, features of gamification in business, marketing strategies.	<b>8</b>
<b>GAMIFICATION FOR ADVOCACY AND MEDIA</b> Applications in civil society, differences from business gamification, effectiveness in raising awareness, media outlets adopt gamification techniques, features of gamification in media, journalism and communication benefiting from gamification.	<b>10</b>
<b>GAMIFICATION IN POLITICS AND EDUCATION</b> Political gamification, effectiveness for political campaigns, differences from other sectors, gamification effective for policymaking. Educational applications, effectiveness in teaching and learning.	<b>10</b>
<b>RISKS AND FUTURE IN GAMIFICATION</b> Gamification desirability, Social and mental sickness, features of gamification in social networks, need of gamers-Future with games.	<b>8</b>

<b>Theory Hours: 45</b>	<b>Tutorial Hours:</b>	<b>Practical Hours:</b>	<b>Project Hours:</b>	<b>Total Hours: 45</b>
-------------------------	------------------------	-------------------------	-----------------------	------------------------

  
**Signature of BOS Chairman-CSE**

<b>Learning Resources</b>	
<b>Reference books/ Web Links</b>	
1.	Yu-Kai Chou,” Actionable Gamification: Beyond Points, Badges, and Leaderboards”, Fremont (CA), 2014.
2.	B. Burke, “Gamify: How Gamification Motivates People to Do Extraordinary Things”, Bibliomotion, 2014.
3.	J. Lerner, “Making Democracy Fun: How Game Design Can Empower Citizens and Transform Politics”, Boston (MA), 2014.
<b>Online Resources</b>	
1.	<a href="https://www.coursera.org/specializations/esports">https://www.coursera.org/specializations/esports</a>
2.	<a href="https://www.coursera.org/learn/gamification">https://www.coursera.org/learn/gamification</a>

## Grading Policy


Academic	Assignment	Case Study/Mini Project					TOTAL
	40	60					100



Signature of BOS Chairman-CSE

24IEO079 OE	Environmental Innovations and Management	L	T	P	J	C
		3	0	0	0	3
		SDG		6, 15		

**Pre-requisite:** Nil

	<b>Faculty Name:</b>	<b>Dr. N. Rajathi</b>
	<b>Designation:</b>	<b>Professor</b>
	<b>Concern/industry/Institution:</b>	<b>KCT</b>
	<b>LinkedIn profile</b>	<b><a href="https://www.linkedin.com/in/dr-rajathi-natarajan-7748758b/">https://www.linkedin.com/in/dr-rajathi-natarajan-7748758b/</a></b>

<b>Course Objectives:</b>	<b>The purpose of taking this course is to:</b>
1	Explore urbanization, climate change, sustainability, and circular economy principles in managing environmental challenges.
2	Understand integrated water resource management and pollution control in relation to environmental hazards and public health.
3	Investigate population dynamics, agriculture's impact on the environment, and ethical approaches to solving complex environmental issues.

<b>Course Outcomes:</b>	<b>After successful completion of this course, the students shall be able to</b>	<b>Revised Bloom's Taxonomy Level (RBT)</b>
CO 1	Analyse and address the environmental challenges associated with global trends.	An
CO 2	Evaluate and apply integrated water resource management principles to address complex water-related challenges,	Ap
CO 3	Explain the impact of environmental hazards.	U
CO 4	Explain the relationship between global population dynamics, agriculture, and soil resources.	U
CO 5	Identify and apply environmental ethics and management principles to complex issues.	Ap

<b>Module</b>	<b>Hours</b>
<b>GLOBAL TRENDS AND ENVIRONMENT MANAGEMENT</b> Sustainability and the SDGs-Demographic Trends-Global urbanization-Environment Management -Cities and the rising sea level-Climate Change and Water-Circular Thinking in Waste Management-Plastic as Part of the Circular Economy-Stakeholder and Social Sustainability Analysis--Utility Management -Environmental Management in Rural Areas-Phases in Solid Waste Management -Regulation -Outdoor and Indoor air pollution -Technologies for the environment built .	<b>9</b>
<b>WATER RESOURCE MANAGEMENT AND POLICY</b> The rules of resource, uses and their circumvention- Integrated water resource management to water-food-energy -Integrated Water shed management -water as source of conflict and cooperation.	<b>9</b>
<b>ENVIRONMENTAL HAZARDS AND GLOBAL PUBLIC HEALTH</b> Air and water pollution -key concepts -controlling air pollution -key concepts in water pollution-controlling water pollution -physical hazards and soil waste - Solid Waste Disposal Methods-Hazardous Waste Disposal Methods-Population pressure -Build environment.	<b>9</b>
<b>POPULATION, FOOD, AND SOIL</b> Population the world- population changes-Global population - Global population dynamics - Agriculture and Environment - Agriculture and Human Nutrition- Modern Agriculture Effects and Alternatives -Soil and Environment -Soil resource and Profile.	<b>9</b>



**Signature of BOS Chairman-CSE**

<b>ENVIRONMENTAL MANAGEMENT &amp; ETHICS</b> Introduction – Environmental Ethics- Environmental management of tame and wicked problems- Decision support tools-Environmental regulation and principles.	<b>9</b>
---	----------

<b>Theory Hours: 45</b>	<b>Tutorial Hours:</b>	<b>Practical Hours:</b>	<b>Project Hours:</b>	<b>Total Hours: 45</b>
-----------------------------	----------------------------	-----------------------------	---------------------------	----------------------------

<b>Learning Resources</b>	
<b>Reference books/ Web Links</b>	
<ol style="list-style-type: none"> <li>1. <b>Circular Economy for the Management of Operations.</b> United States, CRC Press, (2020).</li> <li>2. <b>Pangare, Vasudha. Global Perspectives on Integrated Water Resources Management.</b> India, Academic Foundation, (2006).</li> <li>3. <b>Hutchinson, Emma, and Kovats, Sari. Environment, Health and Sustainable Development.</b> United Kingdom, McGraw-Hill Education, (2017).</li> <li>4. <b>Wild, Alan. Soils, Land and Food: Managing the Land during the Twenty-First Century.</b> United Kingdom, Cambridge University Press, (2003).</li> <li>5. <b>Krishnamoorthy, Bala. Environmental Management: Text and Cases.</b> India, Prentice Hall India Pvt., Limited, (2017).</li> <li>6. <b>Politics and Policies for Water Resources Management in India.</b> United Kingdom, Taylor &amp; Francis, (2020).</li> </ol>	
<b>Online Resources</b>	
<ol style="list-style-type: none"> <li>1. <a href="https://onlinecourses.nptel.ac.in/noc23_hsl55/preview">https://onlinecourses.nptel.ac.in/noc23_hsl55/preview</a></li> <li>2. <a href="https://www.coursera.org/learn/global-environmental-management">https://www.coursera.org/learn/global-environmental-management</a></li> <li>3. <a href="https://www.coursera.org/learn/water-management">https://www.coursera.org/learn/water-management</a></li> <li>4. <a href="https://www.coursera.org/learn/environmental-hazards-and-global-public-health">https://www.coursera.org/learn/environmental-hazards-and-global-public-health</a></li> <li>5. <a href="https://www.coursera.org/learn/population-food-and-soil">https://www.coursera.org/learn/population-food-and-soil</a></li> <li>6. <a href="https://www.coursera.org/learn/environmental-management-ethics">https://www.coursera.org/learn/environmental-management-ethics</a></li> </ol>	

<b>Academic</b>	<b>Assignment</b>	<b>Case studies</b>	<b>Quiz</b>				<b>TOTAL</b>
	40	40	20				100



**Signature of BOS Chairman-CSE**